

Share



Course Introduction

Share



This workbook is designed for the course **Go Beyond the Numbers**
(Product No. EP-PEC-001).

Revision 1.0

Copyright © 2019 EQUITIESPEDIA Pte Ltd

All rights reserved. These materials are proprietary to EQUITIESPEDIA PTE LTD and no part of these materials may be reproduced or transmitted in any form or by any means, electronic or mechanical including photocopying or by any information storage or retrieval system, without the prior consent from the company.

Table of Contents

Share



1. Go Beyond The Numbers Handbook - Course Introduction
2. Course Objectives
3. Course Map Overview
4. How the Course is Conducted
5. About the e-Handbook
6. Lesson 1: Video 1a - Course Introduction
7. Lesson 1: Video 1b - Why Learn this e-Course
8. Lesson 1: Video 1c - How is this e-Course Conducted
9. End Page

Share



Course Introduction

Go Beyond The Numbers e-Course

Welcome Note

Equitiespedia team would like to welcome you in this e-learning journey on the fundamentals of investing.

Go Beyond The Numbers is designed for both novice in investing and those who have already made your first investment but wanted to know the meaning behind the financial numbers so that you can make better decisions from your financial analysis.

Equitiespedia Team

Share



Course Objectives

Upon the completion of this course, learner will be able:

1. Learn the Wall Street method of analyzing businesses to be able to cut through the noise and clutter.
2. Acquire an immediate, working knowledge of the three primary financial statements - the Balance Sheet, the Income Statement and the Statement of Cash Flows.
3. Master the tools of finance and how to use it in an actual investment situation
4. Understand the information contained in essential financial reports and how to use that understanding to make informed intelligent decisions.
5. Acquire the ability to use numbers and financial tools to make and analyse decisions

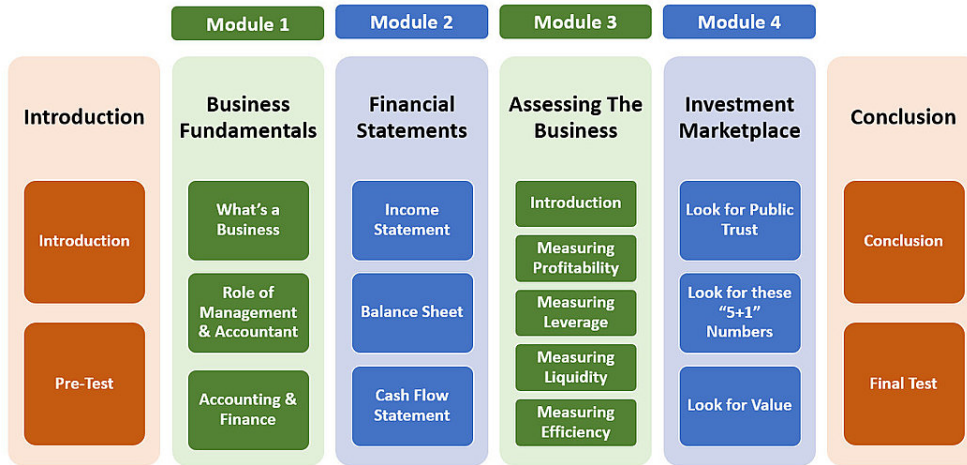
Go Beyond The Numbers Course Map

Course Overview

Go Beyond The Numbers e-course is structured according to the course map shown below:

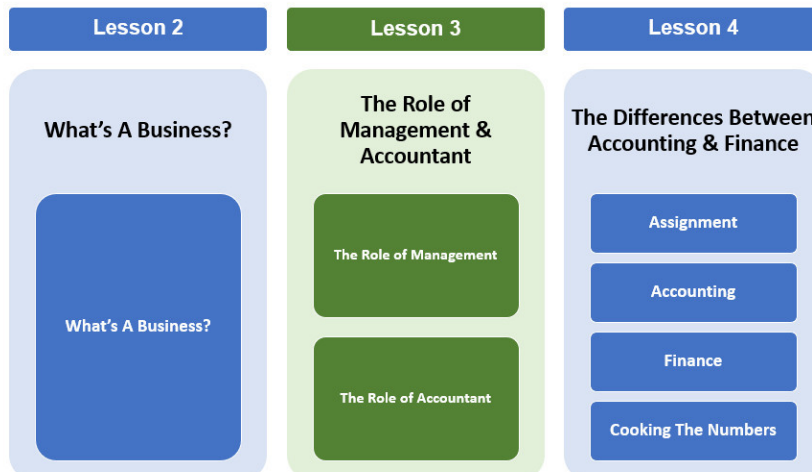
Share

Go Beyond The Numbers Course Overview



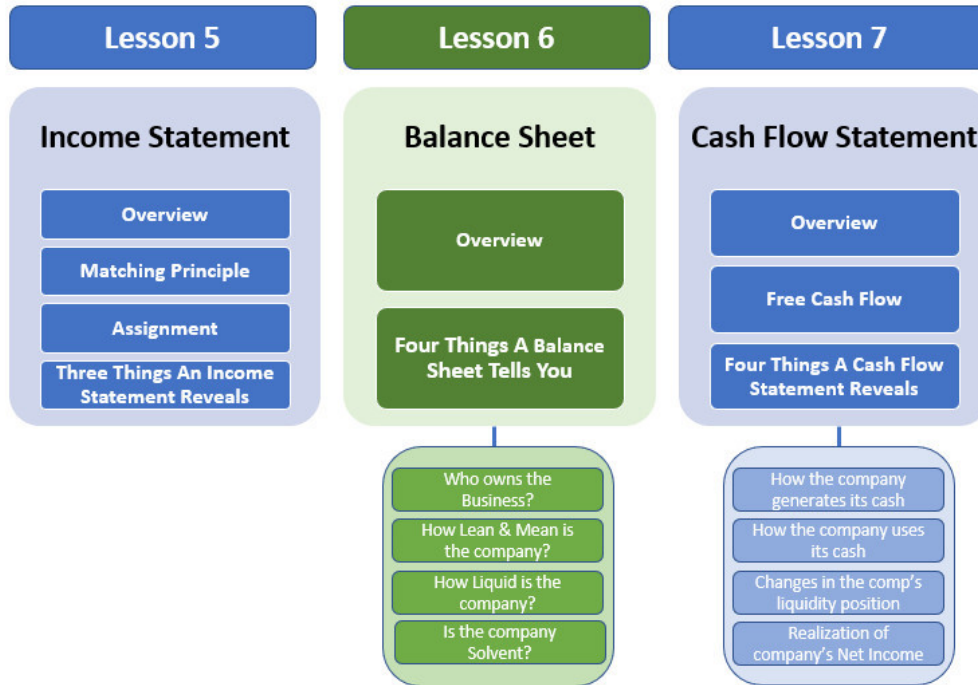
Module Course Map

Business Fundamentals (M1)



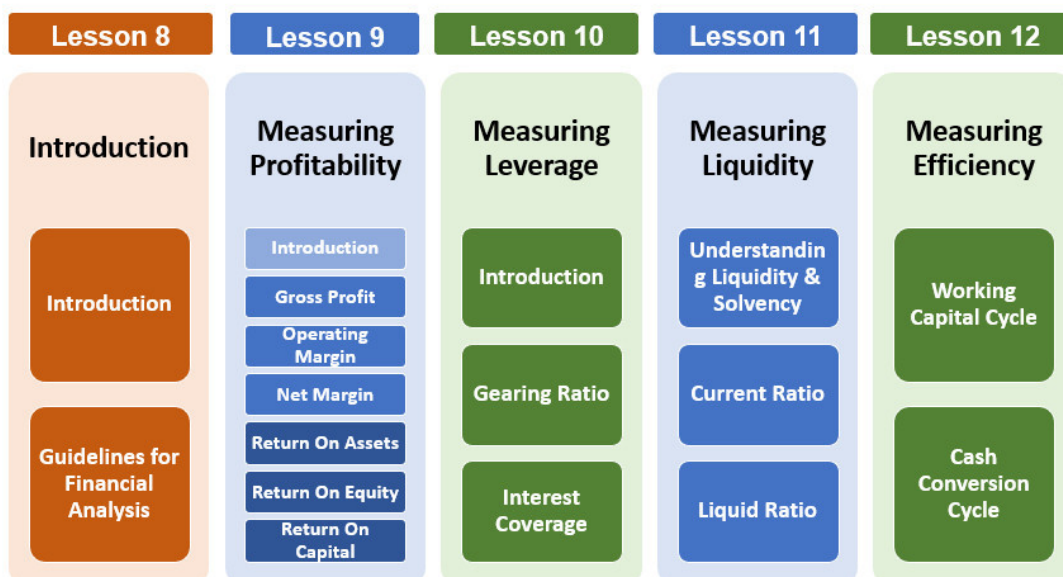
Share

Financial Statement (M2)



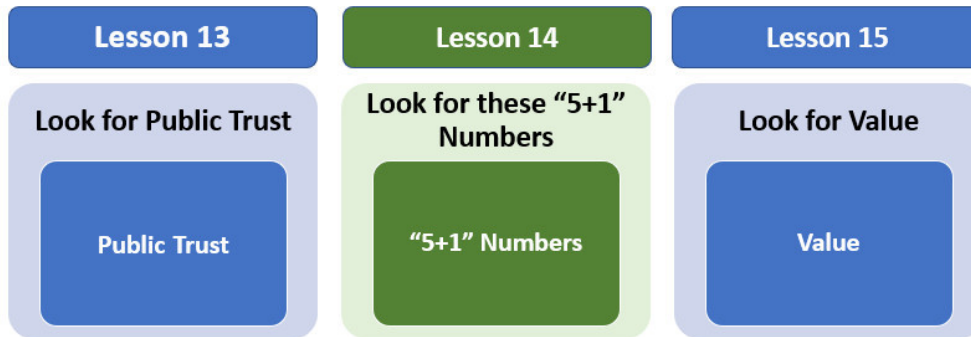
Module Course Map

Assessing The Business (M3)



Share

Investment Marketplace (M4)



Page 8

Go Beyond The Numbers e-Course

About How the e-Course is Conducted

Go Beyond the Numbers e-Course is made up of 4 main modules, sub-divided into 16 lessons. The lessons are recorded in video clips with an average length of about 10 mins each (between 3 to 15 mins). All registered learners will be given access to the videos upon successful registration.

To ensure an effective learning experience, this e-course is conducted in 5 simple steps:

Step 1. Pre-Course Test: Learner is to take a short pre-course test before starting to view the first Lesson. The objective of the pre-course test is to evaluate your current understanding of the subject matter of this course so that you will be able to assess how much you learn at the end of the program. So, do not worry about the outcome and be as candid as possible in answering those questions.

Step 2. Watch the Lesson Videos: Note that not all the lesson videos are accessible at the beginning of the e-course. Accessibility will be opened upon completion of each lesson. This is to ensure all learners of an intake are learning at the same pace and discussions in live webinars are based on the topics that are already covered from the videos accessible by learners.

Step 3. Do the Assignments: Learners will be given short assignments to be done off-line. You can share your answers and comments in a private Facebook group specially created for all registered learners. Additional information will be given upon successful registration of the e-Course. The answers to each assignment will be discussed by the instructor in the videos.

Step 4. Attend the Live Coaching Webinars: In addition to viewing the discussion on video pre-recorded, there will be separate live webinars organized for all registered learners to address any doubts and questions from each lesson. You will be informed of the details of each live webinar session 2 weeks before each webinar session. Please look out for the email.

Step 5. Post Course Test: After completing all the lesson videos and attending all the live-webinars, you should be fully equipped for the start of your investing journey. Complete the Post-Course Test to

Share



About the e-Handbook

This handbook is designed to allow you to maximize your learning experience in learning this e-course. It has three main purposes:

- It provides a guide on how the e-course is conducted.
- It provides key learning points and definitions from each topic of the course.
- It provides all the necessary data and information for all the exercises and assignments.
- It provides space for personal notes and reflections for learners who chose to print and the handbook into hard copies.

So, make full use of this workbook throughout the course as you learn. We are very sure it will be a very valuable piece of resource in your investing journey.

Thus, we hope you will enjoy this exciting learning experience. We hope you can effectively utilize your new knowledge in investing and help you achieve your investment goals.

Share



Page 10



Course

Share

Introduction



Go Beyond The Numbers e-Course

Lesson 1: Course Introduction

Video 1a: Course Introduction

Welcome to the first video of the **Go Beyond The Number** e-Course. This e-course will be very different from most standard e-course available in the market as it provides not only the contents from the videos, we also closed the loop with the learners with live webinars and open communication with me and the class via the Go Beyond The Numbers Facebook closed group throughout the length of the e-course. So, in order to help you get started, there are some steps that I would like you to take and they are as follows:

1. **Step 1:** Sign up for the Welcome Webinar
2. **Step 2:** Download **Go Beyond The Numbers** e-Course Map
3. **Step 3:** Take the Pre-Course Test
4. **Step 4:** Start viewing the training videos *
5. **Step 5:** Join the Go Beyond The Numbers Community

** Note that the videos are not release all at once as they will be released twice weekly according to the length of the video and schedule of the course)*

Look forward to seeing you in **Go Beyond The Numbers - Module 1**

Share



Page 12

Go Beyond The Numbers e-Course

Video 1b: Why learn this e-Course

- Learn the Wall Street method of analyzing businesses to be able to cut through the noise and clutter.
- Acquire an immediate, working knowledge of the three primary financial statements - the Balance Sheet, the Income Statement and the Statement of Cash Flows.
- Master the tools of finance and how to use it in an actual investment situation
- Understand the information contained in essential financial reports and how to use that understanding to make informed intelligent decisions.
- The ability to use numbers and financial tools to make and analyse decisions

Look forward to seeing you in **Go Beyond The Numbers - Module 1**

Share

Page 13



Go Beyond The Numbers e-Course

Video 1c: How is this e-Course Conducted

Every cohort will start on a specific start date as though you are enrolled in a new university course in a new semester.

You will have classmates and you will all part of a community that can discuss course work in a closed discussion board which we called it the community.

You are encouraged to participate actively in your learning.

Learners will be given short assignments to be done off-line. You can share your answers and comments in the Community specially created for all registered learners. The answers to each assignment will be discussed by the instructor in the videos.

You should also make use of the community to ask questions. I will choose among the questions raise and answer them in Q&A videos. Also, you should attempt to answer questions that are raised by your coursemate and I think this is the biggest reward in the community.

Because acting like a teacher, like a consultant, like a tour guide, showing people what you see - can't help but help you see more clearly. So the most successful people, in this workshop, will be giving five times as much as they get. Five comments, five input every time they seek input from others.

Making this your practice is essential. I want to assure you that no data or comments in this community will be used outside of this class. What is said or written in the discussion thread will stay inside this community. I hope that you can feel safe in participating actively here.

Look forward to seeing you in **Go Beyond The Numbers - Module 1**

Share



**Thank you for participating this
course with Equitiespedia**

www.equitiespedia.com