




EXPLORIUM

LIGHTS ON®

SUCCESS CIRCUIT



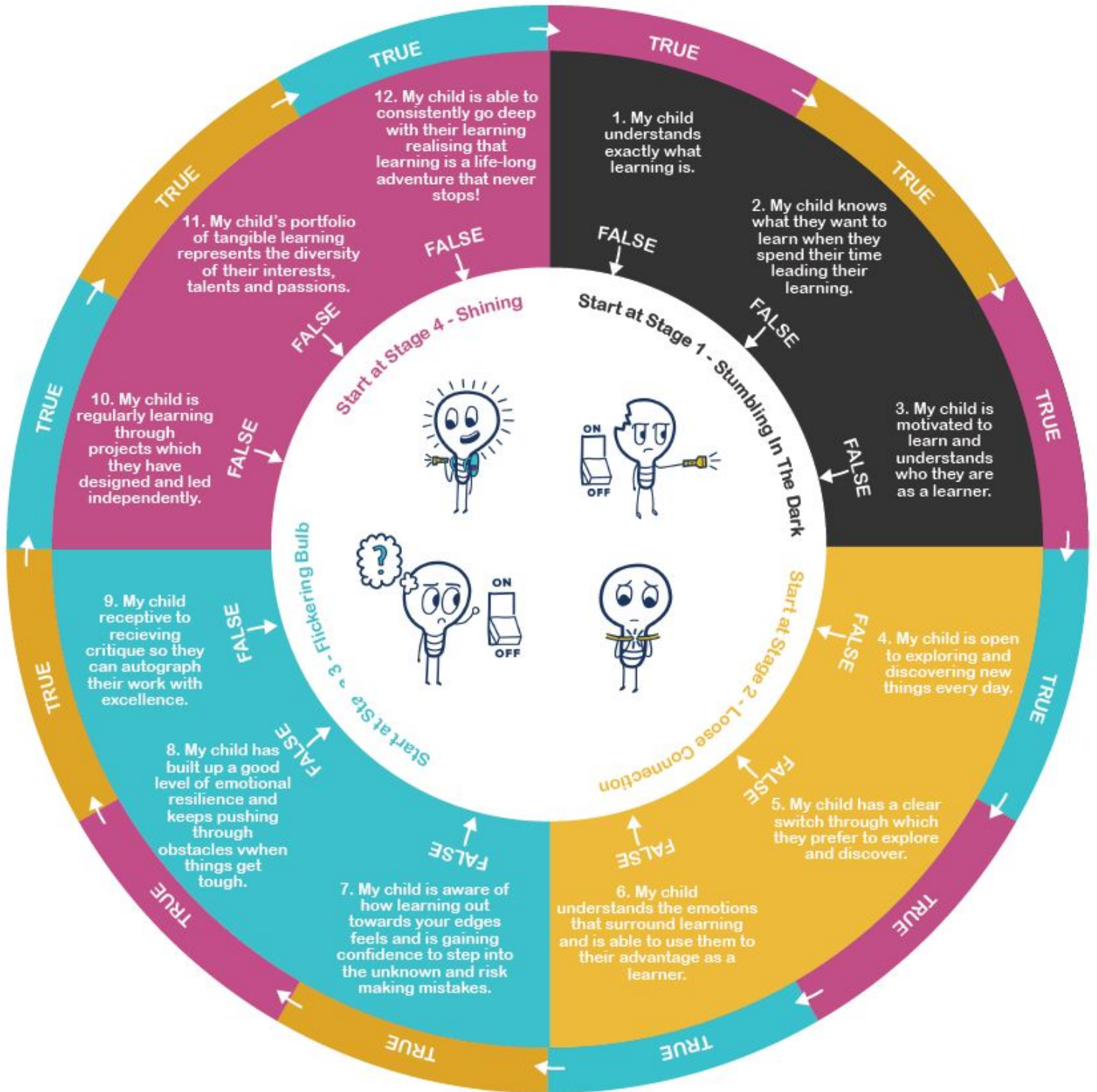
EXPLORIUM



For your Explorium adventure to switch on your family's lights, you firstly need to identify where your child is on their Lights On® success circuit. This will help you get clear on your strategy and enable you to focus your attention on the 20% that is going to get you 80% of the transformative results you are after.

This will also give you the clarity you need to harness the full power of Lights On® to fully utilise the 3 keys: PASSION, MINDSET, and TIME. This will ensure your child has everything they need to get ready for 21st Century success. When you do this you'll have the best possible chance of **unleashing the divergent genius** in YOU and YOUR CHILD, and that is when the fun begins!

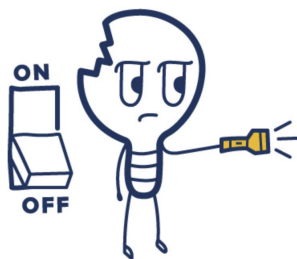
There is an assessment on the next page that will help you to determine which stage you are at on your Lights On® Success Circuit. You can then continue to the following pages for more details, which will give you the clarity you need to understand how to get the most out of the Lights On® framework and Explorium adventure.



LIGHTS ON® STAGES - WHERE ARE YOU STARTING YOUR EXPLORIUM ADVENTURE?

Let us know which stage you feel your child is and then get ready for your adventure ahead because you are about to UNLEASH THE DIVERGENT GENIUS that is within your family! Read the descriptions of each stage so you know where to invest your immediate focus and what you need to make as your priority.

Stage 1 - Stumbling in the dark



Your child has lost the connection to what it is that makes them '**authentically them**'. They no longer show any interest in learning and you are concerned about their mental wellbeing. They are bored, switched off from learning, and unaware of their passions and talents. They are unmotivated about any of the opportunities in front of them and have little or no understanding of who they are as a learner.

YOUR PRIORITY IS: to help them define what learning is, for them, and more importantly what it can be. You really need to

be laying strong foundations before you move on from here. Without this initial groundwork you are going to be struggling and facing an uphill battle and we want to make it as easy as possible for you to succeed, because when you do, your child will too. As the parent you need to THINK differently in order to DO differently so your child can step into BEING THEM.

ACTIONS:

- It is time to define clearly what learning means to your family.
- Set your vision for what YOU and YOUR CHILD want for your adventure ahead.
- Identify what obstacles, internal and external, stand in your family's way of switching on their lights.
- Develop a clear strategy for short, mid and long term so that you can take small steps towards giant leaps.
- Discuss what your USP - unique success path - looks like for you as a family and as individuals.
- If you don't know these things, it's going to keep you on the old success path - which we know we need to get away from - and no matter how much you think are open to thinking and acting differently about learning you are going to struggle to shift your child's attitude and engagement around learning.

Stage 2 - Loose Connection




Your child is open to exploring what their switch might be, and they are interested in lots of things, but they are not yet learning through a clear switch. When things get difficult for them, or they get something wrong, they tend to give up or say they are 'bored', instead of digging in and continuing on the adventure they started. They are unaware of the full range of emotions that come with learning and this is holding them back from being open to fully explore and discover the opportunities available to them.

YOUR PRIORITY IS: to give your child time to explore again and reconnect to what it is they would love to spend their time exploring, discovering and diving deep into. Resist the temptation to settle too quickly on **LOCATING THEIR SWITCH** or to see the learning carousel as a one off activity. You are really shifting the way your family thinks and feels about learning by introducing the culture of Lights On into your home. Don't rush this or you'll have more obstacles in your way than you need.

ACTIONS:

- Continue to establish a learning culture within your home that prioritises exploration and discovery and the 4Cs; creativity, collaboration, critical thinking and communication.
- Set up a learning carousel, or your own variation of it that works for your family, so it becomes ingrained into your family's learning habits.
- Focus on getting clear on your child's most dominant switch.

Stage 3 - Flickering bulb



Your child has located their main switch and their biggest obstacle now is their mindset. They avoid trying things in case they make mistakes and fear of failure is holding them back from exploring their learning at a deeper level. They have moments when they embrace a new opportunity and are much more willing to step beyond their comfort zone when they do. However, they are still inconsistent with harnessing their emotions when things do get challenging and so their lights flicker on and off.

YOUR PRIORITY IS: to get your child understanding learning from a neuroscience perspective and spend time getting them **WIRED FOR LEARNING**. This will be the shift they need to embrace failure as an essential step towards success. You really want to build in challenges for them and not be afraid to guide them to go deeper into their frustration and anger, because these are valid emotions that surround learning. If we always stop short when they surface then we're stunting the growth of our children's brains - literally! When you reframe learning through a mindset and neuroscience lens you and your child get a whole new insight into how learning can be and this really empowers them to become braver.

ACTIONS:

- Begin exploring the full range of emotions that surround learning .
- Give your child plenty of opportunity to build up emotional resilience to failure so they can get prepared to learn towards mastery around their switch.
- Introduce and start to regularly use draft critique to help your child learn what excellence looks like for them.

Stage 4 - Shining Bright



Your child is now fully switched on to learning and motivated to dive deep into the adventure ahead of them. They have one dominant switch and are developing a complex learning circuit that keeps growing. They are ready to **SHINE THE SPOTLIGHT** to go further beyond their comfort zone, in all aspects of their life. They are able to use **REFLECTION** when their lights go dim, or off, and switch them back on again so they can continue exploring and discovering more opportunities ahead. They are becoming a brave, life-long learner who is fully in the driving seat of their learning, ready for a life-time quest towards mastery.

YOUR PRIORITY IS: to provide your child with lots of opportunities to explore, discover and go deep with their learning. Understanding how to learn through projects is important at this stage as this will enable and empower your child to develop new skills and move from being a passive consumer of content to becoming a true creator of content. Once they get used to how learning feels, on an emotional level, when they taste success, they realise what they are truly capable of achieving, if they keep on navigating those obstacles that come in their way.

ACTIONS:

- Give them plenty of opportunity to lead and direct their own learning so they can develop and expand on their interests, **PASSION** and talents and continue to strengthen their **MINDSET**.
- Get your child learning through projects so they can start to cross fertilise different switches and make the most of their **TIME**.
- Use their portfolio as reflection tool and a place to showcase their passion and emerging talent.