

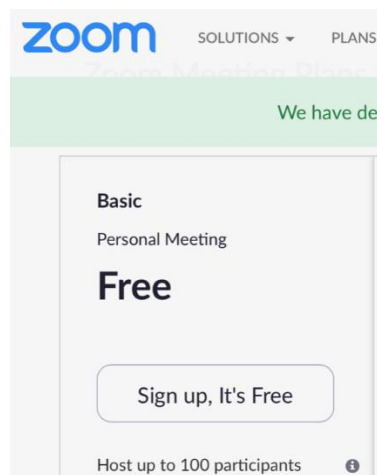
Zoom: Getting Connected

Zoom is a simple to use platform that allows us all to stay connected. Just follow the simple steps below to get up and running and start reconnecting with your friends, family and the community:

Step 1: Register for a FREE account

First, go to this link: <https://zoom.us/pricing>

You only need to register for the Basic Package which Zoom are now offering for free and this gives you unlimited use. It will look something like this:



Click on the 'Sign up, It's Free' button.

You'll need a personal email address and create a password, that only you will have access to.

Step 2: Activate your account

Once you've registered you'll receive an email from Zoom confirming your registration and asking you to activate your account. It may appear in the junk folder, so check that you too. Click on the 'Activate your Account' button and that will complete your registration.

Step 3: Download the Application to your device

Zoom is available for your desktop PC, Mac, Laptop, tablet or smartphone. Follow the link below and choose the application that is suitable for your device.

<https://zoom.us/download>

Windows PC: If you are using a Windows based PC, choose this option:

Zoom Client for Meetings

The web browser client will download automatically when you start or join your first Zoom meeting, and is also available for manual download here.

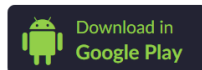
Download

Version 4.6.8 (19178.0323)

Mobile Phone/Tablet: If you are using a mobile phone or tablet, choose this option:

Zoom Mobile Apps

Start, join and schedule meetings; send group text, images and push-to-talk messages on mobile devices.




Mac Users: If you are using a Mac, there is a detailed page for instructions to install specifically for Macs here:

<https://support.zoom.us/hc/en-us/articles/203020795-How-To-Install-on-Mac>

Step 4: Getting started

Once you've downloaded the app, run it and you will get to a pop up dialog that looks like this:



Sign in with the registration details that you created in **Step 1** and you can now host meetings, join in on conversations, and be invited to online virtual activities!

If you have any problems getting this working, don't worry! We're here to help. Send us a message at the Barnet Wellbeing Hub on 03333 449088 and we'll put you in touch with someone to take you through the process.

We're looking forward to you joining us soon! Happy Zooming!