

# ELL MODIFICATION LIBRARY



The Simplify Writing® ELL Modification Library is designed to help teachers modify the core writing units by providing additional support for English language learners. This library focuses on supporting students at all levels of language development through the use of developmentally appropriate scaffolds and supports. Strategies and tools are provided in printable format, along with examples and editable templates that align with lessons from the core program.

Each tool includes a teacher-facing instructional video that explains how it can be used with students with a wide range of language needs. These tools can be used in whole groups, small groups, or with individual students. Some tools may be beneficial for all learners, regardless of their language proficiency.

## WHY IT'S ESSENTIAL

A growing population of ELLs are long-term English learners (LTELs). These students have been enrolled in US schools for six or more years but have not yet gained full English proficiency. For a variety of reasons, LTELs may remain at intermediate levels of English oral proficiency; lack literacy proficiency necessary for engaging with academic texts; struggle with English syntax, grammar, and vocabulary in speaking and writing; and, in many cases, be reluctant to participate fully in classroom academic tasks (Olsen, 2014).

10.6%

5.3 million students in the U.S. are ELLs.

95.1%

Teachers who use our ELL library report growth.\*

### Why Our Program Works

Effective educators provide explicit instructions and models (Hanover Research, 2017).

Effective educators focus on key cognitive and language functions required for academic tasks and use graphic organizers to scaffold those functions (Hanover Research, 2017).

Effective educators build background knowledge, scaffold key concepts, and teach vocabulary (Hanover Research, 2017).

## What's Included?



### Instructional Strategies

- Reduced Text
- Text Read-Alouds
- Unpacking Sentences
- Comprehensible Input
- Collaborative Discussions



### Templates

- Color-Coded Essay Templates
- Essay Sort Templates
- Sentence Frames
- Word Banks
- Bilingual Glossary
- Vocabulary

## WORKS CITED

Aseel Kanakri. (2016). Second language writing instruction: Teaching writing to English language learners. *Beyond Words*, 4(2), 88–101. <https://doi.org/10.33508/bw.v4i2.885>

Hanover Research. (2017, July). Effective interventions for long-term English learners. Connecticut State Department of Education. <https://portal.ct.gov/-/media/sde/essa-evidence-guides/effective-interventions-for-long-term-english-learners>

Olsen, L. (2014). Meeting the unique needs of long term English learners: A guide for educators. National Education Association.

# K-2 Sentence Frames

Resource	Page Number
Template	6
Narrative Writing	7-19
Informational Writing	20-28
Opinion Writing	29-37
Letter Writing	38-48
Genre Writing	49-55
Production Writing	56-62
Conclusion Writing	63-73
Editable	74-84

# Using the Sentence Frames

This resource contains sentence frame visuals and sentence frame sticky note printables for use with the Simplify Writing® program.

There is a color 8.5 x 11 version of the sentence frame. If you do not have colored ink, you can print these in black and white or on colorful paper instead. The 8.5 x 11 version can be displayed on the wall during your writing unit, or as a reference during your lessons and small group instruction.

There is also a sticky note sheet for each sentence frame that will help you quickly print out 4 sentence frames for your students who need additional support. **These are intended for sticky notes that are 3 x 5 in. size** to allow for more room for writing for younger students.

Use the sticky note template on page 6 as a guide to lay your sticky notes down on a piece of paper before printing copies of each sticky note template. If you do not have access to sticky notes, just print these small sentence frames on standard paper and quickly cut out the squares using a paper cutter. You can pass out the small squares to each student instead.

Your students can write directly on these sentence frames, or they can transfer them over to their writing paper/notebook before completing the sentence frame. They can glue these small sentence frames into their writing notebooks/folders or recycle them when they are done.

The sentence frames in this resource can be used with any unit in the program since they are editable. If you cannot find a sentence frame in this resource that meets your needs, simply replace the text in the sentence frame with the text that matches what you are working on with your students. This resource is made editable so you can adjust the template to best fit the needs of your students and change the rigor if needed. The sentence frames provided are a great starting point for your writing instruction.

easy-to-print  
3 x 5 sticky note  
version

fully editable to  
meet your  
needs

writing lines for  
younger  
learners






large version to  
display on walls

each genre has  
its own color



## Sticky Note Template

Place a sticky note over each box and then use this template to print your sticky note sentence frames.



Sample

One fact is

Handwriting practice lines consisting of a solid top line, a dashed middle line, and a solid bottom line.

One fact is

Handwriting practice lines consisting of a solid top line, a dashed middle line, and a solid bottom line.

One fact is

Handwriting practice lines consisting of a solid top line, a dashed middle line, and a solid bottom line.

One fact is

Handwriting practice lines consisting of a solid top line, a dashed middle line, and a solid bottom line.

Sample

Did you know that

Did you know that

Did you know that

Did you know that

The author says

Handwriting practice lines consisting of a solid top line, a dashed middle line, and a solid bottom line.

The author says

Handwriting practice lines consisting of a solid top line, a dashed middle line, and a solid bottom line.

The author says

Handwriting practice lines consisting of a solid top line, a dashed middle line, and a solid bottom line.

The author says

Handwriting practice lines consisting of a solid top line, a dashed middle line, and a solid bottom line.

Sample

For example

Handwriting practice lines consisting of a solid top line, a dashed middle line, and a solid bottom line.

For example

Handwriting practice lines consisting of a solid top line, a dashed middle line, and a solid bottom line.

For example

Handwriting practice lines consisting of a solid top line, a dashed middle line, and a solid bottom line.

For example

Handwriting practice lines consisting of a solid top line, a dashed middle line, and a solid bottom line.

Sample

One fact is

Handwriting practice lines consisting of a solid top line, a dashed middle line, and a solid bottom line. The lines are intended for writing a fact.

Sample

The author says

Handwriting practice lines consisting of a solid top line, a dashed middle line, and a solid bottom line. The lines are repeated twice.

Sample

Did you know that

Sample

For example

Sample

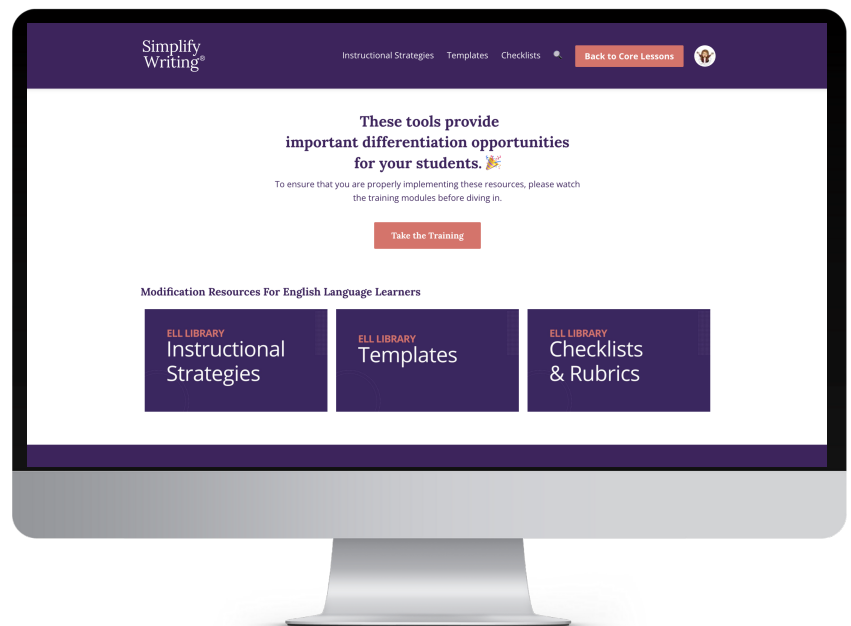
Type here...

Sample

# 3-8 Sentence Frames

Resource	Page Number
Using the Sentence Frames	5
Sticky Note Template	6
Narrative Writing Sentence Frames	7-16
Explanatory Writing Sentence Frames	17-22
Opinion Writing Sentence Frames	23-30
Argumentative Writing Sentence Frames	31-48
Informational Writing Sentence Frames	49-56
Letter Writing Sentence Frames	57-64
General Writing Sentence Frames	65-80
Blank Templates	81-85

Watch the video  
on your dashboard  
that accompanies  
this resource.

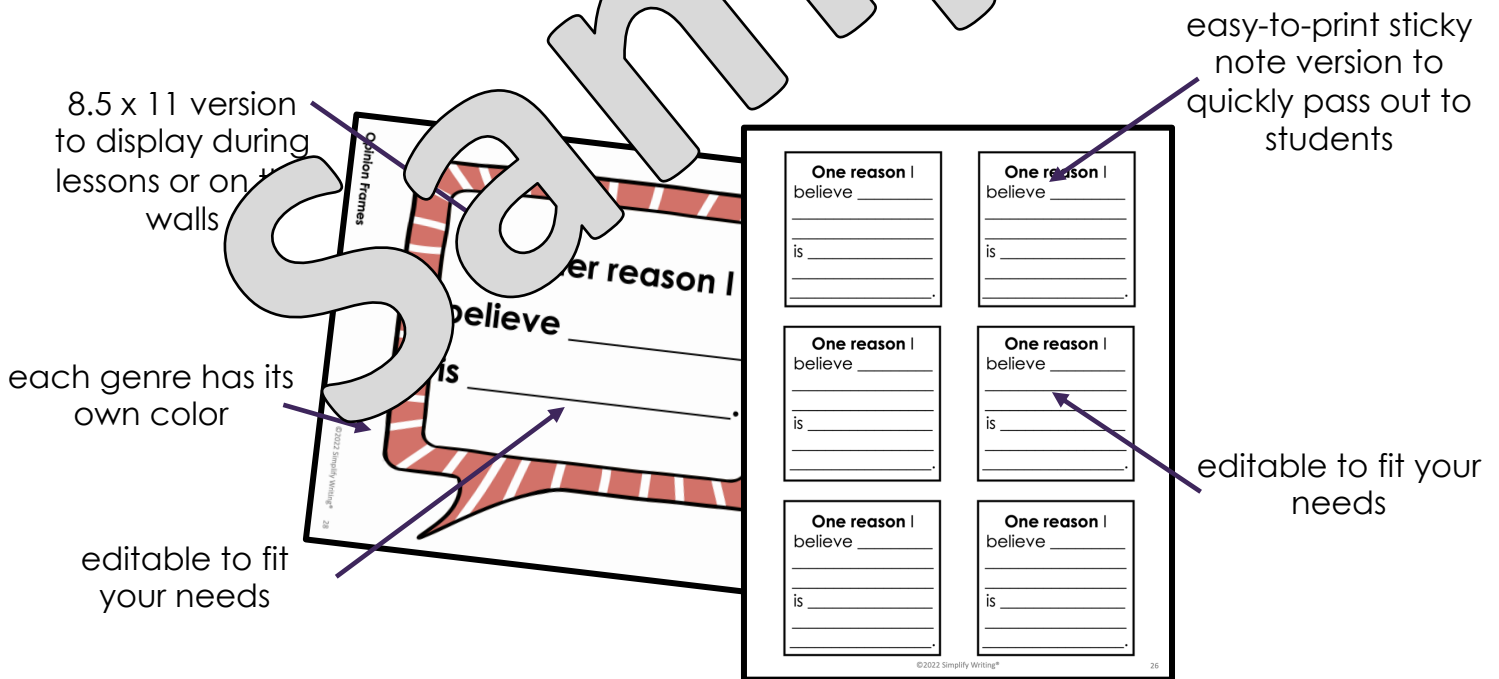


# Using This Resource

This resource contains sentence frame visuals and sentence frame sticky note printables for use with the Simplify Writing® program.


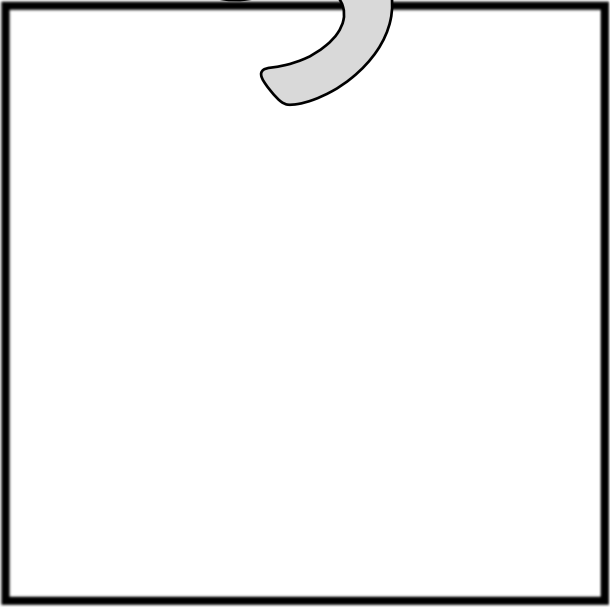


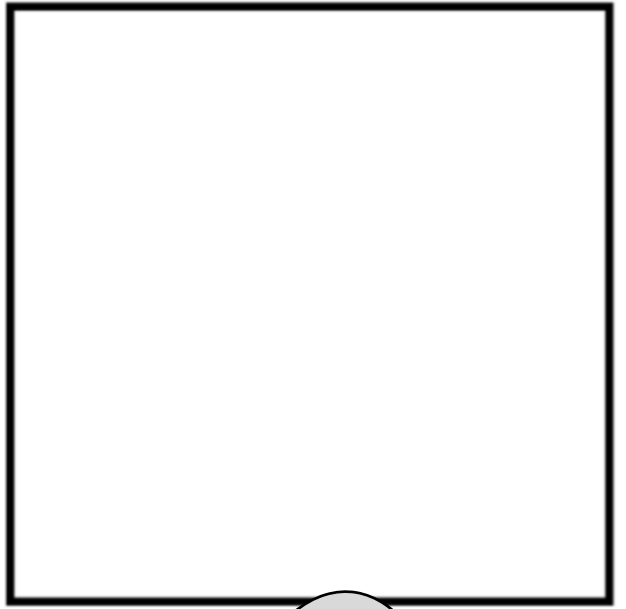

There is a color 8.5 x 11 version of each sentence frame. If colored ink is not available, print in black and white on colorful paper instead. The 8.5 x 11 version can be displayed on the wall during a writing unit or used as a reference during mini-lessons and small group instruction.

There is also a sticky note sheet for each sentence frame that will allow for quick printing of a set of 6 sentence frames for students who need additional support. Use the sticky note template on page 6 as a guide. Lay sticky notes down on the paper before printing copies of each sticky note template. If you do not have access to sticky notes, print these small sentence frame copies on standard paper and cut out the squares using a paper cutter. Students can write directly onto these sentence frames, or they can transfer their writing to their writing paper/notebook before completing the sentence frame. They can glue these small sentence frame copies into their writing notebooks/folders or recycle them when they're done.



# **Sticky Note Template**

Place a sticky note over each box and then use this sheet to print your sticky note sentence frames.



Sample

Specifically,

---

---

---

---

---

---

---

Specifically,

---

---

---

---

---

---

---

Specifically,

---

---

---

---

---

---

---

Specifically,

---

---

---

---

---

---

---

Specifically,

---

---

---

---

---

---

---

Specifically,

---

---

---

---

---

---

---

Sample

Another way to

\_\_\_\_\_ is

Another way to

\_\_\_\_\_ is

Another way to

\_\_\_\_\_ is

Another way to

\_\_\_\_\_ is

Another way to

\_\_\_\_\_ is

Another way to

\_\_\_\_\_ is

Sample

In addition to

---

---

---

---

---

---

---

---

In addition to

---

---

---

---

---

---

---

---

In addition to

---

---

---

---

---

---

---

---

In addition to

---

---

---

---

---

---

---

---

In addition to

---

---

---

---

---

---

---

---

In addition to

---

---

---

---

---

---

---

---

Sample

Type here...

Type here...

Type here...

Type here...

Type here...

Type here...

Sample

