

# CT2V Rulebook



[www.CT2V.com](http://www.CT2V.com)

Achievable Affordable Family Oriented

7th Edition 2024 Competition Season

---

This rulebook belongs to

---

CT2V Membership

## **Country Tough Trail Versatility (CT2V) Rulebook**

Co-Founders/Presidents  
Von Holten Ranch, LLC  
David & Brandy Von Holten  
CEO: Brandy Von Holten

## **2024 Competition Season National Advisory Board Members**

Brandy Von Holten  
David Von Holten  
Bill Hachmeister  
Taressa Rankin  
Lauren McCain  
Schellie Blochberger  
Megan White  
Shayla Shipley

## **Country Tough Trail Versatility**

30455 Pacific School Road  
Mora, MO 65345  
(660)668-0880  
contact@ct2v.com  
www.CT2V.com  
FB: Country Tough Trail  
Versatility

## **History and Philosophy**

Country Tough Trail Versatility was created by David and Brandy Von Holten, owners and operators of Von Holten Ranch, LLC.

Von Holten Ranch (VHR) is a trail riding facility that is located in central Missouri.

VHR is proud to be built on a treasured century farm since 1906. David is the 4th generation to own the family farm. When the gates to VHR opened to the public in 2014, David and Brandy hosted events for a wide variety of associations. David and Brandy come from extremely vast backgrounds and understand the importance of being well rounded. They realized that a competition was needed to embrace the importance of a solid trail horse. CT2V is designed to increase safety while developing a family atmosphere revolving around trail riding. There are three main elements of the CT2V competition: trail, ranch horsemanship, and obstacles. An In Hand option was added to help growth of CT2V. The ranch horsemanship is designed to help guide riders through an increase in skill sets/maneuvers as they progress in the organization. The obstacles are designed to test the relationship between the equine and rider with the use of practical and useful obstacles. The trail is to be actual trail without any outside obstacles being used. A solid trail horse must embody the skills used to navigate through any situation and have a trusting relationship; both of which will be tested in CT2V. Country Tough Trail Versatility is designed to create a platform for the trail horse to join the ranks of other disciplines, and not be “just a trail horse”.

## **Table of Contents**

3: Owner/Presidents, 2023 National Advisory Board, Contact Information

4: History and Philosophy

6: Competition Season, Types of Competitions, How to Qualify for Nationals

7: Membership, Code of Conduct

8: Chain of Command, Dress Code

9: Tack and Equipment

10: Equine Welfare and Lameness, Rule Changes

11-15: Competition Divisions and Guidelines

16-18: Judging

19: Opportunity Classes

20-22: Competitive Classes

23: Ranch Horsemanship Pattern Table

24-31: Ranch Horsemanship Patterns

32: Become a CT2V Host

33: The DASH

34: If you like CT2V....

35: 2024 Competition Dates at VHR

## **Competition Season**

Begins the day after the National Championship and ends the last day of the National Championship. No CT2V events may be hosted during the 14-day period prior to the National Championship.

### **Types of Competitions**

1. Local Competitions and/or Series: Must be 150 miles from a different host if events are on the same day. Original host may make exceptions.
2. State Championship: If there are no other hosts, then your competition/series may become the state championship. If other hosts join CT2V, the original host will be able to retain the State Championship, but will no longer be able to make it a series but rather a single competition weekend.
3. National Championship: Will be hosted by Von Holten Ranch, LLC.

### **Qualifying for the National Championship**

- Equine and rider pairs must compete in one Country Tough Trail Versatility sanctioned event in the same competition season as the National Championship.
- Each equine may only compete with one rider. Exceptions to this rule apply to the Buckaroo and Schooling Class Division. (see Equine Guidelines)
- A competitor can “buy in” and attend the National Championship if there is not a qualifying competition within 150 miles of their residence. Buy in fee is \$150, plus membership, plus entry.
- Qualified equine that become injured may be replaced with a new membership and a \$50 buy in fee. Written vet statement required or visible by host.

© Country Tough Est. 2018

## **Membership**

Membership in the Country Tough Trail Versatility is a privilege not a right.

- There is a \$20 membership fee. You will receive a membership card, decal, and a printed copy of the latest rule book.

The membership is valid from the day after the previous year’s national championship, through the conclusion of the current season’s national championship. A current membership is required to compete in any CT2V event.

### **Code of Conduct**

CT2V is a family oriented organization.

- Absolutely no illegal drugs are permitted.
- Competitors are not allowed to consume alcohol during or before the competition.
- Smoking on the trails is 100% not permitted.
- Competitors are to be respectful and positive towards other competitors, staff, hosts, judges, and especially volunteers.
- Please remember that any equine event is a glimpse into the “way of the cowboy”, where trust, loyalty, honor, and a hand shake meant something. Honor those traditions put into place by our cowboy ancestors.

© Country Tough Est. 2018



## **Chain of Command**

Since the CT2V headquarters is in Missouri, please try to solve all problems on a local level first.

- No competitor can directly address a judge about a score. All concerns must go to the host. The judges decision is final.
- Any issues with the competition must first go to the host. The host determines whether to engage the judge or not.

## **Dress Code**

- All competitors under 18 must wear a helmet. Minors without helmets will not be allowed to begin competition.
- All competitors must wear a cowboy hat or a helmet.
- All competitors may wear either a collared long sleeve button up shirt, a collared short or long sleeve polo, or a collared short sleeve button up shirt. Shirts may zip or button. Shirts are to be tucked in before the competitor begins competition. At the National Championship, only collared long sleeve button up shirts or a long sleeve polo style will be permitted.
- All Western competitors are to wear jeans and boots, including lace up riding boots. Chaps, chinks, and half chaps are acceptable.
- All English competitors are to wear breeches and boots.

© Country Tough Est. 2018

- If a competitor chooses to ride an English saddle, they may wear a collared polo or a traditional shirt and jacket. At the National Championship, only a traditional shirt. (jacket is optional)
- Competitors, judges, and all support staff can wear any additional clothing during inclement weather.
- Judges are to adhere to the same dress code as competitors. The cowboy hat is preferred but is optional for the judge.
- There are no parameters on clothing for support staff.
- Any dress code rules not adhered to will result in a 2-point deduction in horsemanship.
- Hybrid saddle riders may choose to wear Western or English attire.

## **Tack and Equipment**

- No running martingales, tie downs, or cavessons are allowed. Cavessons are allowed if rider is using English tack.
- No gag bits or mechanical hackamores are allowed. Curbs must be flat chain or flat leather.
- Crop, whip, over & under is permitted if done with slight contact. Anything deemed as more than light contact will warrant a disqualification.

© Country Tough Est. 2018 **Page 9**

## **Equine Welfare and Lameness**

The judge or host can check equine for evidence of harshness. If either the judge or the host conclude that there was harshness, the rider will not be permitted to compete that day, nor keep the points for the competition when harshness occurred.

If the equine is not serviceably sound, then the horse will be considered lame. Lame equine are not allowed to compete.

## **Rule Changes**

Any rule changes for the following year will be announced at the National Championship or before January 1st and will be put into action the day after the National Championship. If you have a proposal for a rule change, please submit it in writing to CT2V no later than September 1st. Email changes to [contact@ct2v.com](mailto:contact@ct2v.com)

## **Competition Divisions and Guidelines**

### **Key Points**

- Stallions not allowed in Wrangler, Buckaroo, Youth, or ridden by a youth in a different division.
- Monies earned in competition does not constitute a professional rider.
- If you are competing in Wrangler, Maverick, Bronc Buster, or Trail Boss (classes based on rider's skill) with multiple equine, a rider must choose one division.
- No verbal coaching unless the rider has lost control.

### **Equine Guidelines**

- The equine can only be shown once in each of the following per competition: Youth, Green Horn, Trail Blazer, Wrangler, Maverick, Bronc Buster, Trail Boss, Futurity, Foundations I, and Foundations II.
- The same equine can be shown in the Schooling Division in addition to any other regular division. The Schooling division will follow the regular divisions and can be entered multiple times.
- Any equine can also be used for the Buckaroo Division, which will also follow the regular divisions. The same equine can be entered by multiple riders in the Buckaroo Division.
- An equine can only be competed with by a maximum of SIX rider combinations.

- A rider may show multiple equine, but may only show in one division based upon rider ability. The rider can show in the Green Horn or Futurity, as long as the equine is not shown in another division, other than Foundations I or II and Buckaroo.

### **Buckaroo (8 & under lead line, or any age special needs)**

The Buckaroo divisions is a lead line division intended to include the younger family members in the excitement of competing. The Buckaroo Division will only compete on the Obstacle Course and may use an equine that is competing with another rider. Age is determined as of January 1st. Buckaroo is also open to any age special needs rider. Every entry will receive a ribbon and/or prize. A buckaroo will do any six of the ten obstacles. If they do more, the first six will be judged.

*Different Abilities will go before Buckaroo.*

### **Youth (15 & under)**

A youth can earn money and ride in the youth division, until they are no longer eligible due to their age. At that time, if they choose to no longer earn money in the equine industry as a trainer, the rider is then eligible to ride in the appropriate division based on their riding ability. Youth can choose to compete in a division other than youth, but not with the same equine. Age determined as of Jan.1st.

### **Futurity (Equine 3-5 year old)**

Open to any level of rider. Equine must be 3-5 years of age. Equine must be shown in a snaffle or a bosal. Equine can only be shown two years total in Futurity/Green Horn combined or other divisions (Foundations does not count towards two year count). Age determined by registration papers. Coggins test used if no registration papers available or grade.

### **Green Horn (inexperienced horse, no professional riders)**

Any age equine that has competed in 10 or less competitions in any discipline (fun shows, 4H, obstacles, breed shows, etc). This division is not open to professional riders. Any equine/rider pair may only compete in this division up to 2 years. If Green Horn competitor wins a competition series OR place 1st or 2nd at the National Championship, the equine must move up the following competition season.

### **Trail Blazer (Rider 60+)**

Open to any level of rider. Age determined as of January 1st. Can show other equine in a different division. A Trail Blazer can choose to compete in a different division.

**Wrangler (novice rider)**

A person shall be considered a novice or beginner if they have limited experience with equine. They have possibly taken a few lessons. A novice rider may or may not be able to post a trot, but they can trot without bouncing. A Wrangler rider cannot be a judge in any other equine competitive association.

**Maverick (intermediate rider)**

A rider that still may lack some horsemanship skills, but they are not a beginner/novice. A Maverick rider can comfortably transition between gaits. Cantering may or may not be a skill that is comfortable for them, but they are able to do it with the basic understanding of leads. A Maverick has not directly or indirectly earned money for training equine or lessons in the last 5 years.

**Bronc Buster (advancing intermediate rider)**

A rider too advanced for the Maverick Division, but does not desire to ride in the Trail Boss Division. A Bronc Buster has not directly or indirectly earned money for training equine or lessons in the last 5 years.

**Trail Boss (advanced or professional rider)**

Open to anyone of any age. Earns money teaching lessons or training equine.

**Schooling Class (training division)**

Open to any rider at any level. This division is designed to help train your equine or to try the competition. You will receive judge's feedback, but will not be eligible for prizes. Competitor can do Schooling in conjunction with Foundations 2.

**Advancing to the next division based upon rider skill level:**

- Division eligibility is up to the host. This is prior to someone competing at the National Championship. After someone has competed in the National Championship, then their placement will be used to indicate the competitor's appropriate division.
- National Championship placement: If there are 6 entries, the first-place person must move up, unless specified per division.
- CT2V CEO or Advisory Board: The right is reserved to place competitors into appropriate divisions at the end of the competition season regardless of placing.
- Please do not ride in a lower class when you are more advanced. It is not good for the association. Please push yourself.

## Judging Key Points

- Absolutely no video reviews will be considered.
- Judges may not judge close family members.
- Judges are not allowed to compete in Buckaroo, Youth, Wrangler, or Maverick.
- Judges are to be respected. A judge's word is final.
- If there is a concern, address the concern with the host in a private manner first.

In the social media world that we live in, please refrain from public questioning. If you do reach out to a judge, please do not argue with the judge and only reach out in private manner such as an email or private message. Only accept what they say and politely say thank you. Please remember that after the competition, the judge is on their personal time.

## Scoring Range

Every obstacle or maneuver will be judged on a 10-point scale. A score of 5 is average. Scores will be awarded in ¼ point increments.

9-10 Excellent

7-8 Great

6 Above Average

**5 Average**

4 Close to Average

2-3 Major Faults

1 Attempt

0 Left maneuver out, was not able to start

© Country Tough Est. 2018

## Scoring

Riders will be scored on their approach, the obstacle/maneuver, and their departure.

## Additional Scoring Information

The equine and rider will be scored separately in the trail competition. There will not be an overall horsemanship for the trail division. Ranch horsemanship and obstacles will have an overall horsemanship score in addition to the individual maneuver or obstacle score.

## Tie Breakers

Each class will have the maneuvers and overall horsemanship assigned a tie breaking order before the competition starts. This ranking system will be assigned by the judge. In the overall versatility placing, any ties will be decided by trail, ranch horsemanship, and then by the obstacle scores. If there are ties that remain, a coin will be tossed in front of the competitors by the judge or host.

## Losing Control of Equine

If a rider loses control of their equine during the competition and the equine is loose, the rider has one minute to regain control of their equine. If after one minute, control of the equine has not been regained, the rider will leave the course and will only receive credit for maneuvers/obstacles already completed. If someone else aides the rider and places a hand on the equine to assist, the rider will not be able to continue but will

© Country Tough Est. 2018



receive points already earned. This shall include falling off, loose horse from any unmounted obstacle or a fall of equine and rider.

### **Disqualifications**

No equine will be disqualified except for illegal equipment, obvious lameness, inhumane treatment, or misconduct from the rider. A disqualification will result in 0 points for that round of competition. CT2V is a positive environment and reward for what we see right instead of punishing when things go wrong.

### **How to Become a Judge**

You will need to fill out the “Judge Application” and return to CT2V. The judge will need to understand the rules of CT2V. CT2V Co-President Brandy Von Holten or a board member that is also a CT2V judge will conduct a verbal interview. CT2V would like for each judge to have at least one other judge’s certification, but it is not mandatory. If you are new to judging, it is highly recommended that you scribe or shadow a CT2V judge before becoming a certified judge. Being a judge is an honor, not a right. CT2V reserves the right to revoke a judge’s certification if deemed necessary to ensure a fair and high-quality association.

### **Opportunity Classes**

Open to allow the host to add creativity to their event. The board will gladly help a host establish criteria for an additional class. The Opportunity Classes will not go towards the versatility placings.

### **Current Opportunity Classes**

**Foundations I:** An in-hand class for equine that are not being shown in any class other than Buckaroo. This class is designed to use the obstacles from the Obstacles Class but be modified for an in-hand competitor.

**Foundations II:** An in-hand class for equine that are being shown in another class other than Buckaroo. This class is designed to use the obstacles from the Obstacles Class but be modified for an in-hand competitor.

### **Different Abilities: Assisted**

(coaching allowed)

Any age special needs competitor that can compete with assistance in two classes for a versatility placement: Ranch Horsemanship and Obstacles. The Ranch Horsemanship pattern will always be Modified Ranch Horsemanship 1 (MRH1).

### **Different Abilities: Unassisted**

(coaching allowed)

Any age special needs competitor that can compete without assistance in two classes for a versatility placement: Ranch Horsemanship and Obstacles. The Ranch Horsemanship pattern will always be Modified Ranch Horsemanship 1 (MRH1).

## **Competitive Classes**

### **Trail**

- Trail course is to include a minimum of 2 miles of actual natural terrain trail.
- Trail competition will consist of 6-10 natural terrain maneuvers.
- As an example, the trail competition may include maneuvers such as backing, side passing, halting, inclines, declines, gait changes, log crossing, water crossing and traveling through natural trail.
- All Youth competitors must be accompanied by an adult.
- When trail is not able to be on the trail, an alt. trail will be set up an arena or field with ind. maneuvers and groups.

### **Key Points**

- No jumps will be higher than 22 inches.
- No equine will be required to swim.
- A mounting block will be present if an obstacle requires mounting or dismounting. Note: host is reserved the right to have you mount or dismount on natural features i.e. stump, rock, log.
- If the competitor chooses to pony a second entry, 1 minute is given to dismount and mount. Second equine must have their own tack to ensure time efficiency. Competitors are allowed to have a different rider pony or ride their other equine.
- A host is required to have a mounted block at each obstacle on the trail.

### **Obstacles**

- The obstacles are to be practical and “a return to the cowboy”. The obstacles should be something you would see in a real-life situation or a simulation that mimics real life.
- It is important that as time passes, the obstacle difficulty does not increase each year. This creates unrealistic expectations for future competitors.
- Coaching is allowed during walk-throughs for all divisions.

### **Prohibited Obstacles**

- Plastic swimming pools, unless used as a drag.
- Air Waves
- Jumps that are on fire
- PVC pipes on the ground
- Traveling through loose tires; side wall is acceptable
- Tarps on the ground
- Shooting, unless using a cap gun or water gun

### **Obstacle Competition Guidelines**

- Possible obstacles examples: backing, rope gates, gait transitions, roping, dragging, bridges, pick up feet, raincoat, mount with mounting block, mailbox
- If a competitor has an unscheduled dismount, they may continue. If they are not able to continue, the competitor will get credit for what they were able to complete. Rider has 1 minute to regain control.

- No jumps will be higher than 22”.
- No equine will be required to swim.
- If necessary, a mounting block will be present if an obstacle requires mounting or dismounting. Note: host is reserved the right to have you mount or dismount on natural features i.e. stump, rock, log.
- Drop-offs or banks will be a maximum height of 30”.
- No points for time will be awarded.
- Maximum amount of time is 7 minutes.

**Ranch Horsemanship**

CT2V has the honor of incorporating patterns with permission and encouragement from the Missouri Ranch Horse Association (MoRHA). It is the competitor’s responsibility to know each pattern assigned to their division prior to the competition. It is up to the host when they would like to announce which pattern is being used ranging from when the competition is developed to the morning of the event.

All Ranch Horsemanship patterns have adapted terms for gaited horses with the interchangeability of trot for slow gait and extended trot for extended gait.

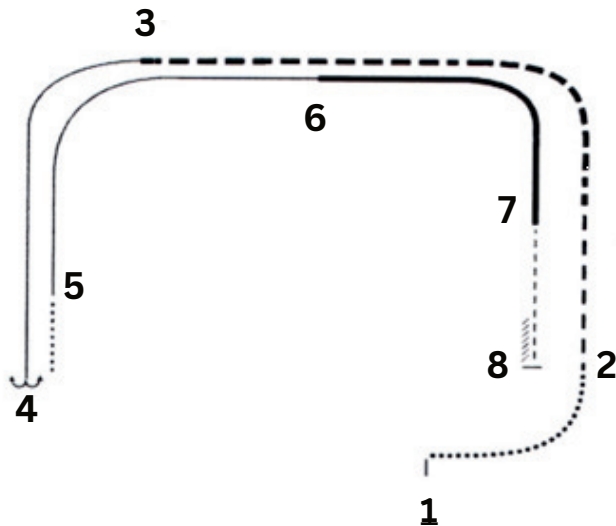
Cones will be placed at a few of the transition locations in the patterns.

Youth	RH1, RH2, RH3, RH4
Futurity	Modified
Green Horn	Modified
Trail Blazer	Modified
Wrangler	Modified
Maverick	RH1, RH2, RH3, RH4
Bronc Buster	RH1, RH2, RH3, RH4
Trail Boss	RH1, RH2, RH3, RH4
Schooling	Modified

**Cowboy Roulette**

This is an optional competition that is purely for fun. Half of the entry fee goes to the winner. One-fourth of the entry fee goes to a charity of the winner’s choice. The host will mail the donation directly to the charity. One-fourth is retained by the host. Competitors are not allowed to know what they are signing up for until it is time to compete. Absolutely no late entries. This can be any competition that stays in line with the CT2V guidelines. All events/task will be timed to remove subjective judging.

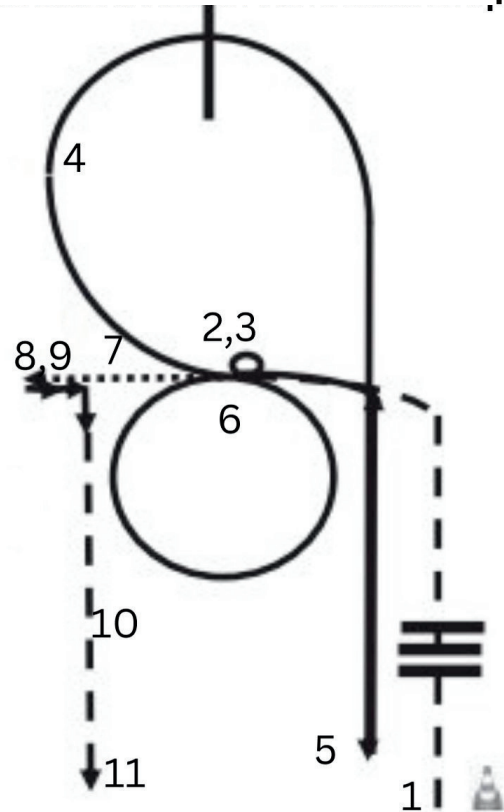
## Modified Ranch Horsemanship 1



1. Walk
2. Trot/Slow Gait
3. Extended Trot/Extended Gait
4. Halt/Stop, Reverse either direction, Walk
5. Trot/Slow Gait
6. Extended Trot/Extended Gait
7. Walk
8. Halt/Stop, Back 6 Steps

*Cones at all transitions.*

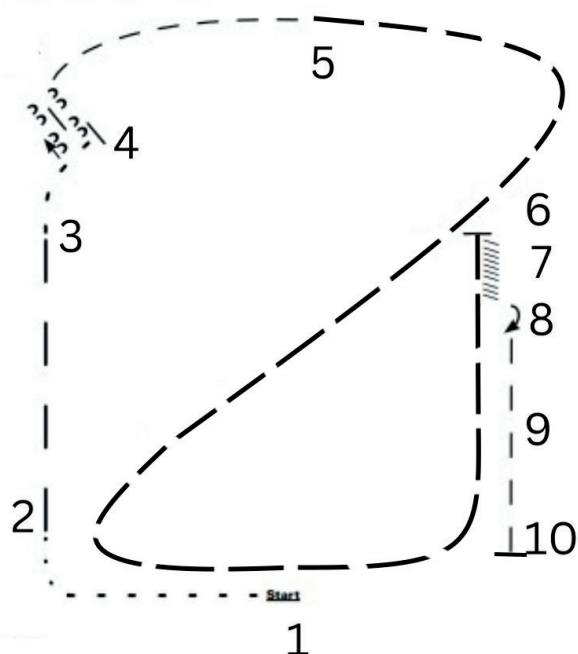
## Modified Ranch Horsemanship 2



1. **Trot/Slow Gait**
2. **Stop**
3. **One Spin Right**
4. **Extended Trot/Fast Gait**
5. **Left Roll Back, Ext Trot/Fast Gait**
6. **Trot/Slow Gait**
7. **Walk**
8. **Stop**
9. **Back 8-10 Feet**
10. **Turn to Left, Trot/Slow Gait**
11. **Stop**

*Cones at bolded transitions.*

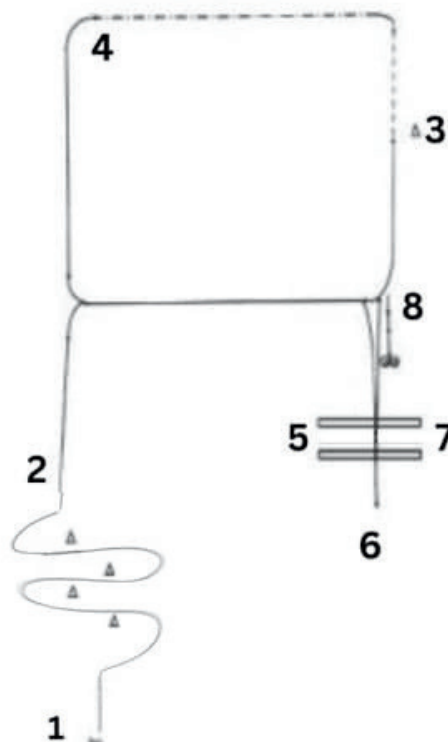
## Modified Ranch Horsemanship 3



1. **Walk**
2. **Extended Trot/Fast Gait**
3. **Walk**
4. Stop, Side Pass Log Left, Walk
5. **Extended Trot/Fast Gait**
6. **Stop**
7. Back 6 Steps
8. 180 Turn to Right
9. Trot/Slow Gait
10. **Stop**

*Cones at bolded transitions.*

## Modified Ranch Horsemanship 4

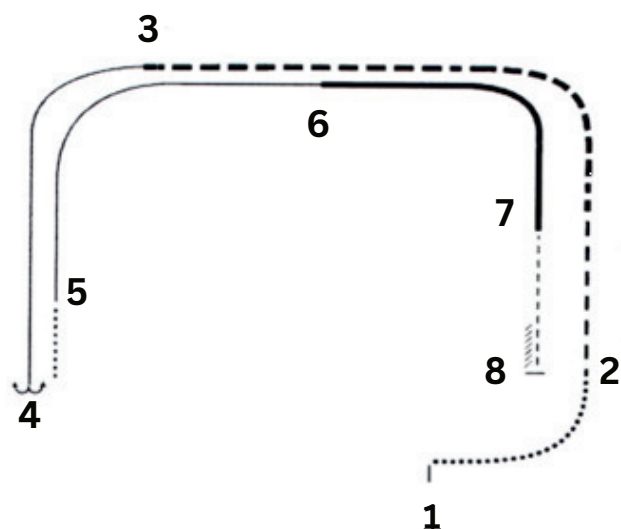


1. **Walk Serpentine**
2. **Trot/Slow Gait**
3. **Walk**
4. **Extended Trot/Fast Gait**
5. Ext Trot/Fast Gait over Timbers
6. **Stop, Turn on Haunches to Left**
7. Walk over Timbers
8. **Halt/Stop, Back 6 Steps**

*Cones at bolded transitions.*



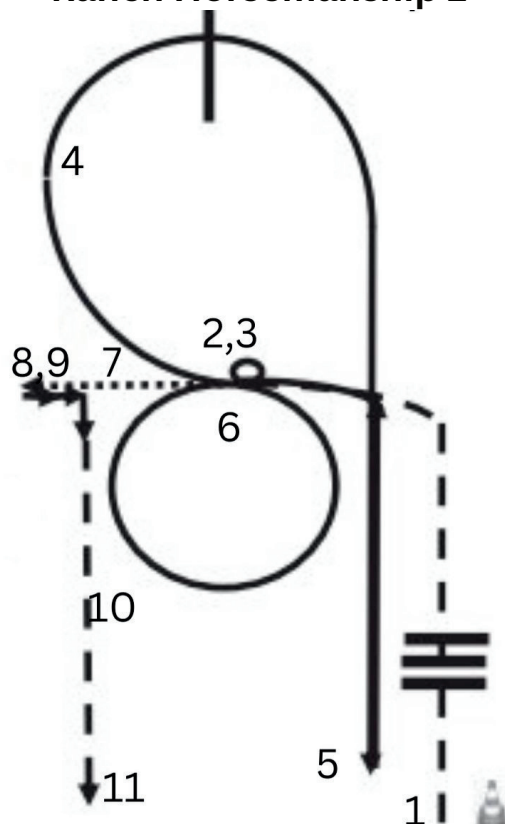
## Ranch Horsemanship 1



1. Walk
2. Trot/Slow Gait
3. Extended Trot/Extended Gait
4. Halt/Stop, Reverse either direction, Walk
5. Lope
6. Extended Trot/Extended Gait
7. Walk
8. Halt/Stop, Back 6 Steps

*Cones at all transitions.*

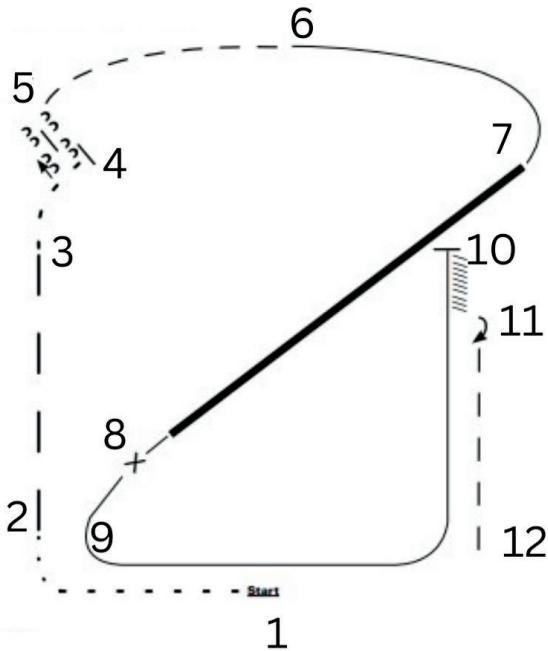
## Ranch Horsemanship 2



1. **Trot/Slow Gait**
2. **Stop**
3. One Spin Right
4. Right Lead Lope
5. Left Roll Back, Left Lope
6. Left Lead Slow Lope
7. Walk
8. **Stop**
9. Back 8-10 Feet
10. Turn to Left, Trot/Slow Gait
11. **Stop**

*Cones at **bolded** transitions.*

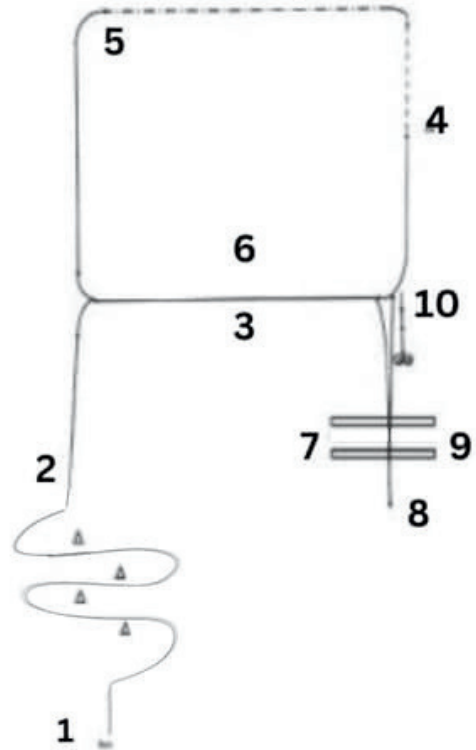
## Ranch Horsemanship 3



1. **Walk**
2. **Extended Trot/Fast Gait**
3. **Walk**
4. Stop, Side Pass Log Left
5. Trot/Slow Gait
6. **Right Lead Lope**
7. Extended Lope
8. Lope, Change Leads (simple or flying)
9. Left Lead Lope
10. **Stop, Back 6 Steps**
11. 180 Degree Turn to Right, Trot/Slow Gait
12. **Stop**

***Cones at bolded transitions.***

## Ranch Horsemanship 4



1. **Trot Serpentine**
2. **Right Lead Lope**
3. Lead Change, Left Lead Lope
4. **Trot/Slow Gait**
5. **Left Lead Lope**
6. Lead Change, Right Lead Lope
7. Lope over Timbers
8. **Stop, Rollback Left**
9. Trot/Slow Gait over Timbers
10. **Halt/Stop, Back 6 Steps**

***Cones at bolded transitions.***

## Become a CT2V Host


Email [contact@ct2v.com](mailto:contact@ct2v.com)

### Reasons to host CT2V

- Versatility is healthy for both the rider and the equine.
- Open show for all equine.
- Opportunity classes can be tailored to your clientele.
- Affordable prices for competitors and high percentage of income to host.
- Supportive and positive environment.
- Easy set up with support from CT2V Headquarters.

## The Dash

**CT2V is all about YOU and YOUR equine improving. It does not matter when you were born or when you expire, it is ALL about the dash (1979-2070). You are NEVER too young and you are NEVER too old to improve. That's the same way for your equine. So what if they are 14 years old and never competed! They can always improve. It's not over until it's over. We hope CT2V is part of your dash.**



If you like CT2V.....



**Von Holten Ranch**

[www.vonholtenranch.com](http://www.vonholtenranch.com)

*In addition to CT2V and being a camping facility:  
Home of the all-inclusive women's only vacation,  
Chix in the Sticks and Mounted Archery.*

**Building with David**

[www.buildingwithdavid.com](http://www.buildingwithdavid.com)

*At-home wood shop with USA made materials. Comes with curriculum and video instruction.*

*\*Sawmill, kiln, and CNC. Custom furnitures.*



*Country Tough*

**HOMESTEADING**

**Country Tough Homesteading**

[www.countrytoughhomesteading.com](http://www.countrytoughhomesteading.com)

*Working ranch demonstrating homesteading practices and educating all levels of homesteading.*



*Brandy Von Holten*  
**COUNTRY TOUGH**

**HorsemanSHIP with Brandy, LLC**

[www.horsemanSHIPwithbrandy.com](http://www.horsemanSHIPwithbrandy.com)

*Complete Online HorsemanSHIP Courses for the  
Novice Horse Enthusiast and Rider*

**Brandy Von Holten, LLC**

[www.brandyvonholten.com](http://www.brandyvonholten.com)

*Business Coach, Goal Setting Expert, Author,  
Speaker, and Podcast Host*

## 2024 CT2V Dates

**CT2V Rulebook (classroom)**

**January 13 (9am-12pm)**

**CT2V Clinic**

**March 30 (9am-4pm)**

**April 13 (9am-4pm)**

**More dates TBA**

**CT2V Pre-Competition Clinics**

**(12p-2p & 2:15p-4:15p)**

**April 26**

**May 17**

**June 14**

**July 12**

**September 19**

**CT2V Buckle Series (Best 3 out of 4)**

**April 27-28**

**May 18-19**

**June 15-16**

**July 13-14**

**7th Annual CT2V National Championship**

**September 20-22**

*Starts at Noon on the 20th*



A photograph of a dirt path winding through a forest. The path is covered in fallen leaves and small branches. The trees are mostly bare, with some green foliage visible in the background. The overall scene is a natural, wooded area.

# CT2V

[www.CT2V.com](http://www.CT2V.com)

Achievable Affordable Family Oriented

7th Edition 2024 Competition Season