


STEP 3 - DOMINANT 7TH CHORDS ROOT POSITION PRACTICE

PRACTICE ALL THE ROOT POSITION DOMINANT 7TH CHORDS WITH THE EXERCISE BELOW


#1 - RH ALONE

C⁷ F⁷ B^{b7} E^{b7} A^{b7} D^{b7} G^{b7} B⁷ E⁷ A⁷ D⁷ G⁷



#2 - LH ALONE


C⁷ F⁷ B^{b7} E^{b7} A^{b7} D^{b7} G^{b7} B⁷ E⁷ A⁷ D⁷ G⁷



7

#3 - HANDS TOGETHER


C⁷ F⁷ B^{b7} E^{b7} A^{b7} D^{b7} G^{b7} B⁷ E⁷ A⁷ D⁷ G⁷



13

#4 - LH BASS NOTES, RH CHORDS

C⁷ F⁷ B^{b7} E^{b7} A^{b7} D^{b7} G^{b7} B⁷ E⁷ A⁷ D⁷ G⁷



19

#5 - LH BASS NOTE, THEN HANDS TOGETHER

C⁷ F⁷ B^{b7} E^{b7} A^{b7} D^{b7} G^{b7}

25

B⁷ E⁷ A⁷ D⁷ G⁷

32

STEP 3 - MAJOR 7TH CHORDS ROOT POSITION PRACTICE

PRACTICE ALL ROOT POSITION MAJOR 7TH CHORDS WITH THE EXERCISE BELOW


#1 RH CHORDS

C^{MAJ7} F^{MAJ7} B^bMAJ⁷ E^bMAJ⁷ A^bMAJ⁷ D^bMAJ⁷ G^bMAJ⁷ B^{MAJ7} E^{MAJ7} A^{MAJ7} D^{MAJ7} G^{MAJ7}



#2 LH CHORDS


C^{MAJ7} F^{MAJ7} B^bMAJ⁷ E^bMAJ⁷ A^bMAJ⁷ D^bMAJ⁷ G^bMAJ⁷ B^{MAJ7} E^{MAJ7} A^{MAJ7} D^{MAJ7} G^{MAJ7}



7

#3 HANDS TOGETHER

C^{MAJ7} F^{MAJ7} B^bMAJ⁷ E^bMAJ⁷ A^bMAJ⁷ D^bMAJ⁷ G^bMAJ⁷ B^{MAJ7} E^{MAJ7} A^{MAJ7} D^{MAJ7} G^{MAJ7}



13

#4 RH CHORDS, LH BASS NOTES

C^{MAJ7} F^{MAJ7} B^bMAJ⁷ E^bMAJ⁷ A^bMAJ⁷ D^bMAJ⁷ G^bMAJ⁷ B^{MAJ7} E^{MAJ7} A^{MAJ7} D^{MAJ7} G^{MAJ7}



19

#5 - LH BASS NOTE, THEN HANDS TOGETHER

C^{MAJ7} **F^{MAJ7}** **B^bMAJ7** **E^bMAJ7** **A^bMAJ7** **D^bMAJ7** **G^bMAJ7**

25

B^{MAJ7} **E^{MAJ7}** **A^{MAJ7}** **D^{MAJ7}** **G^{MAJ7}**

32

STEP 3 - MINOR 7TH CHORDS ROOT POSITION PRACTICE

PRACTICE ALL ROOT POSITION MINOR 7TH CHORDS WITH THE EXERCISE BELOW

#1 - RH ALONE

C-7 F-7 B^b-7 E^b-7 A^b-7 D^b-7 G^b-7 B-7 E-7 A-7 D-7 G-7

#2 - LH ALONE

C-7 F-7 B^b-7 E^b-7 A^b-7 D^b-7 G^b-7 B-7 E-7 A-7 D-7 G-7

7

#3 - HANDS TOGETHER

C-7 F-7 B^b-7 E^b-7 A^b-7 D^b-7 G^b-7 B-7 E-7 A-7 D-7 G-7

13

#4 - RH CHORDS, LH BASS NOTES

C-7 F-7 B^b-7 E^b-7 A^b-7 D^b-7 G^b-7 B-7 E-7 A-7 D-7 G-7

19

#5 - LH BASS NOTES, RH CHORDS

C-7 F-7 B^b-7 E^b-7 A^b-7 D^b-7

25

G^b-7 B-7 E-7 A-7 D-7 G-7

31

STEP 3 - MAJOR 6TH CHORDS ROOT POSITION PRACTICE

PRACTICE ALL ROOT POSITION MAJOR 6TH CHORDS WITH THE EXERCISE BELOW

#1 RH CHORDS

C⁶ F⁶ B^{b6} E^{b6} A^{b6} D^{b6} G^{b6} B⁶ E⁶ A⁶ D⁶ G⁶

#2 LH CHORDS

C⁶ F⁶ B^{b6} E^{b6} A^{b6} D^{b6} G^{b6} B⁶ E⁶ A⁶ D⁶ G⁶

7

#3 HANDS TOGETHER

C⁶ F⁶ B^{b6} E^{b6} A^{b6} D^{b6} G^{b6} B⁶ E⁶ A⁶ D⁶ G⁶

13

#4 RH CHORDS, LH BASS NOTES

C⁶ F⁶ B^{b6} E^{b6} A^{b6} D^{b6} G^{b6} B⁶ E⁶ A⁶ D⁶ G⁶

19

#5 - LH BASS NOTE, THEN HANDS TOGETHER

25

C⁶ F⁶ B^{b6} E^{b6} A^{b6} D^{b6}

31

G^{b6} B⁶ E⁶ A⁶ D⁶ G⁶

STEP 3 - MINOR 6TH CHORDS ROOT POSITION PRACTICE

PRACTICE ALL ROOT POSITION MINOR 6TH CHORDS WITH THE EXERCISE BELOW

#1 RH CHORDS

C^{MIN6}F^{MIN6} B^b^{MIN6}E^b^{MIN6} A^b^{MIN6}D^b^{MIN6} G^b^{MIN6} B^{MIN6} E^{MIN6} A^{MIN6} D^{MIN6}G^{MIN6}

#2 LH CHORDS

C^{MIN6}F^{MIN6} B^b^{MIN6}E^b^{MIN6} A^b^{MIN6} D^b^{MIN6} G^b^{MIN6} B^{MIN6} E^{MIN6} A^{MIN6} D^{MIN6}G^{MIN6}

7

#3 HANDS TOGETHER

C^{MIN6}F^{MIN6} B^b^{MIN6}E^b^{MIN6} A^b^{MIN6} D^b^{MIN6} G^b^{MIN6} B^{MIN6} E^{MIN6} A^{MIN6} D^{MIN6}G^{MIN6}

13

#4 RH CHORDS, LH BASS NOTES

C^{MIN6}F^{MIN6} B^b^{MIN6}E^b^{MIN6} A^b^{MIN6}D^b^{MIN6} G^b^{MIN6} B^{MIN6} E^{MIN6} A^{MIN6} D^{MIN6}G^{MIN6}

19

#5 - LH BASS NOTE, THEN HANDS TOGETHER

C^bMIN⁶ F^bMIN⁶ B^bMIN⁶ E^bMIN⁶ A^bMIN⁶ D^bMIN⁶

25

G^bMIN⁶ BMIN⁶ EMIN⁶ AMIN⁶ DMIN⁶ GMIN⁶

31