


STEP 2 - MAJOR TRIAD ROOT POSITION VOICE LEAD WORKBOOK


DRAW AND WRITE ALL THE NOTES TO VOICE LEAD FROM A MAJOR TRIAD ROOT POSITION THROUGH THE CIRCLE OF FOURTHS

C F B^b E^b A^b D^b



C E G C F A

G^b B E A D G




4

STEP 2 - MAJOR TRIAD 1ST INVERSION VOICE LEAD WORKBOOK


DRAW AND WRITE ALL THE NOTES TO VOICE LEAD FROM A MAJOR TRIAD 1ST INVERSION THROUGH THE CIRCLE OF FOURTHS

C F B^b E^b A^b D^b



EGC FAC

G^b B E A D G



4

STEP 2 - MAJOR TRIAD 2ND INVERSION VOICE LEAD WORKBOOK

DRAW AND WRITE ALL THE NOTES TO VOICE LEAD FROM A MAJOR TRIAD 2ND INVERSION THROUGH THE CIRCLE OF FOURTHS

C F B^b E^b A^b D^b

G C E A C F


G^b B E A D G

4

STEP 2 - MINOR TRIAD ROOT POSITION VOICE LEAD WORKBOOK


DRAW AND WRITE ALL THE NOTES TO VOICE LEAD FROM A MINOR TRIAD ROOT POSITION THROUGH THE CIRCLE OF FOURTHS

C- F- B^b- E^b- A^b- D^b-



C E^b G C F A^b

G^b- B- E- A- D- G-



4



PART 2 - MINOR TRIAD 1ST INVERSION VOICE LEAD WORKBOOK

DRAW AND WRITE ALL THE NOTES TO VOICE LEAD FROM A MINOR TRIAD 1ST INVERSION THROUGH THE CIRCLE OF FOURTHS

C- F- B^b- E^b- A^b- D^b-

E^b G C F A^b C


G^b- B- E- A- D- G-

4

STEP 2 - MINOR TRIAD 2ND INVERSION VOICE LEAD WORKBOOK


DRAW AND WRITE ALL THE NOTES TO VOICE LEAD FROM A MINOR TRIAD 2ND INVERSION THROUGH THE CIRCLE OF FOURTHS

C- F- B^b- E^b- A^b- D^b-



G C E^b A^b C F

G^b- B- E- A- D- G-



4