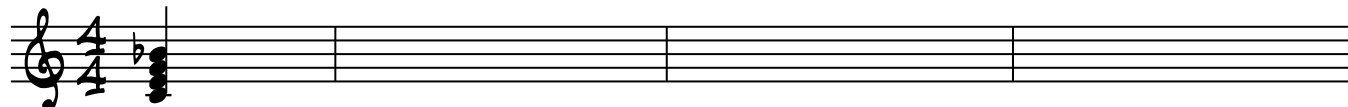


# STEP 5 - DOMINANT 7TH CHORD ROOT POSITION WORKBOOK

## DOMINANT 7TH CHORDS ROOT POSITION


#1 DRAW THE NOTES TO EACH DOMINANT 7TH CHORD IN ROOT POSITION AND WRITE THE NAME OF EACH NOTE IN THE CHORD BELOW

**C<sup>7</sup>**                      **F<sup>7</sup>**                      **B<sup>b7</sup>**                      **E<sup>b7</sup>**



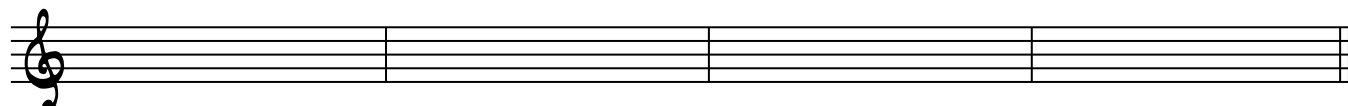
**C E G B<sup>b</sup>**

**A<sup>b7</sup>**                      **D<sup>b7</sup>**                      **G<sup>b7</sup>**                      **B<sup>7</sup>**



**5**

**E<sup>7</sup>**                      **A<sup>7</sup>**                      **D<sup>7</sup>**                      **G<sup>7</sup>**



**9**