

 uCertify

Course Outline

Adobe InDesign 2017



Lesson



Practice test

Contents

1. Course Objective
2. Pre-Assessment
3. Exercises, Quizzes, Flashcards & Glossary
 - Number of Questions
4. Expert Instructor-Led Training
5. ADA Compliant & JAWS Compatible Platform
6. State of the Art Educator Tools
7. Award Winning Learning Platform (LMS)
8. Chapter & Lessons
 - Syllabus
 - Chapter 1: Getting Started with InDesign
 - Chapter 2: Designing a Document
 - Chapter 3: Customizing a Document
 - Chapter 4: Working with Page Elements
 - Chapter 5: Building Tables
 - Chapter 6: Preparing a Document for Delivery
 - Chapter 7: Appendix A: Productivity Enhancements
 - Chapter 8: Mastery Builders
 - Chapter 9: Preparing Documents for Multiple Formats
 - Chapter 10: Managing Advanced Page Elements
 - Chapter 11: Managing Styles
 - Chapter 12: Building Complex Paths
 - Chapter 13: Managing External Files and Creating Dynamic Documents
 - Chapter 14: Managing Long Documents

Chapter 15: Publishing InDesign Files for Other Formats and Customizing Print Settings

Chapter 16: Appendix A: Productivity Enhancements

Chapter 17: Appendix B: InDesign Language Support

Chapter 18: Appendix C: Extension Manager CC

Chapter 19: Mastery Builders

Videos and How To

9. Practice Test

Here's what you get

Features

10. Post-Assessment

1. Course Objective

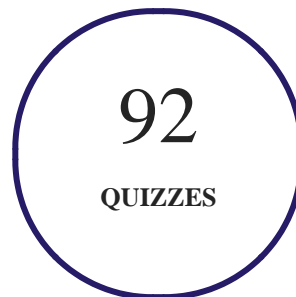
Get certified for the Adobe InDesign certification exam with Adobe InDesign 2017 course. The course covers the exam objectives and provides required knowledge and skills to create and layout an InDesign document for print or digital output, manage the workflow for a team of entry-level production artists. Interactive chapters comprehensively provide an understanding of the exam topics with real-world scenarios.

2. Pre-Assessment

Pre-Assessment lets you identify the areas for improvement before you start your prep. It determines what students know about a topic before it is taught and identifies areas for improvement with question assessment before beginning the course.

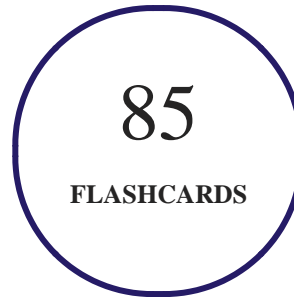
3. Quizzes

Quizzes test your knowledge on the topics of the exam when you go through the course material. There is no limit to the number of times you can attempt it.



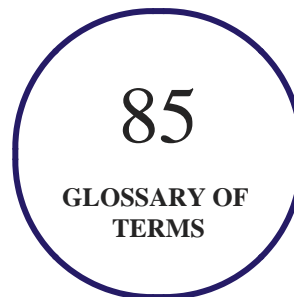
4. Flashcards

Flashcards are effective memory-aiding tools that help you learn complex topics easily. The flashcard will help you in memorizing definitions, terminologies, key concepts, and more. There is no limit to the number of times learners can attempt these. Flashcards help master the key concepts.



5. Glossary of terms

uCertify provides detailed explanations of concepts relevant to the course through Glossary. It contains a list of frequently used terminologies along with its detailed explanation. Glossary defines the key terms.



6. Expert Instructor-Led Training

uCertify uses the content from the finest publishers and only the IT industry's finest instructors. They have a minimum of 15 years real-world experience and are subject matter experts in their fields. Unlike a live class, you can study at your own pace. This creates a personal learning experience and gives you all the benefit of hands-on training with the flexibility of doing it around your schedule 24/7.

7. ADA Compliant & JAWS Compatible Platform

uCertify course and labs are ADA (Americans with Disability Act) compliant. It is now more accessible to students with features such as:

- Change the font, size, and color of the content of the course
- Text-to-speech, reads the text into spoken words
- Interactive videos, how-tos videos come with transcripts and voice-over
- Interactive transcripts, each word is clickable. Students can clip a specific part of the video by clicking on a word or a portion of the text.

JAWS (Job Access with Speech) is a computer screen reader program for Microsoft Windows that reads the screen either with a text-to-speech output or by a Refreshable Braille display. Student can easily navigate uCertify course using JAWS shortcut keys.

8. State of the Art Educator Tools

uCertify knows the importance of instructors and provide tools to help them do their job effectively. Instructors are able to clone and customize course. Do ability grouping. Create sections. Design grade scale and grade formula. Create and schedule assignments. Educators can also move a student from self-paced to mentor-guided to instructor-led mode in three clicks.

9. Award Winning Learning Platform (LMS)

uCertify has developed an award winning, highly interactive yet simple to use platform. The SIIA CODiE Awards is the only peer-reviewed program to showcase business and education technology's finest products and services. Since 1986, thousands of products, services and solutions have been recognized for achieving excellence. uCertify has won CODiE awards consecutively for last 5 years:

- 2014

1. Best Postsecondary Learning Solution

• **2015**

1. Best Education Solution
2. Best Virtual Learning Solution
3. Best Student Assessment Solution
4. Best Postsecondary Learning Solution
5. Best Career and Workforce Readiness Solution
6. Best Instructional Solution in Other Curriculum Areas
7. Best Corporate Learning/Workforce Development Solution

• **2016**

1. Best Virtual Learning Solution
2. Best Education Cloud-based Solution
3. Best College and Career Readiness Solution
4. Best Corporate / Workforce Learning Solution
5. Best Postsecondary Learning Content Solution
6. Best Postsecondary LMS or Learning Platform
7. Best Learning Relationship Management Solution

• **2017**

1. Best Overall Education Solution
2. Best Student Assessment Solution
3. Best Corporate/Workforce Learning Solution
4. Best Higher Education LMS or Learning Platform

• **2018**

1. Best Higher Education LMS or Learning Platform
2. Best Instructional Solution in Other Curriculum Areas
3. Best Learning Relationship Management Solution

10. Chapter & Lessons

uCertify brings these textbooks to life. It is full of interactive activities that keeps the learner engaged. uCertify brings all available learning resources for a topic in one place so that the learner can efficiently learn without going to multiple places. Challenge questions are also embedded in the chapters so learners can attempt those while they are learning about that particular topic. This helps them grasp the concepts better because they can go over it again right away which improves learning.

Learners can do Flashcards, Exercises, Quizzes and Labs related to each chapter. At the end of every lesson, uCertify courses guide the learners on the path they should follow.

Syllabus

Chapter 1: Getting Started with InDesign

- TOPIC A: Identify Components of the InDesign Interface
- TOPIC B: Customize the InDesign Interface
- TOPIC C: Apply the Navigation Controls and Set Preferences
- Summary

Chapter 2: Designing a Document

- TOPIC A: Establish Project Requirements
- TOPIC B: Apply Design Principles
- TOPIC C: Create a New Document

- TOPIC D: Add Text to a Document
- TOPIC E: Add Graphics to a Document
- Summary

Chapter 3: Customizing a Document

- TOPIC A: Format Characters and Paragraphs
- TOPIC B: Apply Colors, Swatches, and Gradients
- TOPIC C: Create and Apply Styles
- Summary

Chapter 4: Working with Page Elements

- TOPIC A: Arrange and Align Objects
- TOPIC B: Array Layers
- TOPIC C: Transform and Manipulate Objects
- TOPIC D: Thread Text Frames
- TOPIC E: Edit Text
- Summary

Chapter 5: Building Tables

- TOPIC A: Create and Modify a New Table
- TOPIC B: Format a Table
- Summary

Chapter 6: Preparing a Document for Delivery

- TOPIC A: Resolve Errors in a Document
- TOPIC B: Export Files for Printing and for the Web
- Summary

Chapter 7: Appendix A: Productivity Enhancements

- TOPIC A: Additional InDesign Tools

Chapter 8: Mastery Builders

- Mastery Builder 1-1: Exploring the InDesign Interface
- Mastery Builder 2-1: Creating a Brochure
- Mastery Builder 3-1: Customizing a Document
- Mastery Builder 4-1: Working with Page Elements

- Mastery Builder 5-1: Inserting a Table
- Mastery Builder 6-1: Exporting Documents

Chapter 9: Preparing Documents for Multiple Formats

- TOPIC A: Build Layout Versions
- TOPIC B: Link Content
- Summary

Chapter 10: Managing Advanced Page Elements

- TOPIC A: Create Repeating Content
- TOPIC B: Change Text Layouts
- TOPIC C: Create Transparency
- TOPIC D: Anchor Objects and Manage a Library
- Summary

Chapter 11: Managing Styles

- TOPIC A: Import Styles from Microsoft Word Documents
- TOPIC B: Manage Styles

- Summary

Chapter 12: Building Complex Paths

- TOPIC A: Create Bezier Paths
- TOPIC B: Create Clipping Paths
- TOPIC C: Create Compound Paths
- Summary

Chapter 13: Managing External Files and Creating Dynamic Documents

- TOPIC A: Import External Files
- TOPIC B: Create Document Sections
- TOPIC C: Insert Text Variables
- TOPIC D: Create Interactive Documents
- Summary

Chapter 14: Managing Long Documents

- TOPIC A: Create a Book
- TOPIC B: Build a Table of Contents

- TOPIC C: Create Hyperlinks and Cross-References
- TOPIC D: Generate an Index and Insert Footnotes
- Summary

Chapter 15: Publishing InDesign Files for Other Formats and Customizing Print Settings

- TOPIC A: Export PDF Files for Print
- TOPIC B: Export Interactive PDF Files and Files for Animation
- TOPIC C: Export Files for the Web
- TOPIC D: Manage Colors
- TOPIC E: Preview the Print Output
- TOPIC F: Create Print Presets
- Summary

Chapter 16: Appendix A: Productivity Enhancements

- TOPIC A: InDesign Productivity Enhancements

Chapter 17: Appendix B: InDesign Language Support

Chapter 18: Appendix C: Extension Manager CC

Chapter 19: Mastery Builders

- Mastery Builder 1-1: Preparing a Document for the iPad
- Mastery Builder 2-1: Placing a Graphic in a Document Footer
- Mastery Builder 3-1: Importing Word Styles into InDesign
- Mastery Builder 4-1: Creating a Bezier Path
- Mastery Builder 5-1: Performing a Data Merge
- Mastery Builder 6-1: Managing Long Documents
- Mastery Builder 7-1: Exporting PDF Files for Print

11. Practice Test

uCertify provides full length practice tests. These tests closely follow the exam objectives and are designed to simulate real exam conditions. Each course has a number of test sets consisting of hundreds of items to ensure that learners are prepared for the certification exam.

Here's what you get

40

PRE-ASSESSMENTS
QUESTIONS

2

FULL LENGTH TESTS

50

POST-ASSESSMENTS
QUESTIONS

Features

Full Remediation

Each question comes with detailed remediation explaining not only why an answer option is correct but also why it is incorrect.

Unlimited Practice

Each test can be taken unlimited number of times until the learner feels they are prepared. Learner can review the test and read detailed remediation. Detailed test history is also available.

Learn, Test and Review Mode

Each test set comes with learn, test and review modes. In learn mode, learners will attempt a question and will get immediate feedback and complete remediation as they move on to the next question. In test mode, learners can take a timed test simulating the actual exam conditions. In review mode, learners can read through one item at a time without attempting it.

12. Post-Assessment

After completion of the uCertify course Post-Assessments are given to students and often used in conjunction with a Pre-Assessment to measure their achievement and the effectiveness of the exam.

Have Any Query? We Are Happy To Help!

GET IN TOUCH:

■ Call: +1-415-763-6300

■ Email: sales@ucertify.com

■ www.ucertify.com