



Course Outline

Beginning jQuery





Contents

1. Course Objective
2. Pre-Assessment
3. Exercises, Quizzes, Flashcards & Glossary
 - Number of Questions
4. Expert Instructor-Led Training
5. ADA Compliant & JAWS Compatible Platform
6. State of the Art Educator Tools
7. Award Winning Learning Platform (LMS)
8. Chapter & Lessons
 - Syllabus
 - Chapter 1: JavaScript You Need to Know
 - Chapter 2: The Basics of jQuery
 - Chapter 3: Traversing the DOM
 - Chapter 4: DOM Manipulation with jQuery
 - Chapter 5: An Introduction to Events
 - Chapter 6: More Events
 - Chapter 7: Animation
 - Chapter 8: Ajax with jQuery
 - Chapter 9: Writing a jQuery Plug-in
 - Chapter 10: More jQuery Plug-ins
 - Chapter 11: A jQuery Image Slider
- Videos and How To
9. Practice Test
 - Here's what you get

Beginning jQuery

Features

10. Post-Assessment



1. Course Objective

Use the Beginning jQuery course and gain expertise in all the techniques and methodologies used in jQuery. The comprehensive jQuery practice course covers all the topics such as animation, Ajax with jQuery, DOM manipulation with jQuery, traversing with DOM, writing jQuery plug-in, Ajax image slider, and many more. The course comes with the best jQuery tutorials and interactive learning resources that teaches all the basic and advanced concepts required for programming with jQuery.

2. Pre-Assessment

Pre-Assessment lets you identify the areas for improvement before you start your prep. It determines what students know about a topic before it is taught and identifies areas for improvement with question assessment before beginning the course.

3. Exercises

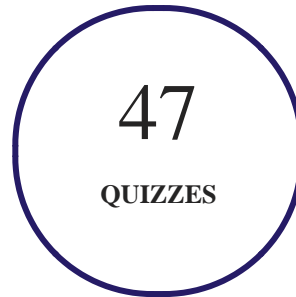
There is no limit to the number of times learners can attempt these. Exercises come with detailed remediation, which ensures that learners are confident on the topic before proceeding.



4. Quizzes



Quizzes test your knowledge on the topics of the exam when you go through the course material. There is no limit to the number of times you can attempt it.



5. Expert Instructor-Led Training

uCertify uses the content from the finest publishers and only the IT industry's finest instructors. They have a minimum of 15 years real-world experience and are subject matter experts in their fields. Unlike a live class, you can study at your own pace. This creates a personal learning experience and gives you all the benefit of hands-on training with the flexibility of doing it around your schedule 24/7.

6. ADA Compliant & JAWS Compatible Platform

uCertify course and labs are ADA (Americans with Disability Act) compliant. It is now more accessible to students with features such as:

- Change the font, size, and color of the content of the course
- Text-to-speech, reads the text into spoken words
- Interactive videos, how-tos videos come with transcripts and voice-over
- Interactive transcripts, each word is clickable. Students can clip a specific part of the video by clicking on a word or a portion of the text.

JAWS (Job Access with Speech) is a computer screen reader program for Microsoft Windows that reads the screen either with a text-to-speech output or by a Refreshable Braille display. Student can easily navigate uCertify course using JAWS shortcut keys.



7. State of the Art Educator Tools

uCertify knows the importance of instructors and provide tools to help them do their job effectively. Instructors are able to clone and customize course. Do ability grouping. Create sections. Design grade scale and grade formula. Create and schedule assignments. Educators can also move a student from self-paced to mentor-guided to instructor-led mode in three clicks.

8. Award Winning Learning Platform (LMS)

uCertify has developed an award winning, highly interactive yet simple to use platform. The SIIA CODiE Awards is the only peer-reviewed program to showcase business and education technology's finest products and services. Since 1986, thousands of products, services and solutions have been recognized for achieving excellence. uCertify has won CODiE awards consecutively for last 7 years:

- **2014**
 1. Best Postsecondary Learning Solution

- **2015**
 1. Best Education Solution
 2. Best Virtual Learning Solution
 3. Best Student Assessment Solution
 4. Best Postsecondary Learning Solution
 5. Best Career and Workforce Readiness Solution
 6. Best Instructional Solution in Other Curriculum Areas
 7. Best Corporate Learning/Workforce Development Solution

- **2016**
 1. Best Virtual Learning Solution
 2. Best Education Cloud-based Solution



3. Best College and Career Readiness Solution
4. Best Corporate / Workforce Learning Solution
5. Best Postsecondary Learning Content Solution
6. Best Postsecondary LMS or Learning Platform
7. Best Learning Relationship Management Solution

- **2017**

1. Best Overall Education Solution
2. Best Student Assessment Solution
3. Best Corporate/Workforce Learning Solution
4. Best Higher Education LMS or Learning Platform

- **2018**

1. Best Higher Education LMS or Learning Platform
2. Best Instructional Solution in Other Curriculum Areas
3. Best Learning Relationship Management Solution

- **2019**


1. Best Virtual Learning Solution
2. Best Content Authoring Development or Curation Solution
3. Best Higher Education Learning Management Solution (LMS)

- **2020**

1. Best College and Career Readiness Solution
2. Best Cross-Curricular Solution
3. Best Virtual Learning Solution

9. Chapter & Lessons

uCertify brings these textbooks to life. It is full of interactive activities that keeps the learner engaged. uCertify brings all available learning resources for a topic in one place so that the learner can efficiently learn without going to multiple places. Challenge questions are also embedded in the



chapters so learners can attempt those while they are learning about that particular topic. This helps them grasp the concepts better because they can go over it again right away which improves learning.

Learners can do Flashcards, Exercises, Quizzes and Labs related to each chapter. At the end of every lesson, uCertify courses guide the learners on the path they should follow.

Syllabus

Chapter 1: JavaScript You Need to Know

- Using JavaScript on a Web Page
- Syntax Conventions
- Variables
- Functions
- Conditionals
- Debugging with the Console
- Arrays
- Loops
- More console.log()
- Summary

Chapter 2: The Basics of jQuery



- The Document Object Model (DOM)
- Downloading jQuery
- The jQuery API Documentation
- Writing Some jQuery
- Summary

Chapter 3: Traversing the DOM

- CSS Selectors in jQuery
- Traversal Methods
- Further Traversal
- Chaining Methods
- Further Filtering
- Summary

Chapter 4: DOM Manipulation with jQuery

- CSS
- animate() and Animation Convenience Methods

Beginning jQuery



- Attributes and Properties
- text() and html()
- Removing Elements from the DOM
- Creating New Elements
- Inserting into the DOM
- Efficient DOM Insertion
- Summary

Chapter 5: An Introduction to Events

- Popular Events
- Interacting with the Element
- Triggering Events
- Unbinding from Events
- The Event Object
- Building an Accordion
- Summary

Chapter 6: More Events

Beginning jQuery

- Event Delegation
- Event Propagation
- Preventing Default Behavior
- Your Own Events
- The Accordion, Take 2
- Summary

Chapter 7: Animation

- The animate() Method
- More Convenience Methods
- The Animation Queue
- Fixing Your Accordion
- The Image Slider
- Summary

Chapter 8: Ajax with jQuery

- JSON
- Parsing JSON in JavaScript

Beginning jQuery

- Ajax with jQuery
- A Real API: Dribbble
- Summary

Chapter 9: Writing a jQuery Plug-in

- Why a Plug-in?
- Your First jQuery Plug-in
- Improvements
- Immediately-Invoked Function Expressions
- Giving the User Options
- Adding Options to Your Plug-ins
- The Accordion Plug-in
- Adding Callback Support
- Summary

Chapter 10: More jQuery Plug-ins

- The Dribbble API Plug-in
- The getShots method



- Improving getShots
- Minifying Your Code
- More Refactoring
- Documentation
- Summary

Chapter 11: A jQuery Image Slider

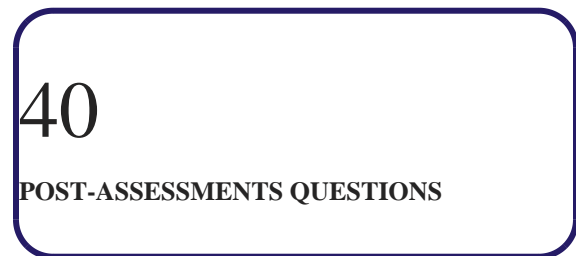
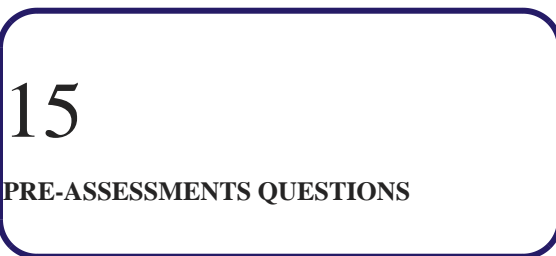
- Plan of Attack
- Project Setup
- Plug-in Setup
- Infinitely Looping
- Catch Up
- Keeping Track
- Keyboard Support
- Automatic Animation
- Bug Fixing
- Summary
- Conclusion



10. Practice Test

uCertify provides full length practice tests. These tests closely follow the exam objectives and are designed to simulate real exam conditions. Each course has a number of test sets consisting of hundreds of items to ensure that learners are prepared for the certification exam.

Here's what you get



Features

Full Remediation

Each question comes with detailed remediation explaining not only why an answer option is correct but also why it is incorrect.

Unlimited Practice

Each test can be taken unlimited number of times until the learner feels they are prepared. Learner can review the test and read detailed remediation. Detailed test history is also available.

Learn, Test and Review Mode

Each test set comes with learn, test and review modes. In learn mode, learners will attempt a question and will get immediate feedback and complete remediation as they move on to the next question. In




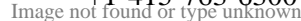
test mode, learners can take a timed test simulating the actual exam conditions. In review mode, learners can read through one item at a time without attempting it.

11. Post-Assessment

After completion of the uCertify course Post-Assessments are given to students and often used in conjunction with a Pre-Assessment to measure their achievement and the effectiveness of the exam.

CONNECT WITH US

3187 Independence Drive

3187 Independence Drive
Livermore, CA 94551,
United States

+1-415-763-6300


support@ucertify.com


www.ucertify.com
