

uCertify

Course Outline

Adobe Photoshop 2020



Lesson



Practice test



Lab

Contents

1. Course Objective
2. Pre-Assessment
3. Exercises, Quizzes, Flashcards & Glossary
 - Number of Questions
4. Expert Instructor-Led Training
5. ADA Compliant & JAWS Compatible Platform
6. State of the Art Educator Tools
7. Award Winning Learning Platform (LMS)
8. Chapter & Lessons
 - Syllabus
 - Chapter 1: Introduction
 - Chapter 2: Getting Started with Photoshop
 - Chapter 3: Creating Basic Images
 - Chapter 4: Managing Selections and Layers
 - Chapter 5: Adjusting Images
 - Chapter 6: Refining Images
 - Chapter 7: Managing Files in a Production Workflow
 - Chapter 8: Introduction
 - Chapter 9: Creating Raster Images
 - Chapter 10: Applying Vector Image Tools
 - Chapter 11: Applying Advanced Layer Techniques
 - Chapter 12: Automating Tasks
 - Chapter 13: Editing Video
 - Chapter 14: Setting Project Requirements

Videos and How To

9. Practice Test

Here's what you get

Features

10. Performance Based Labs

Lab Tasks

Here's what you get

11. Post-Assessment

1. Course Objective

Start your prep for becoming an Adobe certified associate with the Adobe Photoshop 2020 course and lab. The labs are versatile and simulate real-world, hardware, software, and command-line interface environments and can be mapped to any text-book, course, or training. The Photoshop training will comprehensively cover Adobe Photoshop certification exam objectives and teach you how to navigate and use Photoshop to edit images.

2. Pre-Assessment

Pre-Assessment lets you identify the areas for improvement before you start your prep. It determines what students know about a topic before it is taught and identifies areas for improvement with question assessment before beginning the course.

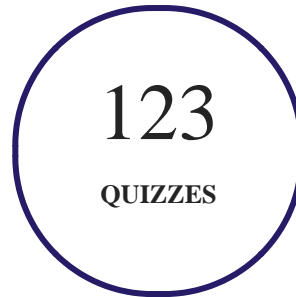
3. Exercises

There is no limit to the number of times learners can attempt these. Exercises come with detailed remediation, which ensures that learners are confident on the topic before proceeding.



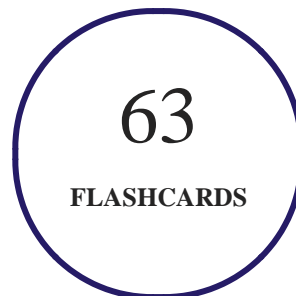
4. Quizzes

Quizzes test your knowledge on the topics of the exam when you go through the course material. There is no limit to the number of times you can attempt it.



5. Flashcards

Flashcards are effective memory-aiding tools that help you learn complex topics easily. The flashcard will help you in memorizing definitions, terminologies, key concepts, and more. There is no limit to the number of times learners can attempt these. Flashcards help master the key concepts.



6. Glossary of terms

uCertify provides detailed explanations of concepts relevant to the course through Glossary. It contains a list of frequently used terminologies along with its detailed explanation. Glossary defines the key terms.



7. Expert Instructor-Led Training

uCertify uses the content from the finest publishers and only the IT industry's finest instructors. They have a minimum of 15 years real-world experience and are subject matter experts in their fields. Unlike a live class, you can study at your own pace. This creates a personal learning experience and gives you all the benefit of hands-on training with the flexibility of doing it around your schedule 24/7.

8. ADA Compliant & JAWS Compatible Platform

uCertify course and labs are ADA (Americans with Disability Act) compliant. It is now more accessible to students with features such as:

- Change the font, size, and color of the content of the course
- Text-to-speech, reads the text into spoken words
- Interactive videos, how-tos videos come with transcripts and voice-over
- Interactive transcripts, each word is clickable. Students can clip a specific part of the video by clicking on a word or a portion of the text.

JAWS (Job Access with Speech) is a computer screen reader program for Microsoft Windows that reads the screen either with a text-to-speech output or by a Refreshable Braille display. Student can easily navigate uCertify course using JAWS shortcut keys.

9. State of the Art Educator Tools

uCertify knows the importance of instructors and provide tools to help them do their job effectively. Instructors are able to clone and customize course. Do ability grouping. Create sections. Design grade scale and grade formula. Create and schedule assessments. Educators can also move a student from self-paced to mentor-guided to instructor-led mode in three clicks.

10. Award Winning Learning Platform (LMS)

uCertify has developed an award winning, highly interactive yet simple to use platform. The SIIA CODiE Awards is the only peer-reviewed program to showcase business and education technology's finest products and services. Since 1986, thousands of products, services and solutions have been recognized for achieving excellence. uCertify has won CODiE awards consecutively for last 7 years:

- **2014**
 1. Best Postsecondary Learning Solution

- **2015**
 1. Best Education Solution
 2. Best Virtual Learning Solution
 3. Best Student Assessment Solution
 4. Best Postsecondary Learning Solution
 5. Best Career and Workforce Readiness Solution
 6. Best Instructional Solution in Other Curriculum Areas
 7. Best Corporate Learning/Workforce Development Solution

- **2016**
 1. Best Virtual Learning Solution
 2. Best Education Cloud-based Solution

3. Best College and Career Readiness Solution
4. Best Corporate / Workforce Learning Solution
5. Best Postsecondary Learning Content Solution
6. Best Postsecondary LMS or Learning Platform
7. Best Learning Relationship Management Solution

- **2017**

1. Best Overall Education Solution
2. Best Student Assessment Solution
3. Best Corporate/Workforce Learning Solution
4. Best Higher Education LMS or Learning Platform

- **2018**

1. Best Higher Education LMS or Learning Platform
2. Best Instructional Solution in Other Curriculum Areas
3. Best Learning Relationship Management Solution

- **2019**

1. Best Virtual Learning Solution
2. Best Content Authoring Development or Curation Solution
3. Best Higher Education Learning Management Solution (LMS)

- **2020**

1. Best College and Career Readiness Solution
2. Best Cross-Curricular Solution
3. Best Virtual Learning Solution

11. Chapter & Lessons

uCertify brings these textbooks to life. It is full of interactive activities that keeps the learner engaged. uCertify brings all available learning resources for a topic in one place so that the learner can efficiently learn without going to multiple places. Challenge questions are also embedded in the

chapters so learners can attempt those while they are learning about that particular topic. This helps them grasp the concepts better because they can go over it again right away which improves learning.

Learners can do Flashcards, Exercises, Quizzes and Labs related to each chapter. At the end of every lesson, uCertify courses guide the learners on the path they should follow.

Syllabus

Chapter 1: Introduction

- Course Description
- How to Use This Course?
- Course-Specific Technical Requirements
- Setting Up the Course
- Install the Course Data Files

Chapter 2: Getting Started with Photoshop

- TOPIC A: Organize Photoshop Assets by Using Adobe Bridge
- TOPIC B: Organize the Photoshop Workspace
- TOPIC C: Customize the Photoshop Workspace

Chapter 3: Creating Basic Images

- TOPIC A: Manage Image Elements and Formats
- TOPIC B: Apply Design Principles, Elements, and Graphic Composition
- TOPIC C: Work with Digital Devices

Chapter 4: Managing Selections and Layers

- TOPIC A: Use Selection Tools
- TOPIC B: Manage Layers

Chapter 5: Adjusting Images

- TOPIC A: Modify Images
- TOPIC B: Repair Images
- TOPIC C: Implement Color Management

Chapter 6: Refining Images

- TOPIC A: Adjust Layers
- TOPIC B: Apply Camera Raw
- TOPIC C: Refine Images by Using Advanced Tools

Chapter 7: Managing Files in a Production Workflow

- TOPIC A: Import, Export, and Organize Files
- TOPIC B: Save Images for the Web
- TOPIC C: Save Images for Print
- TOPIC D: Format Images for Other Programs

Chapter 8: Introduction

- Course Description
- How to Use This Course?
- Course-Specific Technical Requirements
- Setting Up the Course
- Install the Course Data Files

Chapter 9: Creating Raster Images

- TOPIC A: Draw with Brushes
- TOPIC B: Create Gradients
- TOPIC C: Apply Tool Presets

Chapter 10: Applying Vector Image Tools

- TOPIC A: Create Images with Vector Paths
- TOPIC B: Apply the Shape Drawing Tools
- TOPIC C: Work with Type
- TOPIC D: Apply Type Special Effects

Chapter 11: Applying Advanced Layer Techniques

- TOPIC A: Modify Images with Masks
- TOPIC B: Apply Special Effects by Using Filters
- TOPIC C: Apply Special Effects to Layers
- TOPIC D: Apply Smart Objects for Nondestructive Editing

Chapter 12: Automating Tasks

- TOPIC A: Create and Apply Actions
- TOPIC B: Batch Process Files with Photoshop and Adobe Bridge

Chapter 13: Editing Video

- TOPIC A: Edit Video
- TOPIC B: Add Graphics, Titles, and Animation to Video

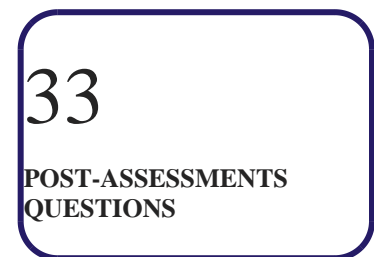
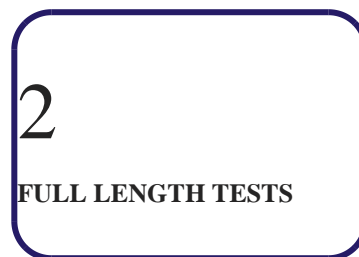
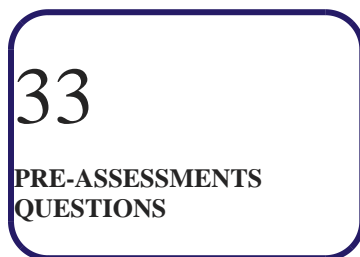
Chapter 14: Setting Project Requirements

- TOPIC A: Identify Purpose, Audience, and Audience Needs
- TOPIC B: Adhere to Copyright Rules for Artwork, Graphics, and Graphics Use
- TOPIC C: Determine and Evaluate Project Management Tasks and Responsibilities

12. Practice Test

uCertify provides full length practice tests. These tests closely follow the exam objectives and are designed to simulate real exam conditions. Each course has a number of test sets consisting of hundreds of items to ensure that learners are prepared for the certification exam.

Here's what you get



Features

Full Remediation

Each question comes with detailed remediation explaining not only why an answer option is correct

but also why it is incorrect.

Unlimited Practice

Each test can be taken unlimited number of times until the learner feels they are prepared. Learner can review the test and read detailed remediation. Detailed test history is also available.

Learn, Test and Review Mode

Each test set comes with learn, test and review modes. In learn mode, learners will attempt a question and will get immediate feedback and complete remediation as they move on to the next question. In test mode, learners can take a timed test simulating the actual exam conditions. In review mode, learners can read through one item at a time without attempting it.

13. Performance Based Labs

uCertify's performance-based labs are Live Labs. Learn the real world skills using Live Labs. uCertify Labs are cloud-based, device-enabled and can be easily integrated with an LMS. Features of uCertify labs:

- Provide hands-on experience in a safe, online environment
- Labs simulate real world, hardware, software & CLI environment
- Flexible and inexpensive alternative to physical Labs
- Comes with well-organized component library for every task
- Highly interactive - learn by doing
- Explanations and remediation available
- Videos on how to perform

Lab Tasks

- Creating a Navigating Bridge
- Organizing the Photoshop Workspace
- Customizing the Photoshop Workspace

- Working with Image Size
- Using the Selection Tools
- Making a Layer Composite
- Using the Content-Aware Move Tool
- Making Image Adjustments
- Using Adjustment Layers
- Using Camera Raw
- Sharpening and Changing Image Opacity
- Importing and Exporting Files
- Saving an Image for the Web
- Using Printer and Photoshop Color Management
- Preparing Images for PowerPoint
- Blending Colors with the Mixer Brush Tool
- Using Gradients
- Saving a Custom Brush Preset
- Drawing Using Vector Tools
- Creating and Editing Vector Shapes
- Creating a Text
- Flowing a Text Along a Path
- Masking an Image
- Masking an Image Using a Refined Edge
- Applying Filters
- Applying a Style to a Layer
- Making a Smart Object
- Recording and Using an Action
- Processing Image Files in Batches
- Editing a Video
- Adding Graphics and Titles to a Video

Here's what you get




14. Post-Assessment


After completion of the uCertify course Post-Assessments are given to students and often used in conjunction with a Pre-Assessment to measure their achievement and the effectiveness of the exam.

CONNECT WITH US

 3187 Independence Drive
Livermore, CA 94551,
United States

 +1-415-763-6300

 support@ucertify.com

 www.ucertify.com