

uCertify

Course Outline

PRINCE2 Study Guide



Lesson



Practice test

Contents

1. Course Objective
2. Pre-Assessment
3. Exercises, Quizzes, Flashcards & Glossary
Number of Questions
4. Expert Instructor-Led Training
5. ADA Compliant & JAWS Compatible Platform
6. State of the Art Educator Tools
7. Award Winning Learning Platform (LMS)
8. Chapter & Lessons
Syllabus
Chapter 1: Introduction
Chapter 2: Overview of PRINCE2
Chapter 3: Starting a Project Successfully with PRINCE2
Chapter 4: Organization Theme
Chapter 5: Business Case Theme
Chapter 6: Plans Theme
Chapter 7: Quality Theme
Chapter 8: Risk Theme
Chapter 9: Change Theme
Chapter 10: Progress Theme
Chapter 11: Managing the Middle of a Project Successfully with PRINCE2
Chapter 12: Managing the End of a Project Successfully with PRINCE2
Chapter 13: Passing the Accreditation Exams
Chapter 14: Appendix A: Management Products in PRINCE2

Videos and How To

9. Practice Test

Here's what you get

Features

10. Post-Assessment

1. Course Objective

Prepare for the PRINCE2 Foundation and Practitioner exam with the PRINCE2 course. The course completely covers the PRINCE2 certification exam objectives with its interactive learning resources. It provides the knowledge of all the constraints of project management with real-life scenarios and covers concepts such as organization theme, plans a theme, quality theme, risk theme, change the theme, progress theme, business case theme, and more.

2. Pre-Assessment

Pre-Assessment lets you identify the areas for improvement before you start your prep. It determines what students know about a topic before it is taught and identifies areas for improvement with question assessment before beginning the course.

3. Quizzes

Quizzes test your knowledge on the topics of the exam when you go through the course material. There is no limit to the number of times you can attempt it.

108
QUIZZES

4. Flashcards

Flashcards are effective memory-aiding tools that help you learn complex topics easily. The flashcard will help you in memorizing definitions, terminologies, key concepts, and more. There is no limit to the number of times learners can attempt these. Flashcards help master the key concepts.



162

FLASHCARDS

5. Glossary of terms

uCertify provides detailed explanations of concepts relevant to the course through Glossary. It contains a list of frequently used terminologies along with its detailed explanation. Glossary defines the key terms.



180

GLOSSARY OF
TERMS

6. Expert Instructor-Led Training

uCertify uses the content from the finest publishers and only the IT industry's finest instructors. They have a minimum of 15 years real-world experience and are subject matter experts in their fields. Unlike a live class, you can study at your own pace. This creates a personal learning experience and gives you all the benefit of hands-on training with the flexibility of doing it around your schedule 24/7.

7. ADA Compliant & JAWS Compatible Platform

uCertify course and labs are ADA (Americans with Disability Act) compliant. It is now more accessible to students with features such as:

- Change the font, size, and color of the content of the course
- Text-to-speech, reads the text into spoken words
- Interactive videos, how-tos videos come with transcripts and voice-over
- Interactive transcripts, each word is clickable. Students can clip a specific part of the video by clicking on a word or a portion of the text.

JAWS (Job Access with Speech) is a computer screen reader program for Microsoft Windows that reads the screen either with a text-to-speech output or by a Refreshable Braille display. Student can easily navigate uCertify course using JAWS shortcut keys.

8. State of the Art Educator Tools

uCertify knows the importance of instructors and provide tools to help them do their job effectively. Instructors are able to clone and customize course. Do ability grouping. Create sections. Design grade scale and grade formula. Create and schedule assignments. Educators can also move a student from self-paced to mentor-guided to instructor-led mode in three clicks.

9. Award Winning Learning Platform (LMS)

uCertify has developed an award winning, highly interactive yet simple to use platform. The SIIA CODiE Awards is the only peer-reviewed program to showcase business and education technology's finest products and services. Since 1986, thousands of products, services and solutions have been recognized for achieving excellence. uCertify has won CODiE awards consecutively for last 7 years:

- 2014

1. Best Postsecondary Learning Solution

- **2015**

1. Best Education Solution
2. Best Virtual Learning Solution
3. Best Student Assessment Solution
4. Best Postsecondary Learning Solution
5. Best Career and Workforce Readiness Solution
6. Best Instructional Solution in Other Curriculum Areas
7. Best Corporate Learning/Workforce Development Solution

- **2016**

1. Best Virtual Learning Solution
2. Best Education Cloud-based Solution
3. Best College and Career Readiness Solution
4. Best Corporate / Workforce Learning Solution
5. Best Postsecondary Learning Content Solution
6. Best Postsecondary LMS or Learning Platform
7. Best Learning Relationship Management Solution

- **2017**

1. Best Overall Education Solution
2. Best Student Assessment Solution
3. Best Corporate/Workforce Learning Solution
4. Best Higher Education LMS or Learning Platform

- **2018**

1. Best Higher Education LMS or Learning Platform
2. Best Instructional Solution in Other Curriculum Areas
3. Best Learning Relationship Management Solution

- 2019
 1. Best Virtual Learning Solution
 2. Best Content Authoring Development or Curation Solution
 3. Best Higher Education Learning Management Solution (LMS)

- 2020
 1. Best College and Career Readiness Solution
 2. Best Cross-Curricular Solution
 3. Best Virtual Learning Solution

10. Chapter & Lessons

uCertify brings these textbooks to life. It is full of interactive activities that keeps the learner engaged. uCertify brings all available learning resources for a topic in one place so that the learner can efficiently learn without going to multiple places. Challenge questions are also embedded in the chapters so learners can attempt those while they are learning about that particular topic. This helps them grasp the concepts better because they can go over it again right away which improves learning.

Learners can do Flashcards, Exercises, Quizzes and Labs related to each chapter. At the end of every lesson, uCertify courses guide the learners on the path they should follow.

Syllabus

Chapter 1: Introduction

- Introduction to PRINCE2

- Why Should You Use PRINCE2?

- The PRINCE2 Accreditations

- Which Organizations Own and Administer PRINCE2?
- About This Study Guide
- The Accreditation Exams
- PRINCE2 Syllabus Areas Covered in This Study Guide

Chapter 2: Overview of PRINCE2

- Project Work
- Introducing PRINCE2
- PRINCE2 Principles
- Tailoring PRINCE2 to Different Project Types and Environments
- An End-to-End Walk-Through of PRINCE2
- Summary
- Foundation Exam Essentials
- Practitioner Exam Essentials
- Practitioner Exam Questions

Chapter 3: Starting a Project Successfully with PRINCE2

- Beginning a PRINCE2 Project

- The Starting Up a Project Process
- The Directing a Project Process - Part I
- The Initiating a Project Process
- The Directing a Project Process - Part II
- Themes to Start a Project Successfully
- Using the PRINCE2 Principles to Start a Project Successfully
- Summary
- Foundation Exam Essentials
- Practitioner Exam Essentials
- Practitioner Exam Questions

Chapter 4: Organization Theme

- Common Project Organizational Challenges
- The Three Project Interests
- The Four Levels of Management
- The Project Management Team
- Other Stakeholders

- Communication Management Approach
- Other Management Products Used by the Organization Theme
- Organization Theme Responsibilities
- Tailoring the Organization Theme
- Linking the Organization Theme with the PRINCE2 Principles
- Summary
- Foundation Exam Essentials
- Practitioner Exam Objectives
- Practitioner Exam Questions

Chapter 5: Business Case Theme

- What Is the Business Case Theme?
- Outputs, Outcomes, and Benefits
- Business Cases Where Money Isn't the Motivation
- Using the Business Case Theme
- The Business Case Management Product
- The Benefits Management Approach
- Business Case Responsibilities

- Tailoring the Business Case Theme
- Linking the Business Case Theme with the PRINCE2 Principles
- Summary
- Foundation Exam Essentials
- Practitioner Exam Essentials
- Practitioner Exam Questions

Chapter 6: Plans Theme

- Levels of Plans
- The Plan Management Product
- Structuring the Project into Management Stages
- The PRINCE2 Approach to Plans
- Defining and Analyzing the Products
- Planning Responsibilities
- Tailoring the Plans Theme
- Linking the Plans Theme with the PRINCE2 Principles
- Summary

- Foundation Exam Essentials
- Practitioner Exam Essentials
- Practitioner Exam Questions

Chapter 7: Quality Theme

- What Is Quality?
- What Is Scope?
- What Is Quality Management?
- Quality Assurance and Project Assurance
- Quality Planning
- Quality Control
- Application of the Quality Theme in a Project
- The Quality Management Approach
- The Quality Review Technique
- Roles Involved with the Quality Theme
- Tailoring the Quality Theme
- Linking the Quality Theme with the Principles
- Summary

- Foundation Exam Essentials
- Practitioner Exam Essentials
- Practitioner Exam Questions

Chapter 8: Risk Theme

- Why Are Projects So Risky?
- The PRINCE2 Approach to Risk
- How Does PRINCE2 Use the Word Risk?
- Planning How to Manage Risk on the Project
- The Risk Management Procedure
- Roles Involved with the Risk Theme
- Tailoring the Risk Theme
- Linking the Risk Theme with the Principles
- Summary
- Foundation Exam Essentials
- Practitioner Exam Essentials
- Practitioner Exam Questions

Chapter 9: Change Theme

- Change Theme Terminology
- Types of Issues
- Change Authority

- Change Budget
- Issue and Change Control Procedure
- Tracking and Controlling Configuration Items
- Change Control Approach
- Roles Involved with the Change Theme
- Tailoring the Change Theme
- Linking the Change Theme with the Principles
- Summary
- Foundation Exam Essentials
- Practitioner Exam Questions

Chapter 10: Progress Theme

- Purpose of the Progress Theme
- Tolerances and Exceptions
- PRINCE2 Controls
- Roles Involved with the Progress Theme
- Tailoring the Progress Theme

- Linking the Progress Theme with the PRINCE2 Principles
- Summary
- Foundation Exam Essentials
- Practitioner Exam Essentials
- Practitioner Exam Questions

Chapter 11: Managing the Middle of a Project Successfully with PRINCE2

- Overview of the Middle of a PRINCE2 Project
- The Controlling a Stage and Managing Product Delivery Processes
- The Managing a Stage Boundary Process
- The Directing a Project Process
- Themes Used to Manage the Middle of the Project
- Using the PRINCE2 Principles to Successfully Manage the Middle of a Project
- Summary
- Foundation Exam Essentials
- Practitioner Exam Essentials
- Practitioner Exam Questions

Chapter 12: Managing the End of a Project Successfully with PRINCE2

- Overview of the End of a PRINCE2 Project
- The Closing a Project Process
- The Directing a Project Process
- Using the PRINCE2 Themes to Close the Project
- Using the PRINCE2 Principles to Close the Project
- Summary
- Foundation Exam Essentials
- Practitioner Exam Essentials
- Practitioner Exam Questions

Chapter 13: Passing the Accreditation Exams

- Preparing for the Exams
- Taking the Exams

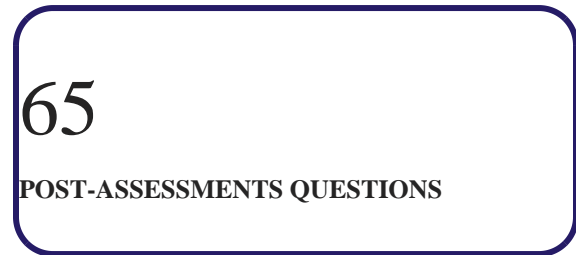
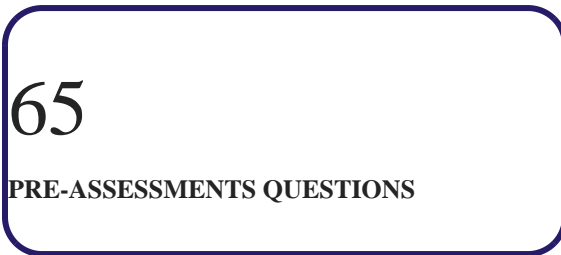
Chapter 14: Appendix A: Management Products in PRINCE2

11. Practice Test

uCertify provides full length practice tests. These tests closely follow the exam objectives and are

designed to simulate real exam conditions. Each course has a number of test sets consisting of hundreds of items to ensure that learners are prepared for the certification exam.

Here's what you get



Features

Full Remediation

Each question comes with detailed remediation explaining not only why an answer option is correct but also why it is incorrect.

Unlimited Practice

Each test can be taken unlimited number of times until the learner feels they are prepared. Learner can review the test and read detailed remediation. Detailed test history is also available.

Learn, Test and Review Mode

Each test set comes with learn, test and review modes. In learn mode, learners will attempt a question and will get immediate feedback and complete remediation as they move on to the next question. In test mode, learners can take a timed test simulating the actual exam conditions. In review mode, learners can read through one item at a time without attempting it.


12. Post-Assessment

After completion of the uCertify course Post-Assessments are given to students and often used in

conjunction with a Pre-Assessment to measure their achievement and the effectiveness of the exam.

CONNECT WITH US

 3187 Independence Drive
Livermore, CA 94551,
United States

 +1-415-763-6300

 support@ucertify.com

 www.uCertify.com