

uCertify

Course Outline

**PMP: Project Management
Professional Exam V9 - Based on
PMBOK6**



Lesson



Practice test



Lab

Contents

1. Course Objective
2. Pre-Assessment
3. Exercises, Quizzes, Flashcards & Glossary
 Number of Questions
4. Expert Instructor-Led Training
5. ADA Compliant & JAWS Compatible Platform
6. State of the Art Educator Tools
7. Award Winning Learning Platform (LMS)
8. Chapter & Lessons
 Syllabus
 Chapter 1: Introduction
 Chapter 2: What Is a Project?
 Chapter 3: Creating the Project Charter
 Chapter 4: Developing the Project Scope Statement
 Chapter 5: Creating the Project Schedule
 Chapter 6: Developing the Project Budget and Communicating the Plan
 Chapter 7: Risk Planning
 Chapter 8: Planning Project Resources
 Chapter 9: Developing the Project Team
 Chapter 10: Conducting Procurements and Sharing Information
 Chapter 11: Measuring and Controlling Project Performance
 Chapter 12: Controlling Work Results
 Chapter 13: Closing the Project and Applying Professional Responsibility
 Chapter 14: Appendix A: Process Inputs and Outputs
 Chapter 15: Appendix B: PMP Objectives

Chapter 16: Appendix C: PMP Videos

Videos and How To

9. Practice Test

Here's what you get

Features

10. Performance Based Labs

Lab Tasks

Here's what you get

11. Post-Assessment

1. Course Objective

Learn about project management with the PMI PMP PMBOK6: Project Management Professional Exam V9 course and lab. Lab simulates real-world, hardware, software, and command-line interface environments and can be mapped to any text-book, course or training. The course and lab completely cover the PMP certification exam objectives and offer essential skills on topics such as risk planning, creating a project charter, developing the project schedule, planning project resources, maintaining project rules, developing project teams, and more.

uCertify is now the Registered Education Provider of PMI

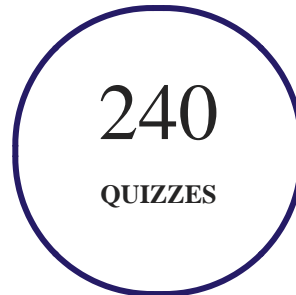
uCertify's PMI courses follow the PMI certification exam objectives and domains, ensuring you receive the training and knowledge required to pass the exam. Our PMI certification courses have earned the [**PMI Registered Education Provider**](#) designation, which ensures your success in the exam.

2. Pre-Assessment

Pre-Assessment lets you identify the areas for improvement before you start your prep. It determines what students know about a topic before it is taught and identifies areas for improvement with question assessment before beginning the course.

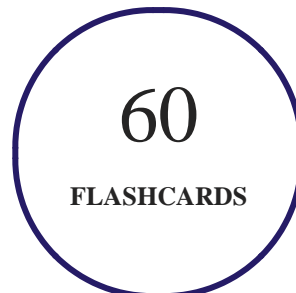
3. Quizzes

Quizzes test your knowledge on the topics of the exam when you go through the course material. There is no limit to the number of times you can attempt it.



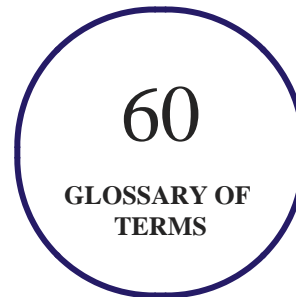
4. Flashcards

Flashcards are effective memory-aiding tools that help you learn complex topics easily. The flashcard will help you in memorizing definitions, terminologies, key concepts, and more. There is no limit to the number of times learners can attempt these. Flashcards help master the key concepts.



5. Glossary of terms

uCertify provides detailed explanations of concepts relevant to the course through Glossary. It contains a list of frequently used terminologies along with its detailed explanation. Glossary defines the key terms.



6. Expert Instructor-Led Training

uCertify uses the content from the finest publishers and only the IT industry's finest instructors. They have a minimum of 15 years real-world experience and are subject matter experts in their fields. Unlike a live class, you can study at your own pace. This creates a personal learning experience and gives you all the benefit of hands-on training with the flexibility of doing it around your schedule 24/7.

7. ADA Compliant & JAWS Compatible Platform

uCertify course and labs are ADA (Americans with Disability Act) compliant. It is now more accessible to students with features such as:

- Change the font, size, and color of the content of the course
- Text-to-speech, reads the text into spoken words
- Interactive videos, how-tos videos come with transcripts and voice-over
- Interactive transcripts, each word is clickable. Students can clip a specific part of the video by clicking on a word or a portion of the text.

JAWS (Job Access with Speech) is a computer screen reader program for Microsoft Windows that reads the screen either with a text-to-speech output or by a Refreshable Braille display. Student can easily navigate uCertify course using JAWS shortcut keys.

8. State of the Art Educator Tools

uCertify knows the importance of instructors and provide tools to help them do their job effectively. Instructors are able to clone and customize course. Do ability grouping. Create sections. Design grade scale and grade formula. Create and schedule assignments. Educators can also move a student from self-paced to mentor-guided to instructor-led mode in three clicks.

9. Award Winning Learning Platform (LMS)

uCertify has developed an award winning, highly interactive yet simple to use platform. The SIIA CODiE Awards is the only peer-reviewed program to showcase business and education technology's finest products and services. Since 1986, thousands of products, services and solutions have been recognized for achieving excellence. uCertify has won CODiE awards consecutively for last 7 years:

- **2014**
 1. Best Postsecondary Learning Solution

- **2015**
 1. Best Education Solution
 2. Best Virtual Learning Solution
 3. Best Student Assessment Solution
 4. Best Postsecondary Learning Solution
 5. Best Career and Workforce Readiness Solution
 6. Best Instructional Solution in Other Curriculum Areas
 7. Best Corporate Learning/Workforce Development Solution

- **2016**
 1. Best Virtual Learning Solution
 2. Best Education Cloud-based Solution
 3. Best College and Career Readiness Solution

4. Best Corporate / Workforce Learning Solution
5. Best Postsecondary Learning Content Solution
6. Best Postsecondary LMS or Learning Platform
7. Best Learning Relationship Management Solution

• **2017**

1. Best Overall Education Solution
2. Best Student Assessment Solution
3. Best Corporate/Workforce Learning Solution
4. Best Higher Education LMS or Learning Platform

• **2018**

1. Best Higher Education LMS or Learning Platform
2. Best Instructional Solution in Other Curriculum Areas
3. Best Learning Relationship Management Solution

• **2019**

1. Best Virtual Learning Solution
2. Best Content Authoring Development or Curation Solution
3. Best Higher Education Learning Management Solution (LMS)

• **2020**

1. Best College and Career Readiness Solution
2. Best Cross-Curricular Solution
3. Best Virtual Learning Solution

10. Chapter & Lessons

uCertify brings these textbooks to life. It is full of interactive activities that keeps the learner engaged. uCertify brings all available learning resources for a topic in one place so that the learner can efficiently learn without going to multiple places. Challenge questions are also embedded in the chapters so learners can attempt those while they are learning about that particular topic. This helps them grasp the concepts better because they can go over it again right away which improves learning.

Learners can do Flashcards, Exercises, Quizzes and Labs related to each chapter. At the end of every lesson, uCertify courses guide the learners on the path they should follow.

Syllabus

Chapter 1: Introduction

- What Is the PMP® Certification?
- How to Become PMP® Certified
- Who Should Buy This Book?
- The Exam Objectives
- PMP®: Project Management Professional Exam Study Guide, 9th Edition

Chapter 2: What Is a Project?

- Is It a Project?
- What Is Project Management?
- Skills Every Good Project Manager Needs
- Understanding Organizational Structures

- Understanding Project Life Cycles and Project Management Processes
- Agile Project Management
- Understanding How This Applies to Your Next Project
- Summary
- Exam Essentials

Chapter 3: Creating the Project Charter

- Exploring the Project Management Knowledge Areas
- Understanding How Projects Come About
- Kicking Off the Project Charter
- Formalizing and Publishing the Project Charter
- Identifying Stakeholders
- Introducing the Kitchen Heaven Project Case Study
- Understanding How This Applies to Your Next Project
- Summary
- Exam Essentials

Chapter 4: Developing the Project Scope Statement

- Developing the Project Management Plan
- Overview of the Project Scope Management Knowledge Area
- Plan Scope Management
- Collecting Requirements
- Defining Scope
- Writing the Project Scope Statement
- Creating the Work Breakdown Structure
- Understanding How This Applies to Your Next Project
- Summary
- Exam Essentials

Chapter 5: Creating the Project Schedule

- Overview of the Project Schedule Management Knowledge Area
- Creating the Schedule Management Plan
- Defining Activities
- Understanding the Sequence Activities Process
- Estimating Activity Resources
- Estimating Activity Durations

- Developing the Project Schedule
- Understanding How This Applies to Your Next Project
- Summary
- Exam Essentials

Chapter 6: Developing the Project Budget and Communicating the Plan

- Overview of the Project Cost Management Knowledge Area
- Creating the Cost Management Plan
- Estimating Costs
- Establishing the Cost Baseline
- Understanding Stakeholders
- Overview of the Project Communication Management Knowledge Area
- Communicating the Plan
- Understanding How This Applies to Your Next Project
- Summary
- Exam Essentials

Chapter 7: Risk Planning

- Planning for Risks
- Overview of the Project Risk Management Knowledge Area
- Planning Your Risk Management
- Identifying Potential Risk
- Analyzing Risks Using Qualitative Techniques
- Quantifying Risk
- Developing a Risk Response Plan
- Understanding How This Applies to Your Next Project
- Summary
- Exam Essentials

Chapter 8: Planning Project Resources

- Overview of the Project Procurement Management Knowledge Area
- Procurement Planning
- Overview of the Project Resource Management Knowledge Area
- Developing the Resource Management Plan
- Project Quality Management Knowledge Area Overview
- Quality Planning

- Bringing It All Together
- Understanding How This Applies to Your Next Project
- Summary
- Exam Essentials

Chapter 9: Developing the Project Team

- Directing and Managing Project Work
- Acquiring the Project Team and Project Resources
- Developing the Project Team
- Managing Project Teams
- Implement Risk Responses
- Understanding How This Applies to Your Next Project
- Summary
- Exam Essentials

Chapter 10: Conducting Procurements and Sharing Information

- Conducting Procurements
- Laying Out Quality Assurance Procedures

- Manage Project Knowledge
- Managing Project Information
- Managing Stakeholder Engagement
- Understanding How This Applies to Your Next Project
- Summary
- Exam Essentials

Chapter 11: Measuring and Controlling Project Performance

- Monitoring and Controlling Project Work
- Controlling Procurements
- Monitoring Communications
- Managing Perform Integrated Change Control
- Monitoring Stakeholder Engagement
- Understanding How This Applies to Your Next Project
- Summary
- Exam Essentials

Chapter 12: Controlling Work Results

- Monitoring and Controlling Risk
- Controlling Cost Changes
- Monitoring and Controlling Schedule Changes
- Utilizing Control Quality Techniques
- Validating Project Scope
- Controlling Scope
- Controlling Resources
- Understanding How This Applies to Your Next Project
- Summary
- Exam Essentials

Chapter 13: Closing the Project and Applying Professional Responsibility

- Formulating Project Closeout
- Closing Out the Project
- Closing Out the Procurements
- Balancing Stakeholders' Interests at Project Close
- Professional Responsibility
- Applying Professional Knowledge

- Understanding How This Applies to Your Next Project
- Summary
- Exam Essentials

Chapter 14: Appendix A: Process Inputs and Outputs

- Initiating Processes
- Planning Processes
- Executing Processes
- Monitoring and Controlling Processes
- Closing Processes

Chapter 15: Appendix B: PMP Objectives

- PMP Objectives as Per the PMBOK Exam Content Outline

Chapter 16: Appendix C: PMP Videos

Videos and How To

uCertify course includes videos to help understand concepts. It also includes How Tos that help learners in accomplishing certain tasks.

44
VIDEOS

13:38
HOURS

11. Practice Test

uCertify provides full length practice tests. These tests closely follow the exam objectives and are designed to simulate real exam conditions. Each course has a number of test sets consisting of hundreds of items to ensure that learners are prepared for the certification exam.

Here's what you get

100
PRE-ASSESSMENTS QUESTIONS

200
POST-ASSESSMENTS QUESTIONS

Features

Full Remediation

Each question comes with detailed remediation explaining not only why an answer option is correct

but also why it is incorrect.

Unlimited Practice

Each test can be taken unlimited number of times until the learner feels they are prepared. Learner can review the test and read detailed remediation. Detailed test history is also available.

Learn, Test and Review Mode

Each test set comes with learn, test and review modes. In learn mode, learners will attempt a question and will get immediate feedback and complete remediation as they move on to the next question. In test mode, learners can take a timed test simulating the actual exam conditions. In review mode, learners can read through one item at a time without attempting it.

12. Performance Based Labs

uCertify's performance-based labs are simulators that provides virtual environment. Labs deliver hands on experience with minimal risk and thus replace expensive physical labs. uCertify Labs are cloud-based, device-enabled and can be easily integrated with an LMS. Features of uCertify labs:

- Provide hands-on experience in a safe, online environment
- Labs simulate real world, hardware, software & CLI environment
- Flexible and inexpensive alternative to physical Labs
- Comes with well-organized component library for every task
- Highly interactive - learn by doing
- Explanations and remediation available
- Videos on how to perform

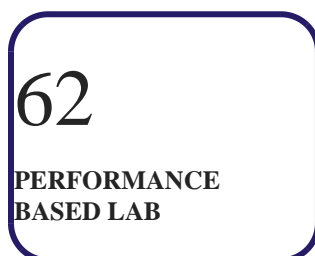
Lab Tasks

- Identifying the PMO types
- Understanding organizational structures
- Understanding project management process groups
- Identifying cash flow analysis techniques

- Understanding stakeholders
- Identifying the Develop Project Management Plan inputs
- Understanding the decomposition process
- Understanding the schedule management plan elements
- Identifying the Define Activities process inputs
- Understanding the Define Activities process outputs
- Understanding the types of logical relationships
- Understanding the types of dependencies
- Identifying the Estimate Activity Resources process inputs.
- Understanding the resource optimization techniques
- Identifying the critical chain process steps
- Understanding the cost management plan elements
- Identifying the Estimate Costs process inputs
- Understanding the cost baseline
- Understanding cost aggregation
- Understanding the Determine Budget process inputs
- Understanding stakeholder engagement levels
- Understanding communication methods
- Understanding the risk management plan elements
- Understanding risk categories
- Understanding risk attitude elements
- Understanding the data gathering techniques
- Identifying the Perform Qualitative Risk Analysis process inputs
- Understanding the Perform Quantitative Risk Analysis outputs
- Understanding strategies for threats
- Understanding contracts
- Understanding the fixed-price contract types
- Understanding the contract categories
- Understanding the enterprise environmental factors
- Understanding roles and responsibilities elements
- Understanding the Plan Quality Management process outputs
- Understanding change request actions
- Identifying the Acquire Resources process tools
- Identifying the stages of team development
- Understanding the motivational theories

- Identifying the Manage Team process outputs
- Understanding the resolving conflict styles
- Identifying the Conduct Procurements process inputs
- Understanding the contract life cycle stages
- Understanding quality audits
- Understanding the data representation techniques
- Understanding the organizational process assets updates elements
- Identifying the Manage Stakeholder Engagement process inputs
- Understanding the forecasting methods
- Understanding the Control Procurements process tools
- Identifying the Monitor Communications process outputs
- Understanding the Monitor Communications process inputs
- Understanding Change Control concerns
- Understanding the configuration control activities
- Identifying the Change Control process inputs
- Understanding variance and trend analysis
- Identifying the Control Costs process outputs
- Understanding EVM key measurements
- Identifying the Control Costs process inputs
- Identifying the Control Schedule process inputs
- Understanding a control chart
- Understanding the formal types of project endings
- Understanding focus areas for code of ethics

Here's what you get



13. Post-Assessment

After completion of the uCertify course Post-Assessments are given to students and often used in conjunction with a Pre-Assessment to measure their achievement and the effectiveness of the exam.

Have Any Query? We Are Happy To Help!

GET IN TOUCH:

■ Contact No

■ Email: sales@ucertify.com

■ www.uCertify.com