



Course Outline

PMI-SP Scheduling Professional - V5



Contents

1. Course Objective
2. Pre-Assessment
3. Exercises, Quizzes, Flashcards & Glossary
 - Number of Questions
4. Expert Instructor-Led Training
5. ADA Compliant & JAWS Compatible Platform
6. State of the Art Educator Tools
7. Award Winning Learning Platform (LMS)
8. Chapter & Lessons
 - Syllabus
 - Chapter 1: All About the PMI-SP Certification
 - Chapter 2: Project Integration Management
 - Chapter 3: Creating a Schedule Strategy
 - Chapter 4: Schedule Planning and Development, Part I
 - Chapter 5: Schedule Planning and Development, Part II
 - Chapter 6: Schedule Monitoring and Controlling
 - Chapter 7: Schedule Closeout
 - Chapter 8: Stakeholder Communications Management
 - Chapter 9: Project Time Management Processes
 - Chapter 10: Cross-Cutting Knowledge and Skills
- Videos and How To
9. Practice Test
 - Here's what you get
 - Features
10. Post-Assessment

1. Course Objective

Prepare for the PMI Scheduling Professional certification exam with the PMI Scheduling Professional V5 course. The course focuses on the objectives of the PMI SP exam and teaches you how to deliver the quality project with the constraints of schedules, budget, and resources. It covers all the aspects of project scheduling, maintaining, and delivering. The course also gives a comprehensive view on project schedules which is key to managing activities, resources, dependencies, and ultimately project outcomes.

uCertify is now the Registered Education Provider of PMI

uCertify's PMI courses follow the PMI certification exam objectives and domains, ensuring you receive the training and knowledge required to pass the exam. Our PMI certification courses have earned the [PMI Registered Education Provider](#) designation, which ensures your success in the exam.

2. Pre-Assessment

Pre-Assessment lets you identify the areas for improvement before you start your prep. It determines what students know about a topic before it is taught and identifies areas for improvement with question assessment before beginning the course.

3. Exercises

There is no limit to the number of times learners can attempt these. Exercises come with detailed remediation, which ensures that learners are confident on the topic before proceeding.

48
EXERCISES

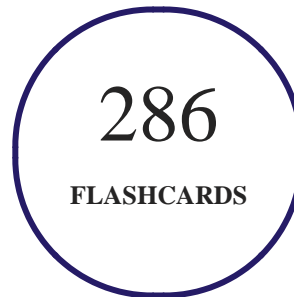
4. Quizzes

Quizzes test your knowledge on the topics of the exam when you go through the course material. There is no limit to the number of times you can attempt it.

96
QUIZZES

5. Flashcards

Flashcards are effective memory-aiding tools that help you learn complex topics easily. The flashcard will help you in memorizing definitions, terminologies, key concepts, and more. There is no limit to the number of times learners can attempt these. Flashcards help master the key concepts.



6. Glossary of terms

uCertify provides detailed explanations of concepts relevant to the course through Glossary. It contains a list of frequently used terminologies along with its detailed explanation. Glossary defines the key terms.



7. Expert Instructor-Led Training

uCertify uses the content from the finest publishers and only the IT industry's finest instructors. They have a minimum of 15 years real-world experience and are subject matter experts in their fields. Unlike a live class, you can study at your own pace. This creates a personal learning experience and gives you all the benefit of hands-on training with the flexibility of doing it around your schedule 24/7.

8. ADA Compliant & JAWS Compatible Platform

uCertify course and labs are ADA (Americans with Disability Act) compliant. It is now more

accessible to students with features such as:

- Change the font, size, and color of the content of the course
- Text-to-speech, reads the text into spoken words
- Interactive videos, how-tos videos come with transcripts and voice-over
- Interactive transcripts, each word is clickable. Students can clip a specific part of the video by clicking on a word or a portion of the text.

JAWS (Job Access with Speech) is a computer screen reader program for Microsoft Windows that reads the screen either with a text-to-speech output or by a Refreshable Braille display. Student can easily navigate uCertify course using JAWS shortcut keys.

9. State of the Art Educator Tools

uCertify knows the importance of instructors and provide tools to help them do their job effectively. Instructors are able to clone and customize course. Do ability grouping. Create sections. Design grade scale and grade formula. Create and schedule assignments. Educators can also move a student from self-paced to mentor-guided to instructor-led mode in three clicks.

10. Award Winning Learning Platform (LMS)

uCertify has developed an award winning, highly interactive yet simple to use platform. The SIIA CODiE Awards is the only peer-reviewed program to showcase business and education technology's finest products and services. Since 1986, thousands of products, services and solutions have been recognized for achieving excellence. uCertify has won CODiE awards consecutively for last 5 years:

- **2014**
 1. Best Postsecondary Learning Solution
- **2015**
 1. Best Education Solution
 2. Best Virtual Learning Solution

3. Best Student Assessment Solution
4. Best Postsecondary Learning Solution
5. Best Career and Workforce Readiness Solution
6. Best Instructional Solution in Other Curriculum Areas
7. Best Corporate Learning/Workforce Development Solution

- **2016**

1. Best Virtual Learning Solution
2. Best Education Cloud-based Solution
3. Best College and Career Readiness Solution
4. Best Corporate / Workforce Learning Solution
5. Best Postsecondary Learning Content Solution
6. Best Postsecondary LMS or Learning Platform
7. Best Learning Relationship Management Solution

- **2017**

1. Best Overall Education Solution
2. Best Student Assessment Solution
3. Best Corporate/Workforce Learning Solution
4. Best Higher Education LMS or Learning Platform

- **2018**

1. Best Higher Education LMS or Learning Platform
2. Best Instructional Solution in Other Curriculum Areas
3. Best Learning Relationship Management Solution

11. Chapter & Lessons

uCertify brings these textbooks to life. It is full of interactive activities that keeps the learner engaged. uCertify brings all available learning resources for a topic in one place so that the learner can efficiently learn without going to multiple places. Challenge questions are also embedded in the chapters so learners can attempt those while they are learning about that particular topic. This helps them grasp the concepts better because they can go over it again right away which improves learning.

Learners can do Flashcards, Exercises, Quizzes and Labs related to each chapter. At the end of every

lesson, uCertify courses guide the learners on the path they should follow.

Syllabus

Chapter 1: All About the PMI-SP Certification

- Defining the PMI-SP Certification
- Reviewing the PMI-SP Examination
- End of Lesson Review

Chapter 2: Project Integration Management

- Developing Project Charter
- Developing the Project Management Plan
- Directing and Managing the Project Work
- Monitoring and Controlling the Project Work
- Perform Integrated Change Control
- Close the Project or Project Phase
- End of Lesson Review

Chapter 3: Creating a Schedule Strategy

- Task 1: Schedule Strategy
- Task 2: Schedule Strategy
- Task 3: Schedule Strategy
- Task 4: Schedule Strategy
- Task 5: Schedule Strategy
- End of Lesson Review

Chapter 4: Schedule Planning and Development, Part I

- Task 1: Schedule Planning and Development
- Task 2: Schedule Planning and Development
- Task 3: Schedule Planning and Development
- Task 4: Sequence Activities
- Task 5: Analyzing Project Network Diagrams
- Task 6: Manage the Project Resources
- End of Lesson Review

Chapter 5: Schedule Planning and Development, Part II

- Task 7: Adjusting the Schedule Module

- Task 8: Aligning with Program Plan
- Task 9: Analyze the Major Milestones
- Task 10: Manage the Schedule Risks
- Task 11: Manage the Schedule Risks
- Task 12: Establish Performance Measurement Baseline
- End of Lesson Review

Chapter 6: Schedule Monitoring and Controlling

- Task 1: Schedule Monitoring and Controlling
- Task 2: Schedule Monitoring and Controlling
- Task 3: Schedule Monitoring and Controlling
- Task 4: Schedule Monitoring and Controlling
- Task 5: Schedule Monitoring and Controlling
- Task 6: Schedule Monitoring and Controlling
- End of Lesson Review

Chapter 7: Schedule Closeout

- Task 1: Schedule Closeout

- Task 2: Schedule Closeout
- Task 3: Schedule Closeout
- Task 4: Schedule Closeout
- Task 5: Schedule Closeout
- End of Lesson Review

Chapter 8: Stakeholder Communications Management

- Task 1: Stakeholder Communications Management
- Task 2: Stakeholder Communications Management
- Task 3: Stakeholder Communications Management
- Task 4: Stakeholder Communications Management
- End of Lesson Review

Chapter 9: Project Time Management Processes

- Plan Schedule Management
- Defining the Project Activities
- Sequencing the Project Activities
- Estimating the Activity Resources

- Estimating the Activity Durations
- Developing the Project Schedule
- Controlling the Project Schedule
- End of Lesson Review

Chapter 10: Cross-Cutting Knowledge and Skills

- Reviewing the Cross-Cutting Knowledge and Skills
- Preparing to Pass the PMI-SP Exam
- End of Lesson Review

Videos and How To

uCertify course includes videos to help understand concepts. It also includes How Tos that help learners in accomplishing certain tasks.

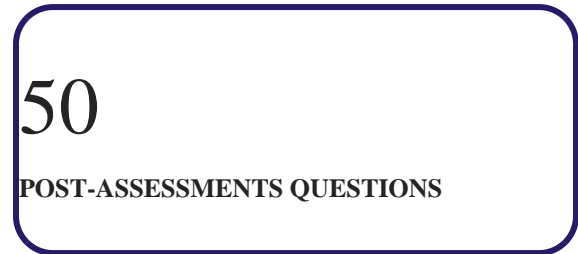
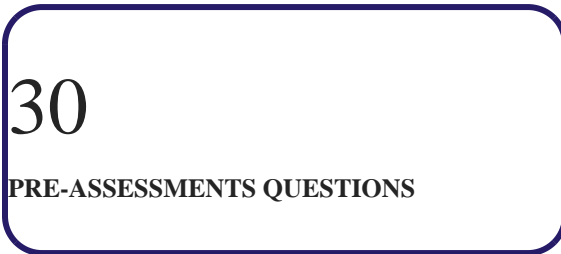
22
VIDEOS

01:54
HOURS

12. Practice Test

uCertify provides full length practice tests. These tests closely follow the exam objectives and are designed to simulate real exam conditions. Each course has a number of test sets consisting of hundreds of items to ensure that learners are prepared for the certification exam.

Here's what you get



Features

Full Remediation

Each question comes with detailed remediation explaining not only why an answer option is correct but also why it is incorrect.

Unlimited Practice

Each test can be taken unlimited number of times until the learner feels they are prepared. Learner can review the test and read detailed remediation. Detailed test history is also available.

Learn, Test and Review Mode

Each test set comes with learn, test and review modes. In learn mode, learners will attempt a question and will get immediate feedback and complete remediation as they move on to the next question. In test mode, learners can take a timed test simulating the actual exam conditions. In review mode, learners can read through one item at a time without attempting it.

13. Post-Assessment

After completion of the uCertify course Post-Assessments are given to students and often used in conjunction with a Pre-Assessment to measure their achievement and the effectiveness of the exam.

Have Any Query? We Are Happy To Help!

GET IN TOUCH:

■ Contact No

■ Email: sales@ucertify.com

■ www.uCertify.com