

# uCertify

## Course Outline

---

### Managing Modern Desktops



Lesson



Practice test



Lab

## Contents

1. Course Objective
2. Pre-Assessment
3. Exercises, Quizzes, Flashcards & Glossary
  - Number of Questions
4. Expert Instructor-Led Training
5. ADA Compliant & JAWS Compatible Platform
6. State of the Art Educator Tools
7. Award Winning Learning Platform (LMS)
8. Chapter & Lessons
  - Syllabus
  - Chapter 1: Introduction
  - Chapter 2: Installing and Updating Windows 10
  - Chapter 3: Managing Authentication
  - Chapter 4: Managing Devices
  - Chapter 5: Planning and Managing Microsoft Intune
  - Chapter 6: Managing Security
  - Chapter 7: Configuring Auditing
  - Videos and How To
9. Practice Test
  - Here's what you get
  - Features
10. Performance Based Labs
  - Lab Tasks
  - Here's what you get
11. Post-Assessment

## 1. Course Objective

Gain hands-on experience to pass the Microsoft MD-101 certification exam with the Managing Modern Desktops course and lab. The lab is cloud-based, device-enabled, and can easily be integrated with an LMS. The MD-101 course and lab comprehensively cover the Microsoft MD-101 certification exam objectives and provide the knowledge required to manage security, devices, and authentication; configure audit, plan and manage Microsoft Intune, and more. The MD-101 training course also will help you learn how to install and update Windows 10.

## 2. Pre-Assessment

Pre-Assessment lets you identify the areas for improvement before you start your prep. It determines what students know about a topic before it is taught and identifies areas for improvement with question assessment before beginning the course.

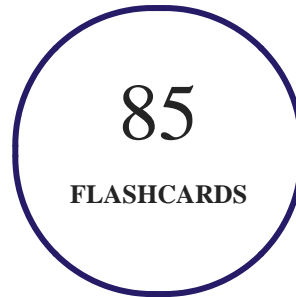
## 3. Quizzes

Quizzes test your knowledge on the topics of the exam when you go through the course material. There is no limit to the number of times you can attempt it.

60  
QUIZZES

## 4. Flashcards

Flashcards are effective memory-aiding tools that help you learn complex topics easily. The flashcard will help you in memorizing definitions, terminologies, key concepts, and more. There is no limit to the number of times learners can attempt these. Flashcards help master the key concepts.



## 5. Glossary of terms

uCertify provides detailed explanations of concepts relevant to the course through Glossary. It contains a list of frequently used terminologies along with its detailed explanation. Glossary defines the key terms.



## 6. Expert Instructor-Led Training

uCertify uses the content from the finest publishers and only the IT industry's finest instructors. They have a minimum of 15 years real-world experience and are subject matter experts in their fields. Unlike a live class, you can study at your own pace. This creates a personal learning experience and gives you all the benefit of hands-on training with the flexibility of doing it around your schedule 24/7.

## 7. ADA Compliant & JAWS Compatible Platform

uCertify course and labs are ADA (Americans with Disability Act) compliant. It is now more accessible to students with features such as:

- Change the font, size, and color of the content of the course
- Text-to-speech, reads the text into spoken words
- Interactive videos, how-tos videos come with transcripts and voice-over
- Interactive transcripts, each word is clickable. Students can clip a specific part of the video by clicking on a word or a portion of the text.

JAWS (Job Access with Speech) is a computer screen reader program for Microsoft Windows that reads the screen either with a text-to-speech output or by a Refreshable Braille display. Student can easily navigate uCertify course using JAWS shortcut keys.

## 8. State of the Art Educator Tools

uCertify knows the importance of instructors and provide tools to help them do their job effectively. Instructors are able to clone and customize course. Do ability grouping. Create sections. Design grade scale and grade formula. Create and schedule assignments. Educators can also move a student from self-paced to mentor-guided to instructor-led mode in three clicks.

## 9. Award Winning Learning Platform (LMS)

uCertify has developed an award winning, highly interactive yet simple to use platform. The SIIA CODiE Awards is the only peer-reviewed program to showcase business and education technology's finest products and services. Since 1986, thousands of products, services and solutions have been recognized for achieving excellence. uCertify has won CODiE awards consecutively for last 7 years:

- 2014

1. Best Postsecondary Learning Solution

• **2015**

1. Best Education Solution
2. Best Virtual Learning Solution
3. Best Student Assessment Solution
4. Best Postsecondary Learning Solution
5. Best Career and Workforce Readiness Solution
6. Best Instructional Solution in Other Curriculum Areas
7. Best Corporate Learning/Workforce Development Solution

• **2016**

1. Best Virtual Learning Solution
2. Best Education Cloud-based Solution
3. Best College and Career Readiness Solution
4. Best Corporate / Workforce Learning Solution
5. Best Postsecondary Learning Content Solution
6. Best Postsecondary LMS or Learning Platform
7. Best Learning Relationship Management Solution

• **2017**

1. Best Overall Education Solution
2. Best Student Assessment Solution
3. Best Corporate/Workforce Learning Solution
4. Best Higher Education LMS or Learning Platform

• **2018**

1. Best Higher Education LMS or Learning Platform
2. Best Instructional Solution in Other Curriculum Areas
3. Best Learning Relationship Management Solution

- 2019
  1. Best Virtual Learning Solution
  2. Best Content Authoring Development or Curation Solution
  3. Best Higher Education Learning Management Solution (LMS)
  
- 2020
  1. Best College and Career Readiness Solution
  2. Best Cross-Curricular Solution
  3. Best Virtual Learning Solution

## 10. Chapter & Lessons

uCertify brings these textbooks to life. It is full of interactive activities that keeps the learner engaged. uCertify brings all available learning resources for a topic in one place so that the learner can efficiently learn without going to multiple places. Challenge questions are also embedded in the chapters so learners can attempt those while they are learning about that particular topic. This helps them grasp the concepts better because they can go over it again right away which improves learning.

Learners can do Flashcards, Exercises, Quizzes and Labs related to each chapter. At the end of every lesson, uCertify courses guide the learners on the path they should follow.

### Syllabus

#### Chapter 1: Introduction

- The Microsoft Certification Program
  
- Who Should Read This Course?
  
- What's Inside?

- Objective Mapping

### Chapter 2: Installing and Updating Windows 10

- Understanding the Basics
- Understanding the Windows 10 Architecture
- Preparing to Install Windows 10
- Installing Windows 10
- Understanding Automated Deployment Options
- Deploying Unattended Installations
- Deploying with Windows Autopilot
- Understanding Windows Updates
- Summary
- Exam Essentials

### Chapter 3: Managing Authentication

- Active Directory vs. Azure Active Directory
- Managing Hybrid Networks
- Implementing Active Directory Federation Services



- Using PowerShell Commands
- Summary
- Exam Essentials

### Chapter 4: Managing Devices

- Understanding File Systems
- Configuring NTFS
- Configuring Disk Storage
- Using the Disk Management Utility
- Managing Storage
- Windows 10 Devices in Azure
- Summary
- Exam Essentials

### Chapter 5: Planning and Managing Microsoft Intune

- Managing Devices with Microsoft Intune
- Supporting Applications
- Understanding Updates

- PowerShell Commands
- Summary
- Exam Essentials

### Chapter 6: Managing Security

- Managing Windows Security
- Configuring Windows Firewall
- Managing Security
- Summary
- Exam Essentials

### Chapter 7: Configuring Auditing

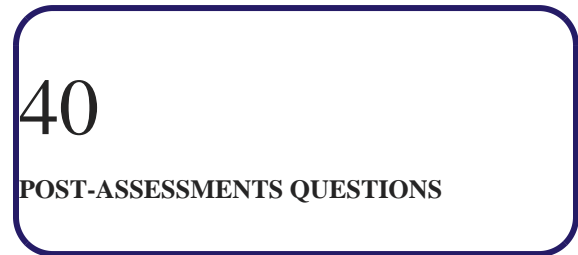
- Monitoring Windows
- Summary
- Exam Essentials

## 11. Practice Test

uCertify provides full length practice tests. These tests closely follow the exam objectives and are

designed to simulate real exam conditions. Each course has a number of test sets consisting of hundreds of items to ensure that learners are prepared for the certification exam.

## Here's what you get



## Features

### Full Remediation

Each question comes with detailed remediation explaining not only why an answer option is correct but also why it is incorrect.

### Unlimited Practice

Each test can be taken unlimited number of times until the learner feels they are prepared. Learner can review the test and read detailed remediation. Detailed test history is also available.

### Learn, Test and Review Mode

Each test set comes with learn, test and review modes. In learn mode, learners will attempt a question and will get immediate feedback and complete remediation as they move on to the next question. In test mode, learners can take a timed test simulating the actual exam conditions. In review mode, learners can read through one item at a time without attempting it.

## 12. Performance Based Labs

uCertify's performance-based labs are Live Labs. Learn the real world skills using Live Labs. uCertify Labs are cloud-based, device-enabled and can be easily integrated with an LMS. Features of uCertify labs:

- Provide hands-on experience in a safe, online environment
- Labs simulate real world, hardware, software & CLI environment
- Flexible and inexpensive alternative to physical Labs
- Comes with well-organized component library for every task
- Highly interactive - learn by doing
- Explanations and remediation available
- Videos on how to perform

## Lab Tasks

- Performing a Clean Install of Windows 10
- Configuring Locales
- Installing and Configuring MDT
- Using the System Preparation Tool
- Setting Up an On-Site Domain Controller
- Installing and Configuring the AD FS Role on a Computer Using Server Manager
- Converting a FAT32 Partition to NTFS using PowerShell
- Configuring Disk Quotas
- Converting a Basic Disk to a Dynamic Disk
- Installing and Configuring OneDrive
- Adding an MMC Snap-In
- Converting a Basic Disk to a GPT Disk
- Editing a Drive Letter
- Deleting a Partition
- Creating a New Volume
- Creating an Extended Volume

- Running a Quick Scan
- Creating a New Inbound Rule
- Using Performance Monitor
- Working with Task Manager
- Using Event Viewer

### Here's what you get




## 13. Post-Assessment


After completion of the uCertify course Post-Assessments are given to students and often used in conjunction with a Pre-Assessment to measure their achievement and the effectiveness of the exam.

CONNECT WITH US

 3187 Independence Drive  
Livermore, CA 94551,  
United States

 +1-415-763-6300

 support@ucertify.com

 www.ucertify.com