

uCertify

Course Outline

Adobe Illustrator CC 2020



Lesson



Practice test



Lab

Contents

1. Course Objective
2. Pre-Assessment
3. Exercises, Quizzes, Flashcards & Glossary
 Number of Questions
4. Expert Instructor-Led Training
5. ADA Compliant & JAWS Compatible Platform
6. State of the Art Educator Tools
7. Award Winning Learning Platform (LMS)
8. Chapter & Lessons
 Syllabus
 Chapter 1: Introduction
 Chapter 2: Introducing Illustrator
 Chapter 3: Creating Documents Containing Basic Shapes
 Chapter 4: Creating Documents Containing Customized Paths
 Chapter 5: Creating Graphics Containing Customized Text
 Chapter 6: Customizing Objects
 Chapter 7: Customizing Basic Shapes
 Chapter 8: Preparing Documents for Deployment
 Chapter 9: Appendix A: Mapping Course Content to Graphic Design & Illustration Using Adobe Illustrator Exam
 Chapter 10: Introduction
 Chapter 11: Drawing Complex Illustrations
 Chapter 12: Enhancing Artwork Using Painting Tools
 Chapter 13: Customizing Colors and Swatches

Chapter 14: Formatting Type

Chapter 15: Enhancing the Appearance of Artwork

Chapter 16: Preparing Content for Deployment

Chapter 17: Setting Project Requirements

Chapter 18: Appendix A: Mapping Course Content to Graphic Design & Illustration Using Adobe Illustrator Exam

Videos and How To

9. Practice Test

Here's what you get

Features

10. Performance Based Labs

Lab Tasks

Here's what you get

11. Post-Assessment

1. Course Objective

Gear up to prepare for the Adobe Illustrator certification exam with Adobe Illustrator CC 2020 course and lab. The lab is cloud-based, device-enabled, and can easily be integrated with an LMS. The course focuses on the objectives of the Illustrator exam and provides skills in creating and editing vector graphics including graphics for print, Web, and mobile platforms. The course also helps to create "drawn" graphics while enabling its users to integrate content from other domains.

2. Pre-Assessment

Pre-Assessment lets you identify the areas for improvement before you start your prep. It determines what students know about a topic before it is taught and identifies areas for improvement with question assessment before beginning the course.


3. Quizzes

Quizzes test your knowledge on the topics of the exam when you go through the course material. There is no limit to the number of times you can attempt it.

70
QUIZZES

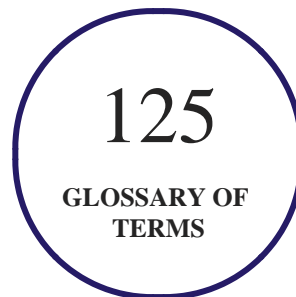
4. Flashcards

Flashcards are effective memory-aiding tools that help you learn complex topics easily. The flashcard will help you in memorizing definitions, terminologies, key concepts, and more. There is no limit to the number of times learners can attempt these. Flashcards help master the key concepts.



5. Glossary of terms

uCertify provides detailed explanations of concepts relevant to the course through Glossary. It contains a list of frequently used terminologies along with its detailed explanation. Glossary defines the key terms.



6. Expert Instructor-Led Training

uCertify uses the content from the finest publishers and only the IT industry's finest instructors. They have a minimum of 15 years real-world experience and are subject matter experts in their fields. Unlike a live class, you can study at your own pace. This creates a personal learning experience and gives you all the benefit of hands-on training with the flexibility of doing it around your schedule 24/7.

7. ADA Compliant & JAWS Compatible Platform

uCertify course and labs are ADA (Americans with Disability Act) compliant. It is now more accessible to students with features such as:

- Change the font, size, and color of the content of the course
- Text-to-speech, reads the text into spoken words
- Interactive videos, how-tos videos come with transcripts and voice-over
- Interactive transcripts, each word is clickable. Students can clip a specific part of the video by clicking on a word or a portion of the text.

JAWS (Job Access with Speech) is a computer screen reader program for Microsoft Windows that reads the screen either with a text-to-speech output or by a Refreshable Braille display. Student can easily navigate uCertify course using JAWS shortcut keys.

8. State of the Art Educator Tools

uCertify knows the importance of instructors and provide tools to help them do their job effectively. Instructors are able to clone and customize course. Do ability grouping. Create sections. Design grade scale and grade formula. Create and schedule assessments. Educators can also move a student from self-paced to mentor-guided to instructor-led mode in three clicks.

9. Award Winning Learning Platform (LMS)

uCertify has developed an award winning, highly interactive yet simple to use platform. The SIIA CODiE Awards is the only peer-reviewed program to showcase business and education technology's finest products and services. Since 1986, thousands of products, services and solutions have been recognized for achieving excellence. uCertify has won CODiE awards consecutively for last 7 years:

- 2014

1. Best Postsecondary Learning Solution

• **2015**

1. Best Education Solution
2. Best Virtual Learning Solution
3. Best Student Assessment Solution
4. Best Postsecondary Learning Solution
5. Best Career and Workforce Readiness Solution
6. Best Instructional Solution in Other Curriculum Areas
7. Best Corporate Learning/Workforce Development Solution

• **2016**

1. Best Virtual Learning Solution
2. Best Education Cloud-based Solution
3. Best College and Career Readiness Solution
4. Best Corporate / Workforce Learning Solution
5. Best Postsecondary Learning Content Solution
6. Best Postsecondary LMS or Learning Platform
7. Best Learning Relationship Management Solution

• **2017**

1. Best Overall Education Solution
2. Best Student Assessment Solution
3. Best Corporate/Workforce Learning Solution
4. Best Higher Education LMS or Learning Platform

• **2018**

1. Best Higher Education LMS or Learning Platform
2. Best Instructional Solution in Other Curriculum Areas
3. Best Learning Relationship Management Solution

- 2019
 1. Best Virtual Learning Solution
 2. Best Content Authoring Development or Curation Solution
 3. Best Higher Education Learning Management Solution (LMS)

- 2020
 1. Best College and Career Readiness Solution
 2. Best Cross-Curricular Solution
 3. Best Virtual Learning Solution

10. Chapter & Lessons

uCertify brings these textbooks to life. It is full of interactive activities that keeps the learner engaged. uCertify brings all available learning resources for a topic in one place so that the learner can efficiently learn without going to multiple places. Challenge questions are also embedded in the chapters so learners can attempt those while they are learning about that particular topic. This helps them grasp the concepts better because they can go over it again right away which improves learning.

Learners can do Flashcards, Exercises, Quizzes and Labs related to each chapter. At the end of every lesson, uCertify courses guide the learners on the path they should follow.

Syllabus

Chapter 1: Introduction

- Course Description

- How to Use This Course

- Course-Specific Technical Requirements

- Setting Up the Course
- Install the Course Data Files

Chapter 2: Introducing Illustrator

- Topic A: Apply Design Principles, Elements, and Graphics Composition
- Topic B: Evaluate Graphics Scalability
- Topic C: Navigate the User Interface
- Topic D: Customize the User Interface
- Summary

Chapter 3: Creating Documents Containing Basic Shapes

- Topic A: Create Documents
- Topic B: Save Documents
- Topic C: Draw Basic Shapes
- Summary

Chapter 4: Creating Documents Containing Customized Paths

- Topic A: Draw Paths

- Topic B: Modify Paths
- Summary

Chapter 5: Creating Graphics Containing Customized Text

- Topic A: Insert Text
- Topic B: Apply Flow Text Along a Path
- Topic C: Insert Bounded and Threaded Text
- Topic D: Apply Text Styles
- Topic E: Insert Typographical Characters
- Summary

Chapter 6: Customizing Objects

- Topic A: Import, Place, and Link Graphics
- Topic B: Alter the Appearance of Objects
- Summary

Chapter 7: Customizing Basic Shapes

- Topic A: Apply Strokes and Brushes

- Topic B: Fill Shapes
- Topic C: Apply Graphics Styles
- Topic D: Distort Text with Text Envelopes
- Summary

Chapter 8: Preparing Documents for Deployment

- Topic A: Update Text
- Topic B: Wrap Text
- Topic C: Hyphenate Text
- Topic D: Optimize Content for Print
- Topic E: Optimize Content for the Web
- Topic F: Optimize Content for PDF Documents
- Summary

Chapter 9: Appendix A: Mapping Course Content to Graphic Design & Illustration Using Adobe Illustrator Exam

Chapter 10: Introduction

- Course Description
- How to Use This Course

- Course-Specific Technical Requirements
- Setting Up the Course
- Install the Course Data Files

Chapter 11: Drawing Complex Illustrations

- Topic A: Apply the Grid, Guides, and Info Panel
- Topic B: Combine Objects to Create Complex Illustrations
- Topic C: Organize Artwork with Layers
- Topic D: Create a Perspective Drawing
- Topic E: Trace Artwork
- Summary

Chapter 12: Enhancing Artwork Using Painting Tools

- Topic A: Paint Objects Using Fills and Strokes
- Topic B: Paint Objects Using Live Paint Groups
- Topic C: Paint with Custom Brushes
- Topic D: Add Transparency and Blending Modes
- Topic E: Apply Meshes to Objects

- Topic F: Apply Patterns
- Summary

Chapter 13: Customizing Colors and Swatches

- Topic A: Manage Colors
- Topic B: Customize Swatches
- Topic C: Manage Color Groups
- Topic D: Adjust Color
- Summary

Chapter 14: Formatting Type

- Topic A: Set Character Formats
- Topic B: Apply Advanced Formatting Options to Type
- Summary

Chapter 15: Enhancing the Appearance of Artwork

- Topic A: Apply Effects to an Object
- Topic B: Create Graphic Styles

- Topic C: Apply a Mask to an Object
- Topic D: Apply Symbols and Symbol Sets
- Summary

Chapter 16: Preparing Content for Deployment

- Topic A: Prepare Artwork for Printing
- Topic B: Prepare Transparency and Colors for Printing
- Topic C: Create Slices and Image Maps
- Topic D: Save Graphics for the Web
- Topic E: Prepare Documents for Video
- Topic F: Prepare Files for Other Applications
- Summary

Chapter 17: Setting Project Requirements

- Topic A: Identify the Purpose, Audience, and Audience Needs
- Topic B: Determine and Evaluate Standard Copyrights for Artwork, Graphics, and Graphics Use
- Topic C: Determine and Evaluate Project Management Tasks and Responsibilities
- Summary

Chapter 18: Appendix A: Mapping Course Content to Graphic Design & Illustration Using Adobe Illustrator Exam

Videos and How To

uCertify course includes videos to help understand concepts. It also includes How Tos that help learners in accomplishing certain tasks.

10
VIDEOS

28
MINUTES

11. Practice Test

uCertify provides full length practice tests. These tests closely follow the exam objectives and are designed to simulate real exam conditions. Each course has a number of test sets consisting of hundreds of items to ensure that learners are prepared for the certification exam.

Here's what you get

32
PRE-ASSESSMENTS
QUESTIONS

2
FULL LENGTH TESTS

32
POST-ASSESSMENTS
QUESTIONS

Features

Full Remediation

Each question comes with detailed remediation explaining not only why an answer option is correct but also why it is incorrect.

Unlimited Practice

Each test can be taken unlimited number of times until the learner feels they are prepared. Learner can review the test and read detailed remediation. Detailed test history is also available.

Learn, Test and Review Mode

Each test set comes with learn, test and review modes. In learn mode, learners will attempt a question and will get immediate feedback and complete remediation as they move on to the next question. In test mode, learners can take a timed test simulating the actual exam conditions. In review mode, learners can read through one item at a time without attempting it.

12. Performance Based Labs

uCertify's performance-based labs are Live Labs. Learn the real world skills using Live Labs. uCertify Labs are cloud-based, device-enabled and can be easily integrated with an LMS. Features of uCertify labs:

- Provide hands-on experience in a safe, online environment
- Labs simulate real world, hardware, software & CLI environment
- Flexible and inexpensive alternative to physical Labs
- Comes with well-organized component library for every task
- Highly interactive - learn by doing
- Explanations and remediation available
- Videos on how to perform

Lab Tasks

- Navigating the User Interface
- Customizing the User Interface
- Creating Documents
- Saving a Document as a Template
- Drawing Basic Shapes
- Drawing Paths
- Modifying Paths
- Inserting Text
- Applying Flow Text Along a Path
- Insert Bounded Text
- Applying Text Styles
- Inserting Typographical Characters
- Placing the Imported Graphics
- Altering the Appearance of Objects
- Applying Strokes and Brushes
- Filling Shapes
- Applying Graphic Styles
- Distorting Text with Text Envelopes
- Updating Text
- Wrapping Text
- Hyphenating Text
- Optimizing Content for Print
- Optimizing Content for the Web
- Optimizing Content for PDF Documents
- Setting Guides and Grid Preferences
- Creating Complex Illustrations
- Organizing Artwork with Layers
- Creating a Perspective Drawing
- Tracing a Photograph

- Painting Objects with Gradients and Filled Paths
- Painting Objects Using Live Paint Groups
- Painting with Custom Brushes
- Adding Transparency and Blending Modes
- Applying Meshes to an Object
- Applying Patterns
- Managing Colors in Artwork
- Customizing a Swatch
- Managing a Color Group
- Adjusting Color
- Setting Character Formats
- Applying Advanced Formatting Options to Type
- Applying Effects to an Object
- Creating a Graphic Style
- Applying Masks to an Object
- Applying Symbols and Symbol Sets
- Preparing Artwork for Printing
- Preparing Transparency and Colors for Printing
- Creating Slices and Image Maps
- Saving Graphics for the Web
- Preparing a File for Use in Other Adobe Applications

Here's what you get

50
PERFORMANCE BASED
LAB

50
VIDEO TUTORIALS


03:14
HOURS

13. Post-Assessment


After completion of the uCertify course Post-Assessments are given to students and often used in conjunction with a Pre-Assessment to measure their achievement and the effectiveness of the exam.

CONNECT WITH US

 3187 Independence Drive
Livermore, CA 94551,
United States

 +1-415-763-6300

 support@ucertify.com

 www.ucertify.com