



# Course Outline


**CompTIA IT Fundamentals+ (ITF+)  
Study Guide: Exam FC0-U61, 2nd Edition  
(Course & Lab)**





## Contents

1. Course Objective
2. Pre-Assessment
3. Exercises, Quizzes, Flashcards & Glossary
  - Number of Questions
4. Expert Instructor-Led Training
5. ADA Compliant & JAWS Compatible Platform
6. State of the Art Educator Tools
7. Award Winning Learning Platform (LMS)
8. Chapter & Lessons
  - Syllabus
  - Chapter 1: Introduction
  - Chapter 2: Core Hardware Components
  - Chapter 3: Peripherals and Connectors
  - Chapter 4: Computing Devices and the Internet of Things
  - Chapter 5: Operating Systems
  - Chapter 6: Software Applications
  - Chapter 7: Software Development
  - Chapter 8: Database Fundamentals
  - Chapter 9: Networking Concepts and Technologies
  - Chapter 10: Security Concepts and Threats
  - Chapter 11: Security Best Practices
  - Chapter 12: Business Continuity and Computer Support
- Videos and How To
9. Practice Test
  - Here's what you get



Features

10. Performance Based Labs

Lab Tasks

Here's what you get

11. Post-Assessment




1.  **Course Objective**

Prepare for the CompTIA IT Fundamentals FC0-U61 certification exam with the CompTIA IT Fundamentals+ (ITF+) Study Guide: Exam FC0-U61, 2nd Edition course and lab. The lab simulates real-world, hardware, software, and command line interface environments and can be mapped to any text-book, course or training. The course and lab completely cover the CompTIA ITF+ FC0-U61 exam objectives and include topics such as IT concepts and terminology; infrastructure, applications and software; software development, database fundamentals, security, and more.

2.  **Pre-Assessment**

Pre-Assessment lets you identify the areas for improvement before you start your prep. It determines what students know about a topic before it is taught and identifies areas for improvement with question assessment before beginning the course.

3.  **Quizzes**


Quizzes test your knowledge on the topics of the exam when you go through the course material. There is no limit to the number of times you can attempt it.

220  
QUIZZES

4.  **Flashcards**



Flashcards are effective memory-aiding tools that help you learn complex topics easily. The flashcard will help you in memorizing definitions, terminologies, key concepts, and more. There is no limit to the number of times learners can attempt these. Flashcards help master the key concepts.



5.  **Glossary of terms**

uCertify provides detailed explanations of concepts relevant to the course through Glossary. It contains a list of frequently used terminologies along with its detailed explanation. Glossary defines the key terms.



6.  **Expert Instructor-Led Training**

uCertify uses the content from the finest publishers and only the IT industry's finest instructors. They have a minimum of 15 years real-world experience and are subject matter experts in their fields. Unlike a live class, you can study at your own pace. This creates a personal learning experience and gives you all the benefit of hands-on training with the flexibility of doing it around your schedule 24/7.

7.  **ADA Compliant & JAWS Compatible Platform**

uCertify course and labs are ADA (Americans with Disability Act) compliant. It is now more



accessible to students with features such as:

- Change the font, size, and color of the content of the course
- Text-to-speech, reads the text into spoken words
- Interactive videos, how-tos videos come with transcripts and voice-over
- Interactive transcripts, each word is clickable. Students can clip a specific part of the video by clicking on a word or a portion of the text.

JAWS (Job Access with Speech) is a computer screen reader program for Microsoft Windows that reads the screen either with a text-to-speech output or by a Refreshable Braille display. Student can easily navigate uCertify course using JAWS shortcut keys.

## 8. **State of the Art Educator Tools**

uCertify knows the importance of instructors and provide tools to help them do their job effectively. Instructors are able to clone and customize course. Do ability grouping. Create sections. Design grade scale and grade formula. Create and schedule assignments. Educators can also move a student from self-paced to mentor-guided to instructor-led mode in three clicks.

## 9. **Award Winning Learning Platform (LMS)**

uCertify has developed an award winning, highly interactive yet simple to use platform. The SIIA CODiE Awards is the only peer-reviewed program to showcase business and education technology's finest products and services. Since 1986, thousands of products, services and solutions have been recognized for achieving excellence. uCertify has won CODiE awards consecutively for last 5 years:

- **2014**
  1. Best Postsecondary Learning Solution
- **2015**
  1. Best Education Solution
  2. Best Virtual Learning Solution



3. Best Student Assessment Solution
4. Best Postsecondary Learning Solution
5. Best Career and Workforce Readiness Solution
6. Best Instructional Solution in Other Curriculum Areas
7. Best Corporate Learning/Workforce Development Solution

• **2016**

1. Best Virtual Learning Solution
2. Best Education Cloud-based Solution
3. Best College and Career Readiness Solution
4. Best Corporate / Workforce Learning Solution
5. Best Postsecondary Learning Content Solution
6. Best Postsecondary LMS or Learning Platform
7. Best Learning Relationship Management Solution

• **2017**

1. Best Overall Education Solution
2. Best Student Assessment Solution
3. Best Corporate/Workforce Learning Solution
4. Best Higher Education LMS or Learning Platform

• **2018**

1. Best Higher Education LMS or Learning Platform
2. Best Instructional Solution in Other Curriculum Areas
3. Best Learning Relationship Management Solution

10.  **Chapter & Lessons**

uCertify brings these textbooks to life. It is full of interactive activities that keeps the learner engaged. uCertify brings all available learning resources for a topic in one place so that the learner can efficiently learn without going to multiple places. Challenge questions are also embedded in the chapters so learners can attempt those while they are learning about that particular topic. This helps them grasp the concepts better because they can go over it again right away which improves learning.

Learners can do Flashcards, Exercises, Quizzes and Labs related to each chapter. At the end of every



lesson, uCertify courses guide the learners on the path they should follow.

## Syllabus

### Chapter 1: Introduction

- What Is the CompTIA IT Fundamentals Certification?
- Exam Objectives


### Chapter 2: Core Hardware Components

- Introducing Internal Components
- Exploring Motherboards, Processors, and Memory
- Exploring Storage and Expansion Devices
- Exploring Power and Cooling
- Summary
- Exam Essentials
- Written Lab

### Chapter 3: Peripherals and Connectors

- Understanding Common Peripherals, Interfaces, and Connectors





- Summary
- Exam Essentials
- Written Lab

## Chapter 4: Computing Devices and the Internet of Things

- Exploring Common Computing Devices
- Understanding the Internet of Things
- Summary
- Exam Essentials
- Written Lab

## Chapter 5: Operating Systems

- Operating System Fundamentals
- Managing an Operating System
- Summary
- Exam Essentials
- Written Lab

## Chapter 6: Software Applications




- Understanding Application Architecture and Installation
- Exploring Common Application Types
- Summary
- Exam Essentials
- Written Lab

## Chapter 7: Software Development

- Exploring Programming Languages
- Understanding Programming Concepts and Techniques
- Summary
- Exam Essentials
- Written Lab

## Chapter 8: Database Fundamentals

- Understanding Databases
- Summary
- Exam Essentials
- Written Lab



## Chapter 9: Networking Concepts and Technologies

- Exploring Connection Types and Features
- Understanding Network Connectivity Essentials
- Setting Up a Wireless Network
- Summary
- Exam Essentials
- Written Lab

## Chapter 10: Security Concepts and Threats

- Understanding Hackers and Motives
- Understanding Security Threats
- Understanding Access Control
- Summary
- Exam Essentials
- Written Lab

## Chapter 11: Security Best Practices

- Understanding Security Best Practices



- Summary
- Exam Essentials
- Written Lab

## Chapter 12: Business Continuity and Computer Support

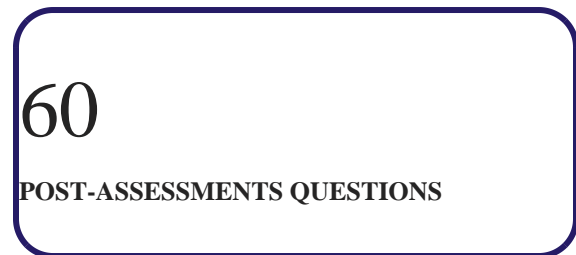
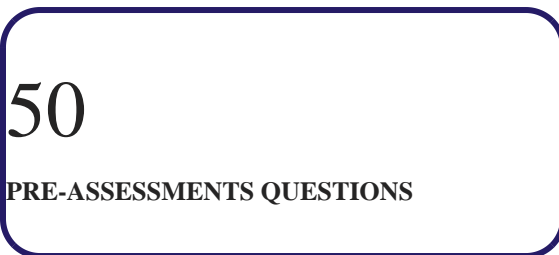
- Understanding Business Continuity
- Exploring Computer Support Concepts
- Summary
- Exam Essentials
- Written Lab

### 11. **Practice Test**

uCertify provides full length practice tests. These tests closely follow the exam objectives and are designed to simulate real exam conditions. Each course has a number of test sets consisting of hundreds of items to ensure that learners are prepared for the certification exam.



## Here's what you get



## Features

### Full Remediation

Each question comes with detailed remediation explaining not only why an answer option is correct but also why it is incorrect.

### Unlimited Practice

Each test can be taken unlimited number of times until the learner feels they are prepared. Learner can review the test and read detailed remediation. Detailed test history is also available.

### Learn, Test and Review Mode

Each test set comes with learn, test and review modes. In learn mode, learners will attempt a question and will get immediate feedback and complete remediation as they move on to the next question. In test mode, learners can take a timed test simulating the actual exam conditions. In review mode, learners can read through one item at a time without attempting it.

## 12. Performance Based Labs

uCertify's performance-based labs are simulators that provides virtual environment. Labs deliver hands on experience with minimal risk and thus replace expensive physical labs. uCertify Labs are cloud-based, device-enabled and can be easily integrated with an LMS. Features of uCertify labs:

- Provide hands-on experience in a safe, online environment



- Labs simulate real world, hardware, software & CLI environment
- Flexible and inexpensive alternative to physical Labs
- Comes with well-organized component library for every task
- Highly interactive - learn by doing
- Explanations and remediation available
- Videos on how to perform

## Lab Tasks

- Identifying the Motherboard Form Factors
- Installing a Motherboard, Processor, and Processor Fan
- Identifying Motherboard Slots
- Installing PCIe Cards on the Motherboard
- Identifying Slots of a Motherboard
- Installing a PCI Sound Card
- Identifying Types of RAM
- Assessing Computer's RAM and Virtual Memory
- Examining Hard Drives in Windows
- Connecting the Motherboard to the Internal Hard Disk
- Identifying Video Card Components
- Installing SMPS and Connecting it to the Motherboard
- Configuring Mouse Properties
- Disabling a Touchpad
- Configuring Language in Windows
- Installing an IP Printer
- Identifying Printer Types
- Identifying a Daisy-Wheel Printer
- Connecting Speakers to a Computer
- Connecting a Keyboard, Mouse, and Monitor to a Computer
- Connecting a Monitor and Headset to a Computer
- Identifying Function Keys of a Keyboard



- Identifying Video Ports and Connectors
- Identifying Computer Power Supply Connectors
- Changing Screen Resolution
- Replacing the Battery of a Smartphone and Inserting a Memory Card
- Identifying Features of a Laptop and Tablet
- Defining Operating System Functions
- Creating a Shortcut
- Creating a Password-Protected User Account
- Creating a Standard User Account
- Viewing Driver Details
- Deleting a Partition
- Creating a New Volume
- Changing the System's Virtual Memory
- Running the Disk Cleanup Utility
- Configuring Windows User Account Control
- Creating a Task with Task Scheduler
- Manipulating Files
- Installing Operating System Features
- Uninstalling an Application
- Uninstalling and Reinstalling a Device Driver
- Disabling and Enabling a Device in Device Manager
- Rolling Back a Driver
- Updating a Driver
- Enabling Windows Update
- Installing 7-Zip
- Managing Cookies and Cache in Microsoft Edge
- Configuring the Edge Pop-Up Blocker
- Downloading and Installing the Adobe Acrobat Reader
- Using 7-Zip to Create an Archive
- Running Antivirus
- Turning on Windows Firewall
- Setting Up a DMZ on a SOHO Router
- Converting a Decimal Number to Binary
- Creating "Hello, world!" in HTML
- Understanding Data Types



- Deleting a Table
- Creating a Database and a Table
- Importing Data from Excel to Access
- Obtaining Automatic Private IP Addressing
- Configuring Automatic Private IP Addressing
- Accessing the Windows 10 Wireless Properties
- Connecting a Wireless Router to a Laptop
- Configuring Windows 10 Wireless Settings
- Configuring a Wireless Client
- Configuring a DHCP Role with Error Notification
- Creating a DoS Attack Scenario
- Identifying the Denial of Service Attack
- Understanding Single Sign-On
- Applying a Screen Saver
- Backing Up a Windows Security Certificate
- Starting and Stopping a Service
- Backing Up Files
- Restoring Files
- Booting Into Safe Mode
- Creating a Restore Point
- Restoring a Restore Point
- Running an Application in Compatibility Mode
- Using the System Configuration Utility
- Creating a Desktop Shortcut for MSConfig


## Here's what you get

**81**  
PERFORMANCE BASED  
LAB

**66**  
VIDEO TUTORIALS

**01**  
MINUTES





13.  **Post-Assessment**

After completion of the uCertify course Post-Assessments are given to students and often used in conjunction with a Pre-Assessment to measure their achievement and the effectiveness of the exam.

**Have Any Query? We Are Happy To Help!**

**GET IN TOUCH:**

 **Contact No**

 **Email** [sales@ucertify.com](mailto:sales@ucertify.com)

 **www** [uCertify.com](http://www.uCertify.com)