




Course Outline


CCNA Security 210-260 Official Cert Guide





Contents

1. Course Objective
2. Pre-Assessment
3. Exercises, Quizzes, Flashcards & Glossary
 - Number of Questions
4. Expert Instructor-Led Training
5. ADA Compliant & JAWS Compatible Platform
6. State of the Art Educator Tools
7. Award Winning Learning Platform (LMS)
8. Chapter & Lessons
 - Syllabus
 - Chapter 1: Introduction
 - Chapter 2: Networking Security Concepts
 - Chapter 3: Common Security Threats
 - Chapter 4: Implementing AAA in Cisco IOS
 - Chapter 5: Bring Your Own Device (BYOD)
 - Chapter 6: Fundamentals of VPN Technology and Cryptography
 - Chapter 7: Fundamentals of IP Security
 - Chapter 8: Implementing IPsec Site-to-Site VPNs
 - Chapter 9: Implementing SSL VPNs Using Cisco ASA
 - Chapter 10: Securing Layer 2 Technologies
 - Chapter 11: Network Foundation Protection
 - Chapter 12: Securing the Management Plane on Cisco IOS Devices
 - Chapter 13: Securing the Data Plane in IPv6
 - Chapter 14: Securing Routing Protocols and the Control Plane
 - Chapter 15: Understanding Firewall Fundamentals



Chapter 16: Implementing Cisco IOS Zone-Based Firewalls

Chapter 17: Configuring Basic Firewall Policies on Cisco ASA

Chapter 18: Cisco IDS/IPS Fundamentals

Chapter 19: Mitigation Technologies for E-mail-Based and Web-Based Threats

Chapter 20: Mitigation Technologies for Endpoint Threats

Chapter 21: Final Preparation

Videos and How To

9. Practice Test

Here's what you get

Features

10. Performance Based Labs

Lab Tasks

Here's what you get

11. Post-Assessment



1. Course Objective

Prepare for the Cisco CCNA 210-260 exam with the CCNA Security 210-260 Official Cert Guide course and lab. Lab simulates real-world, hardware, software, and command-line interface environments and can be mapped to any text-book, course or training. The course and lab cover the objectives of the Cisco CCNA 210-260 exam and teach candidates how to secure Cisco networks, develop a security infrastructure, recognize threats and vulnerabilities to networks; and mitigate security threats.

2. Pre-Assessment


Pre-Assessment lets you identify the areas for improvement before you start your prep. It determines what students know about a topic before it is taught and identifies areas for improvement with question assessment before beginning the course.

3. Quizzes

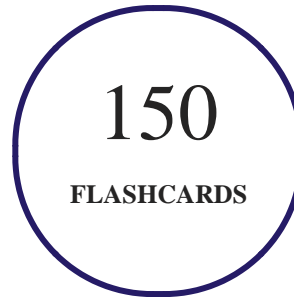
Quizzes test your knowledge on the topics of the exam when you go through the course material. There is no limit to the number of times you can attempt it.

198
QUIZZES

4. Flashcards



Flashcards are effective memory-aiding tools that help you learn complex topics easily. The flashcard will help you in memorizing definitions, terminologies, key concepts, and more. There is no limit to the number of times learners can attempt these. Flashcards help master the key concepts.



5. **Glossary of terms**

uCertify provides detailed explanations of concepts relevant to the course through Glossary. It contains a list of frequently used terminologies along with its detailed explanation. Glossary defines the key terms.




6. **Expert Instructor-Led Training**

uCertify uses the content from the finest publishers and only the IT industry's finest instructors. They have a minimum of 15 years real-world experience and are subject matter experts in their fields. Unlike a live class, you can study at your own pace. This creates a personal learning experience and gives you all the benefit of hands-on training with the flexibility of doing it around your schedule 24/7.

7. **ADA Compliant & JAWS Compatible Platform**

uCertify course and labs are ADA (Americans with Disability Act) compliant. It is now more



accessible to students with features such as:

- Change the font, size, and color of the content of the course
- Text-to-speech, reads the text into spoken words
- Interactive videos, how-tos videos come with transcripts and voice-over
- Interactive transcripts, each word is clickable. Students can clip a specific part of the video by clicking on a word or a portion of the text.

JAWS (Job Access with Speech) is a computer screen reader program for Microsoft Windows that reads the screen either with a text-to-speech output or by a Refreshable Braille display. Student can easily navigate uCertify course using JAWS shortcut keys.


8. State of the Art Educator Tools

uCertify knows the importance of instructors and provide tools to help them do their job effectively. Instructors are able to clone and customize course. Do ability grouping. Create sections. Design grade scale and grade formula. Create and schedule assignments. Educators can also move a student from self-paced to mentor-guided to instructor-led mode in three clicks.

9. Award Winning Learning Platform (LMS)

uCertify has developed an award winning, highly interactive yet simple to use platform. The SIIA CODiE Awards is the only peer-reviewed program to showcase business and education technology's finest products and services. Since 1986, thousands of products, services and solutions have been recognized for achieving excellence. uCertify has won CODiE awards consecutively for last 5 years:

- **2014**
 1. Best Postsecondary Learning Solution
- **2015**
 1. Best Education Solution
 2. Best Virtual Learning Solution



3. Best Student Assessment Solution
4. Best Postsecondary Learning Solution
5. Best Career and Workforce Readiness Solution
6. Best Instructional Solution in Other Curriculum Areas
7. Best Corporate Learning/Workforce Development Solution

- **2016**

1. Best Virtual Learning Solution
2. Best Education Cloud-based Solution
3. Best College and Career Readiness Solution
4. Best Corporate / Workforce Learning Solution
5. Best Postsecondary Learning Content Solution
6. Best Postsecondary LMS or Learning Platform
7. Best Learning Relationship Management Solution

- **2017**

1. Best Overall Education Solution
2. Best Student Assessment Solution
3. Best Corporate/Workforce Learning Solution
4. Best Higher Education LMS or Learning Platform


- **2018**

1. Best Higher Education LMS or Learning Platform
2. Best Instructional Solution in Other Curriculum Areas
3. Best Learning Relationship Management Solution

10. Chapter & Lessons

uCertify brings these textbooks to life. It is full of interactive activities that keeps the learner engaged. uCertify brings all available learning resources for a topic in one place so that the learner can efficiently learn without going to multiple places. Challenge questions are also embedded in the chapters so learners can attempt those while they are learning about that particular topic. This helps them grasp the concepts better because they can go over it again right away which improves learning.

Learners can do Flashcards, Exercises, Quizzes and Labs related to each chapter. At the end of every



lesson, uCertify courses guide the learners on the path they should follow.


Syllabus

Chapter 1: Introduction

Chapter 2: Networking Security Concepts

- Understanding Network and Information Security Basics
- Recognizing Current Network Threats
- Applying Fundamental Security Principles to Network Design
- Review All the Key Topics

Chapter 3: Common Security Threats




- Network Security Threat Landscape
- Distributed Denial-of-Service Attacks
- Social Engineering Methods
- Malware Identification Tools
- Data Loss and Exfiltration Methods
- Summary
- Review All the Key Topics

Chapter 4: Implementing AAA in Cisco IOS

- Cisco Secure ACS, RADIUS, and TACACS
- Configuring Routers to Interoperate with an ACS Server
- Configuring the ACS Server to Interoperate with a Router
- Verifying and Troubleshooting Router-to-ACS Server Interactions
- Review All the Key Topics
- Command Reference to Check Your Memory

Chapter 5: Bring Your Own Device (BYOD)

- Foundation Topics




- Bring Your Own Device Fundamentals
- BYOD Architecture Framework
- Mobile Device Management
- Exam Preparation Tasks
- Review All the Key Topics

Chapter 6: Fundamentals of VPN Technology and Cryptography

- Understanding VPNs and Why We Use Them
- Cryptography Basic Components
- Public Key Infrastructure
- Putting the Pieces of PKI to Work
- Review All the Key Topics
- Command Reference to Check Your Memory

Chapter 7: Fundamentals of IP Security

- IPsec Concepts, Components, and Operations
- Configuring and Verifying IPsec
- Review All the Key Topics



- Command Reference to Check Your Memory

Chapter 8: Implementing IPsec Site-to-Site VPNs


- Planning and Preparing an IPsec Site-to-Site VPN
- Implementing and Verifying an IPsec Site-to-Site VPN in Cisco IOS Devices
- Implementing and Verifying an IPsec Site-to-Site VPN in Cisco ASA
- Review All the Key Topics
- Command Reference to Check Your Memory

Chapter 9: Implementing SSL VPNs Using Cisco ASA

- Functions and Use of SSL for VPNs
- Configuring Clientless SSL VPNs on ASA
- Using the Cisco AnyConnect Secure Mobility Client
- Troubleshooting SSL VPN
- Review All the Key Topics

Chapter 10: Securing Layer 2 Technologies

- VLAN and Trunking Fundamentals
- Spanning-Tree Fundamentals




- Common Layer 2 Threats and How to Mitigate Them
- CDP and LLDP
- DHCP Snooping
- Dynamic ARP Inspection
- Review All the Key Topics
- Command Reference to Check Your Memory

Chapter 11: Network Foundation Protection

- Using Network Foundation Protection to Secure Networks
- Understanding the Management Plane
- Understanding the Control Plane
- Understanding the Data Plane
- Review All the Key Topics

Chapter 12: Securing the Management Plane on Cisco IOS Devices

- Securing Management Traffic
- Implementing Security Measures to Protect the Management Plane
- Review All the Key Topics
- Command Reference to Check Your Memory



Chapter 13: Securing the Data Plane in IPv6


- Understanding and Configuring IPv6
- Configuring IPv6 Routing
- Developing a Security Plan for IPv6
- Review All the Key Topics
- Command Reference to Check Your Memory

Chapter 14: Securing Routing Protocols and the Control Plane

- Foundation Topics
- Securing the Control Plane
- Control Plane Policing
- Securing Routing Protocols
- Exam Preparation Tasks
- Review All the Key Topics

Chapter 15: Understanding Firewall Fundamentals

- Firewall Concepts and Technologies
- Using Network Address Translation



- Creating and Deploying Firewalls
- Review All the Key Topics

Chapter 16: Implementing Cisco IOS Zone-Based Firewalls


- Cisco IOS Zone-Based Firewalls
- Configuring and Verifying Cisco IOS Zone-Based Firewalls
- Review All the Key Topics
- Command Reference to Check Your Memory

Chapter 17: Configuring Basic Firewall Policies on Cisco ASA

- The ASA Appliance Family and Features
- ASA Firewall Fundamentals
- Configuring the ASA
- Review All the Key Topics
- Command Reference to Check Your Memory

Chapter 18: Cisco IDS/IPS Fundamentals

- IPS Versus IDS
- Identifying Malicious Traffic on the Network




- Managing Signatures
- Monitoring and Managing Alarms and Alerts
- Cisco Next-Generation IPS Solutions
- Review All the Key Topics

Chapter 19: Mitigation Technologies for E-mail-Based and Web-Based Threats

- Mitigation Technology for E-mail-Based Threats
- Mitigation Technology for Web-Based Threats
- Cisco Content Security Management Appliance
- Review All the Key Topics
- Command Reference to Check Your Memory

Chapter 20: Mitigation Technologies for Endpoint Threats




- Antivirus and Antimalware Solutions
- Personal Firewalls and Host Intrusion Prevention Systems
- Advanced Malware Protection for Endpoints
- Hardware and Software Encryption of Endpoint Data
- Review All the Key Topics

Chapter 21: Final Preparation

- The Cisco Learning Network
- Lesson-Ending Review Tools
- Recall the Facts
- Practice Configurations
- Using the Exam Engine

Videos and How To



uCertify course includes videos to help understand concepts. It also includes How Tos that help learners in accomplishing certain tasks.

3
VIDEOS

01:30
HOURS

11. Practice Test

uCertify provides full length practice tests. These tests closely follow the exam objectives and are designed to simulate real exam conditions. Each course has a number of test sets consisting of hundreds of items to ensure that learners are prepared for the certification exam.

Here's what you get

71
PRE-ASSESSMENTS
QUESTIONS


2
FULL LENGTH TESTS

71
POST-ASSESSMENTS
QUESTIONS

Features

Full Remediation

Each question comes with detailed remediation explaining not only why an answer option is correct



but also why it is incorrect.

Unlimited Practice

Each test can be taken unlimited number of times until the learner feels they are prepared. Learner can review the test and read detailed remediation. Detailed test history is also available.

Learn, Test and Review Mode

Each test set comes with learn, test and review modes. In learn mode, learners will attempt a question and will get immediate feedback and complete remediation as they move on to the next question. In test mode, learners can take a timed test simulating the actual exam conditions. In review mode, learners can read through one item at a time without attempting it.


12. Performance Based Labs

uCertify's performance-based labs are Live Labs. Learn the real world skills using Live Labs. uCertify Labs are cloud-based, device-enabled and can be easily integrated with an LMS. Features of uCertify labs:


- Provide hands-on experience in a safe, online environment
- Labs simulate real world, hardware, software & CLI environment
- Flexible and inexpensive alternative to physical Labs
- Comes with well-organized component library for every task
- Highly interactive - learn by doing
- Explanations and remediation available
- Videos on how to perform

Lab Tasks

- Installing Both Root and Identity Certificates
- Generating an RSA Key Pair
- Implementing IPsec VPNs through CLI
- Sending Commands to the Cisco ASA by ASDM

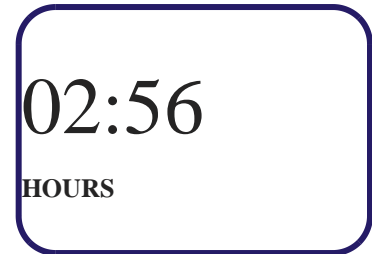


- Testing Ping Using the Correct Source Interface
- Troubleshooting AnyConnect Client Issues
- Configuring Clientless SSL VPNs on ASA
- Configuring an SSL Cisco AnyConnect Secure Mobility Client VPN
- Using SVC Logging
- Creating a New VLAN and Placing Switch Ports into that VLAN
- Configure Interfaces as Trunk Ports
- Configuring Router-on-a-Stick and Switch Support for the Router
- Configuring Port Fast and Rapid Spanning Tree
- Configuring the Switch to Automatically Restore Errdisabled Ports
- Locking Down Switch Ports Administratively
- Implementing a BPDU Guard on a Switch Port
- Implementing Port Security
- Disabling CDP
- Configuring DHCP Snooping
- Using Service Timestamps with Syslog Events
- Disabling HTTPS
- Creating and Applying a Custom Method List to vty Lines
- Implementing Parser Views
- Implementing Logging Features
- Configuring SNMPv3
- Configuring the Secure Copy Protocol
- Configuring the Router to Use NTP Services
- Adding a Local User with the Privilege Level 15
- Configuring an IPv6 Address in the Hard Way
- Enabling IPv6 Routing and Routing Protocols
- Using the IPv6 Access Control List
- Verifying MD5 Authentication Between BGP Peers
- Observing the Show ip cef Output
- Verifying the Control Plane Policing Configuration
- Configuring the Static Translation of Inside Source Addresses
- Configuring the Interfaces
- Issuing an ICMP Echo Request (Ping) from the ASA
- Configuring the ASA as a DHCP Server for Inside Clients
- Creating and Applying an ACL at the CLI



- Using the Packet Tracer Utility at the CLI

Here's what you get



13. Post-Assessment

After completion of the uCertify course Post-Assessments are given to students and often used in conjunction with a Pre-Assessment to measure their achievement and the effectiveness of the exam.

Have Any Query? We Are Happy To Help!

GET IN TOUCH:

 **Contact No** 

 **Email** sales@ucertify.com

 **www** [UCertify.com](http://www.UCertify.com)