



Course Outline


Windows Server Administration Fundamentals





Contents

1. Course Objective
2. Pre-Assessment
3. Exercises, Quizzes, Flashcards & Glossary
 - Number of Questions
4. Expert Instructor-Led Training
5. ADA Compliant & JAWS Compatible Platform
6. State of the Art Educator Tools
7. Award Winning Learning Platform (LMS)
8. Chapter & Lessons
 - Syllabus
 - Chapter 1: Understanding Server Installation
 - Chapter 2: Understanding Server Roles
 - Chapter 3: Understanding Active Directory
 - Chapter 4: Understanding Storage
 - Chapter 5: Understanding Server Performance Management
 - Chapter 6: Understanding Server Maintenance
 - Chapter 7: Appendix: 3D Avatar-based Simulation
 - Videos and How To
9. Practice Test
 - Here's what you get
 - Features
10. Performance Based Labs
 - Lab Tasks
 - Here's what you get
11. Post-Assessment



1. Course Objective

Become a certified MTA Windows Server Administration with the Windows Server Administration Fundamentals course and lab. The lab provides a virtual environment for users to explore and learn. The MTA server training course and lab cover 98-365 exam objectives and teach you how to work with Windows Server, Windows-based networking, Active Directory, account management, and system recovery tools and concepts. The course and lab have the best learning resources to help you understand all the basic and advanced concepts covered in the MTA exam.

2. Pre-Assessment

Pre-Assessment lets you identify the areas for improvement before you start your prep. It determines what students know about a topic before it is taught and identifies areas for improvement with question assessment before beginning the course.

3. Quizzes


Quizzes test your knowledge on the topics of the exam when you go through the course material. There is no limit to the number of times you can attempt it.

150
QUIZZES

4. Flashcards



Flashcards are effective memory-aiding tools that help you learn complex topics easily. The flashcard will help you in memorizing definitions, terminologies, key concepts, and more. There is no limit to the number of times learners can attempt these. Flashcards help master the key concepts.



5. **Glossary of terms**

uCertify provides detailed explanations of concepts relevant to the course through Glossary. It contains a list of frequently used terminologies along with its detailed explanation. Glossary defines the key terms.



6. **Expert Instructor-Led Training**

uCertify uses the content from the finest publishers and only the IT industry's finest instructors. They have a minimum of 15 years real-world experience and are subject matter experts in their fields. Unlike a live class, you can study at your own pace. This creates a personal learning experience and gives you all the benefit of hands-on training with the flexibility of doing it around your schedule 24/7.



7. **ADA Compliant & JAWS Compatible Platform**

uCertify course and labs are ADA (Americans with Disability Act) compliant. It is now more accessible to students with features such as:

- Change the font, size, and color of the content of the course
- Text-to-speech, reads the text into spoken words
- Interactive videos, how-tos videos come with transcripts and voice-over
- Interactive transcripts, each word is clickable. Students can clip a specific part of the video by clicking on a word or a portion of the text.

JAWS (Job Access with Speech) is a computer screen reader program for Microsoft Windows that reads the screen either with a text-to-speech output or by a Refreshable Braille display. Student can easily navigate uCertify course using JAWS shortcut keys.

8. **State of the Art Educator Tools**

uCertify knows the importance of instructors and provide tools to help them do their job effectively. Instructors are able to clone and customize course. Do ability grouping. Create sections. Design grade scale and grade formula. Create and schedule assignments. Educators can also move a student from self-paced to mentor-guided to instructor-led mode in three clicks.

9. **Award Winning Learning Platform (LMS)**

uCertify has developed an award winning, highly interactive yet simple to use platform. The SIIA CODiE Awards is the only peer-reviewed program to showcase business and education technology's finest products and services. Since 1986, thousands of products, services and solutions have been recognized for achieving excellence. uCertify has won CODiE awards consecutively for last 7 years:

- 2014



1. Best Postsecondary Learning Solution

- **2015**

1. Best Education Solution
2. Best Virtual Learning Solution
3. Best Student Assessment Solution
4. Best Postsecondary Learning Solution
5. Best Career and Workforce Readiness Solution
6. Best Instructional Solution in Other Curriculum Areas
7. Best Corporate Learning/Workforce Development Solution

- **2016**

1. Best Virtual Learning Solution
2. Best Education Cloud-based Solution
3. Best College and Career Readiness Solution
4. Best Corporate / Workforce Learning Solution
5. Best Postsecondary Learning Content Solution
6. Best Postsecondary LMS or Learning Platform
7. Best Learning Relationship Management Solution

- **2017**

1. Best Overall Education Solution
2. Best Student Assessment Solution
3. Best Corporate/Workforce Learning Solution
4. Best Higher Education LMS or Learning Platform

- **2018**

1. Best Higher Education LMS or Learning Platform
2. Best Instructional Solution in Other Curriculum Areas
3. Best Learning Relationship Management Solution



- **2019**
 1. Best Virtual Learning Solution
 2. Best Content Authoring Development or Curation Solution
 3. Best Higher Education Learning Management Solution (LMS)

- **2020**
 1. Best College and Career Readiness Solution
 2. Best Cross-Curricular Solution
 3. Best Virtual Learning Solution

10. Chapter & Lessons

uCertify brings these textbooks to life. It is full of interactive activities that keeps the learner engaged. uCertify brings all available learning resources for a topic in one place so that the learner can efficiently learn without going to multiple places. Challenge questions are also embedded in the chapters so learners can attempt those while they are learning about that particular topic. This helps them grasp the concepts better because they can go over it again right away which improves learning.

Learners can do Flashcards, Exercises, Quizzes and Labs related to each chapter. At the end of every lesson, uCertify courses guide the learners on the path they should follow.

Syllabus

Chapter 1: Understanding Server Installation

- Understanding Device Drivers

- Understanding Services

- Understanding Server Installation Options



- Summary

Chapter 2: Understanding Server Roles

- Identifying Application Servers
- Understanding Web Services
- Understanding Remote Access
- Understanding the File and Print Services
- Understanding Server Virtualization
- Summary

Chapter 3: Understanding Active Directory

- Understanding Accounts and Groups
- Understanding the Organizational Units and Containers
- Understanding Active Directory Infrastructure
- Understanding Group Policy
- Summary

Chapter 4: Understanding Storage

Windows Server Administration Fundamentals



- Identifying Storage Technologies and Their Typical Usage Scenarios
- Understanding RAID Redundancy
- Understanding Disk Types
- Summary

Chapter 5: Understanding Server Performance Management

- Identifying Major Server Hardware Components
- Understanding Performance Monitoring
- Understanding Logs, Alerts, and Event Viewer
- Summary

Chapter 6: Understanding Server Maintenance

- Identifying Steps in the Startup Process
- Understanding Business Continuity
- Understanding Updates
- Understanding Troubleshooting Methodology
- Summary

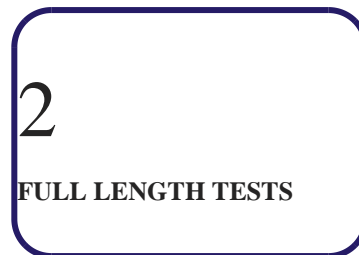
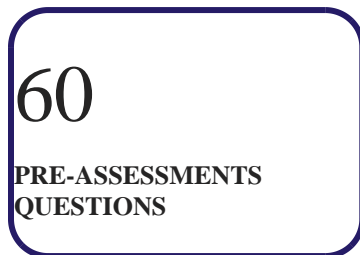
Chapter 7: Appendix: 3D Avatar-based Simulation



11. Practice Test

uCertify provides full length practice tests. These tests closely follow the exam objectives and are designed to simulate real exam conditions. Each course has a number of test sets consisting of hundreds of items to ensure that learners are prepared for the certification exam.

Here's what you get



Features

Full Remediation


Each question comes with detailed remediation explaining not only why an answer option is correct but also why it is incorrect.

Unlimited Practice

Each test can be taken unlimited number of times until the learner feels they are prepared. Learner can review the test and read detailed remediation. Detailed test history is also available.

Learn, Test and Review Mode

Each test set comes with learn, test and review modes. In learn mode, learners will attempt a question and will get immediate feedback and complete remediation as they move on to the next question. In test mode, learners can take a timed test simulating the actual exam conditions. In review mode, learners can read through one item at a time without attempting it.



12. Performance Based Labs

uCertify's performance-based labs are Live Labs. Learn the real world skills using Live Labs. uCertify Labs are cloud-based, device-enabled and can be easily integrated with an LMS. Features of uCertify labs:

- Provide hands-on experience in a safe, online environment
- Labs simulate real world, hardware, software & CLI environment
- Flexible and inexpensive alternative to physical Labs
- Comes with well-organized component library for every task
- Highly interactive - learn by doing
- Explanations and remediation available
- Videos on how to perform

Lab Tasks

- Installing a Non-Plug and Play Device
- Removing a Device Driver
- Updating a Device Driver
- Changing the Service Status and Dependencies
- Installing Windows Deployment Services
- Installing the Server Core
- Installing the Web Server (IIS) Role with the FTP Service Role
- Generating a Request for an Internet Server Certificate
- Binding and Managing an SSL Certificate to a Website
- Enabling Remote Assistance
- Installing Internet Printing Client
- Enabling Printer Pooling
- Configuring the Audit Object Access Policy

Windows Server Administration Fundamentals



- Enabling File, Folder, and Share Permissions
- Creating a VHD File
- Creating a Group and Adding Users using the AGDLP Strategy
- Creating a Global Group
- Creating a Domain User Account
- Moving a User to an Organizational Unit
- Delegating Control in an Organizational Unit
- Creating an Organizational Unit (OU) Structure
- Scheduling AD Replication
- Creating and Deleting a Site Link
- Configuring Active Directory Sites
- Editing the Group Policy Settings
- Processing Group Policy
- Using the Group Policy Cmdlets
- Creating Group Policy
- Configuring Computer Policy to Allow Non-Administrators to Install Specific Devices
- Creating a Striped Volume
- Creating a DFS Namespace
- Adding Counters
- Configuring Data Collection Set
- Configuring Event Logs
- Configuring Startup Options
- Setting Up Folder Redirection
- Installing Windows Server Backup and Performing a Backup of a Folder
- Configuring the Windows Update Service to Automatic
- Filtering Entries in Event Viewer



Here's what you get



13.  **Post-Assessment**

After completion of the uCertify course Post-Assessments are given to students and often used in conjunction with a Pre-Assessment to measure their achievement and the effectiveness of the exam.

CONNECT WITH US

3187 Independence Drive
Image not found or type unknown
Livermore, CA 94551,
United States

+1-415-763-6300
Image not found or type unknown

support@ucertify.com
Image not found or type unknown

www.ucertify.com
Image not found or type unknown