

# uCertify

## Course Outline

---

**Microsoft Excel 2013 (MOS)  
Expert Part 2**



Lesson



Practice test



Lab

## Contents

1. Course Objective
2. Pre-Assessment
3. Exercises, Quizzes, Flashcards & Glossary
  - Number of Questions
4. Expert Instructor-Led Training
5. ADA Compliant & JAWS Compatible Platform
6. State of the Art Educator Tools
7. Award Winning Learning Platform (LMS)
8. Chapter & Lessons
  - Syllabus
  - Chapter 1: Linking and Consolidating Worksheets
  - Chapter 2: Protecting Your Work
  - Chapter 3: Making Your Worksheets Error Free
  - Chapter 4: Using Custom Number Formats
  - Chapter 5: Using and Creating Templates
  - Chapter 6: Creating Formulas That Count and Sum
  - Chapter 7: Performing Spreadsheet What-If Analysis
  - Chapter 8: Analyzing Data Using Goal Seeking and Solver
  - Chapter 9: Creating Formulas for Financial Applications
  - Chapter 10: Introducing Pivot Tables
  - Chapter 11: Analyzing Data with Pivot Tables
- Videos and How To
9. Practice Test
  - Here's what you get

Features

10. Performance Based Labs

Lab Tasks

Here's what you get

11. Post-Assessment

## 1. Course Objective

Prepare for the Microsoft 77-428 exam with the MOS Excel 2013 Expert Part 2 course and lab. The lab is cloud-based, device-enabled, and can easily be integrated with an LMS. The Microsoft Office training course covers the Excel expert exam objectives and provides skills to manage and share workbooks, apply custom formats and layouts, and more. The Microsoft Excel certification course and lab also include topics such as custom business templates, multiple axis financial charts, and more.

## 2. Pre-Assessment

Pre-Assessment lets you identify the areas for improvement before you start your prep. It determines what students know about a topic before it is taught and identifies areas for improvement with question assessment before beginning the course.

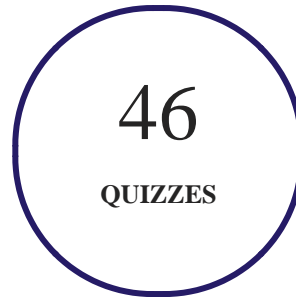
## 3. Exercises

There is no limit to the number of times learners can attempt these. Exercises come with detailed remediation, which ensures that learners are confident on the topic before proceeding.

73  
EXERCISES

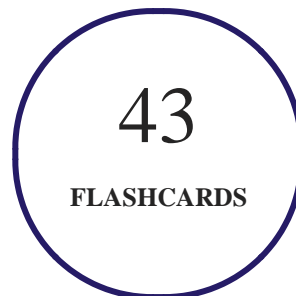
## 4. Quizzes

Quizzes test your knowledge on the topics of the exam when you go through the course material. There is no limit to the number of times you can attempt it.



## 5. Flashcards

Flashcards are effective memory-aiding tools that help you learn complex topics easily. The flashcard will help you in memorizing definitions, terminologies, key concepts, and more. There is no limit to the number of times learners can attempt these. Flashcards help master the key concepts.



## 6. Glossary of terms

uCertify provides detailed explanations of concepts relevant to the course through Glossary. It contains a list of frequently used terminologies along with its detailed explanation. Glossary defines the key terms.



## 7. Expert Instructor-Led Training

uCertify uses the content from the finest publishers and only the IT industry's finest instructors. They have a minimum of 15 years real-world experience and are subject matter experts in their fields. Unlike a live class, you can study at your own pace. This creates a personal learning experience and gives you all the benefit of hands-on training with the flexibility of doing it around your schedule 24/7.

## 8. ADA Compliant & JAWS Compatible Platform

uCertify course and labs are ADA (Americans with Disability Act) compliant. It is now more accessible to students with features such as:

- Change the font, size, and color of the content of the course
- Text-to-speech, reads the text into spoken words
- Interactive videos, how-tos videos come with transcripts and voice-over
- Interactive transcripts, each word is clickable. Students can clip a specific part of the video by clicking on a word or a portion of the text.

JAWS (Job Access with Speech) is a computer screen reader program for Microsoft Windows that reads the screen either with a text-to-speech output or by a Refreshable Braille display. Student can easily navigate uCertify course using JAWS shortcut keys.

## 9. State of the Art Educator Tools

uCertify knows the importance of instructors and provide tools to help them do their job effectively. Instructors are able to clone and customize course. Do ability grouping. Create sections. Design grade scale and grade formula. Create and schedule assessments. Educators can also move a student from self-paced to mentor-guided to instructor-led mode in three clicks.

## 10. Award Winning Learning Platform (LMS)

uCertify has developed an award winning, highly interactive yet simple to use platform. The SIIA CODiE Awards is the only peer-reviewed program to showcase business and education technology's finest products and services. Since 1986, thousands of products, services and solutions have been recognized for achieving excellence. uCertify has won CODiE awards consecutively for last 7 years:

- **2014**
  1. Best Postsecondary Learning Solution
  
- **2015**
  1. Best Education Solution
  2. Best Virtual Learning Solution
  3. Best Student Assessment Solution
  4. Best Postsecondary Learning Solution
  5. Best Career and Workforce Readiness Solution
  6. Best Instructional Solution in Other Curriculum Areas
  7. Best Corporate Learning/Workforce Development Solution
  
- **2016**
  1. Best Virtual Learning Solution
  2. Best Education Cloud-based Solution

3. Best College and Career Readiness Solution
4. Best Corporate / Workforce Learning Solution
5. Best Postsecondary Learning Content Solution
6. Best Postsecondary LMS or Learning Platform
7. Best Learning Relationship Management Solution

• **2017**

1. Best Overall Education Solution
2. Best Student Assessment Solution
3. Best Corporate/Workforce Learning Solution
4. Best Higher Education LMS or Learning Platform

• **2018**

1. Best Higher Education LMS or Learning Platform
2. Best Instructional Solution in Other Curriculum Areas
3. Best Learning Relationship Management Solution

• **2019**

1. Best Virtual Learning Solution
2. Best Content Authoring Development or Curation Solution
3. Best Higher Education Learning Management Solution (LMS)

• **2020**

1. Best College and Career Readiness Solution
2. Best Cross-Curricular Solution
3. Best Virtual Learning Solution

## 11. Chapter & Lessons

uCertify brings these textbooks to life. It is full of interactive activities that keeps the learner engaged. uCertify brings all available learning resources for a topic in one place so that the learner can efficiently learn without going to multiple places. Challenge questions are also embedded in the



chapters so learners can attempt those while they are learning about that particular topic. This helps them grasp the concepts better because they can go over it again right away which improves learning.

Learners can do Flashcards, Exercises, Quizzes and Labs related to each chapter. At the end of every lesson, uCertify courses guide the learners on the path they should follow.

## Syllabus

### Chapter 1: Linking and Consolidating Worksheets

- Linking Workbooks
- Creating External Reference Formulas
- Working with External Reference Formulas
- Avoiding Potential Problems with External Reference Formulas
- Consolidating Worksheets

### Chapter 2: Protecting Your Work

- Types of Protection
- Protecting a Worksheet
- Protecting a Workbook
- VB Project Protection
- Related Topics

### Chapter 3: Making Your Worksheets Error Free

- Finding and Correcting Formula Errors
- Using Excel Auditing Tools
- Searching and Replacing
- Spell-Checking Your Worksheets
- Using AutoCorrect

### Chapter 4: Using Custom Number Formats

- About Number Formatting
- Creating a Custom Number Format
- Custom Number Format Examples

### Chapter 5: Using and Creating Templates

- Exploring Excel Templates
- Understanding Custom Excel Templates

### Chapter 6: Creating Formulas That Count and Sum

- Counting and Summing Worksheet Cells
- Basic Counting Formulas
- Advanced Counting Formulas
- Summing Formulas
- Conditional Sums Using a Single Criterion
- Conditional Sums Using Multiple Criteria

### Chapter 7: Performing Spreadsheet What-If Analysis

- A What-If Example
- Types of What-If Analysis

### Chapter 8: Analyzing Data Using Goal Seeking and Solver

- What-If Analysis, in Reverse
- Single-Cell Goal Seeking
- Introducing Solver
- Solver Examples

### Chapter 9: Creating Formulas for Financial Applications

- The Time Value of Money
- Loan Calculations
- Investment Calculations
- Depreciation Calculations

## Chapter 10: Introducing Pivot Tables

- About Pivot Tables
- Creating a Pivot Table Automatically
- Creating a Pivot Table Manually
- More Pivot Table Examples
- Learning More

## Chapter 11: Analyzing Data with Pivot Tables

- Working with Non-Numeric Data
- Grouping Pivot Table Items
- Creating a Frequency Distribution
- Creating a Calculated Field or Calculated Item
- Filtering Pivot Tables with Slicers

- Filtering Pivot Tables with a Timeline
- Referencing Cells within a Pivot Table
- Creating Pivot Charts
- Another Pivot Table Example
- Producing a Report with a Pivot Table
- Using the Data Model
- Learning More about Pivot Tables

## Videos and How To

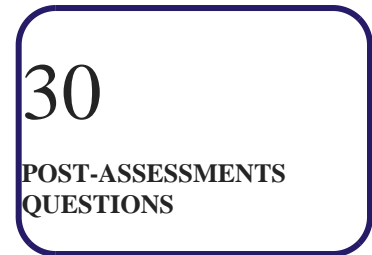
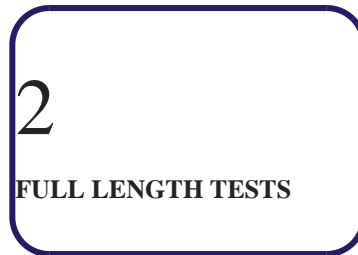

uCertify course includes videos to help understand concepts. It also includes How Tos that help learners in accomplishing certain tasks.



## 12. Practice Test

uCertify provides full length practice tests. These tests closely follow the exam objectives and are designed to simulate real exam conditions. Each course has a number of test sets consisting of hundreds of items to ensure that learners are prepared for the certification exam.

## Here's what you get



## Features

### Full Remediation

Each question comes with detailed remediation explaining not only why an answer option is correct but also why it is incorrect.

### Unlimited Practice

Each test can be taken unlimited number of times until the learner feels they are prepared. Learner can review the test and read detailed remediation. Detailed test history is also available.

### Learn, Test and Review Mode

Each test set comes with learn, test and review modes. In learn mode, learners will attempt a question and will get immediate feedback and complete remediation as they move on to the next question. In test mode, learners can take a timed test simulating the actual exam conditions. In review mode, learners can read through one item at a time without attempting it.

## 13. Performance Based Labs

uCertify's performance-based labs are simulators that provides virtual environment. Labs deliver hands on experience with minimal risk and thus replace expensive physical labs. uCertify Labs are cloud-based, device-enabled and can be easily integrated with an LMS. Features of uCertify labs:

- Provide hands-on experience in a safe, online environment
- Labs simulate real world, hardware, software & CLI environment
- Flexible and inexpensive alternative to physical Labs
- Comes with well-organized component library for every task
- Highly interactive - learn by doing
- Explanations and remediation available
- Videos on how to perform

## **Lab Tasks**

- Checking a workbook for compatibility issues
- Adding a digital signature
- Displaying formulas instead of values
- Enabling the error checking rules for formulas
- Evaluating and correcting a formula
- Configuring error checking rules for formulas
- Using multiple criteria in the COUNTIFS function
- Using multiple criteria with the SUMIFS function
- Configuring a calculation option for formulas

## Here's what you get




## 14. Post-Assessment


After completion of the uCertify course Post-Assessments are given to students and often used in conjunction with a Pre-Assessment to measure their achievement and the effectiveness of the exam.

CONNECT WITH US

 3187 Independence Drive  
Livermore, CA 94551,  
United States

 +1-415-763-6300

 support@ucertify.com

 www.ucertify.com