

# uCertify

## Course Outline

---

### Provisioning SQL Databases



Lesson



Practice test



Lab

## Contents

1. Course Objective
2. Pre-Assessment
3. Exercises, Quizzes, Flashcards & Glossary
  - Number of Questions
4. Expert Instructor-Led Training
5. ADA Compliant & JAWS Compatible Platform
6. State of the Art Educator Tools
7. Award Winning Learning Platform (LMS)
8. Chapter & Lessons
  - Syllabus
  - Chapter 1: Introduction
  - Chapter 2: Deploy a Microsoft Azure SQL Database
  - Chapter 3: Plan for SQL Server Installation
  - Chapter 4: Deploy SQL Server Instances
  - Chapter 5: Deploy SQL Server Databases to Azure Virtual Machines
  - Chapter 6: Configure Secure Access to Microsoft Azure SQL Databases
  - Chapter 7: Configure SQL Server Performance
  - Chapter 8: Manage SQL Server Instances
  - Chapter 9: Manage SQL Storage
  - Chapter 10: Perform Database Maintenance
- Videos and How To
9. Practice Test
  - Here's what you get
  - Features
- 10.

Performance Based Labs

Lab Tasks

Here's what you get

11. Post-Assessment

## 1. Course Objective

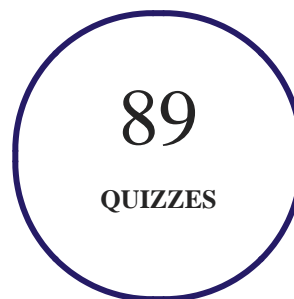
Prepare for the Microsoft MCSA 70-765 certification exam with the Provisioning SQL Databases course and lab. The lab can be mapped to any course, textbook, or training adding value and a hands-on component to training. The course and lab completely cover the MCSA 70-765 exam and will help you master the skills required to implement SQL in Azure, and manage databases, instances, and storage. The course and lab also teach you how to configure both firewall rules and Always Encrypted for Azure SQL Database.

## 2. Pre-Assessment

Pre-Assessment lets you identify the areas for improvement before you start your prep. It determines what students know about a topic before it is taught and identifies areas for improvement with question assessment before beginning the course.

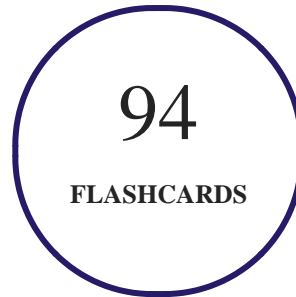
## 3. Quizzes

Quizzes test your knowledge on the topics of the exam when you go through the course material. There is no limit to the number of times you can attempt it.



## 4. Flashcards

Flashcards are effective memory-aiding tools that help you learn complex topics easily. The flashcard will help you in memorizing definitions, terminologies, key concepts, and more. There is no limit to the number of times learners can attempt these. Flashcards help master the key concepts.



## 5. Glossary of terms

uCertify provides detailed explanations of concepts relevant to the course through Glossary. It contains a list of frequently used terminologies along with its detailed explanation. Glossary defines the key terms.



## 6. Expert Instructor-Led Training

uCertify uses the content from the finest publishers and only the IT industry's finest instructors. They have a minimum of 15 years real-world experience and are subject matter experts in their fields. Unlike a live class, you can study at your own pace. This creates a personal learning experience and gives you all the benefit of hands-on training with the flexibility of doing it around your schedule 24/7.

## 7. ADA Compliant & JAWS Compatible Platform

uCertify course and labs are ADA (Americans with Disability Act) compliant. It is now more accessible to students with features such as:

- Change the font, size, and color of the content of the course
- Text-to-speech, reads the text into spoken words
- Interactive videos, how-tos videos come with transcripts and voice-over
- Interactive transcripts, each word is clickable. Students can clip a specific part of the video by clicking on a word or a portion of the text.

JAWS (Job Access with Speech) is a computer screen reader program for Microsoft Windows that reads the screen either with a text-to-speech output or by a Refreshable Braille display. Student can easily navigate uCertify course using JAWS shortcut keys.

## 8. State of the Art Educator Tools

uCertify knows the importance of instructors and provide tools to help them do their job effectively. Instructors are able to clone and customize course. Do ability grouping. Create sections. Design grade scale and grade formula. Create and schedule assignments. Educators can also move a student from self-paced to mentor-guided to instructor-led mode in three clicks.

## 9. Award Winning Learning Platform (LMS)

uCertify has developed an award winning, highly interactive yet simple to use platform. The SIIA CODiE Awards is the only peer-reviewed program to showcase business and education technology's finest products and services. Since 1986, thousands of products, services and solutions have been recognized for achieving excellence. uCertify has won CODiE awards consecutively for last 7 years:

- 2014

1. Best Postsecondary Learning Solution

- **2015**

1. Best Education Solution
2. Best Virtual Learning Solution
3. Best Student Assessment Solution
4. Best Postsecondary Learning Solution
5. Best Career and Workforce Readiness Solution
6. Best Instructional Solution in Other Curriculum Areas
7. Best Corporate Learning/Workforce Development Solution

- **2016**

1. Best Virtual Learning Solution
2. Best Education Cloud-based Solution
3. Best College and Career Readiness Solution
4. Best Corporate / Workforce Learning Solution
5. Best Postsecondary Learning Content Solution
6. Best Postsecondary LMS or Learning Platform
7. Best Learning Relationship Management Solution

- **2017**

1. Best Overall Education Solution
2. Best Student Assessment Solution
3. Best Corporate/Workforce Learning Solution
4. Best Higher Education LMS or Learning Platform

- **2018**

1. Best Higher Education LMS or Learning Platform
2. Best Instructional Solution in Other Curriculum Areas
3. Best Learning Relationship Management Solution

- 2019
  1. Best Virtual Learning Solution
  2. Best Content Authoring Development or Curation Solution
  3. Best Higher Education Learning Management Solution (LMS)
  
- 2020
  1. Best College and Career Readiness Solution
  2. Best Cross-Curricular Solution
  3. Best Virtual Learning Solution

## 10. Chapter & Lessons

uCertify brings these textbooks to life. It is full of interactive activities that keeps the learner engaged. uCertify brings all available learning resources for a topic in one place so that the learner can efficiently learn without going to multiple places. Challenge questions are also embedded in the chapters so learners can attempt those while they are learning about that particular topic. This helps them grasp the concepts better because they can go over it again right away which improves learning.

Learners can do Flashcards, Exercises, Quizzes and Labs related to each chapter. At the end of every lesson, uCertify courses guide the learners on the path they should follow.

### Syllabus

#### Chapter 1: Introduction

- About 70-765 Exam
  
- Introducing the Azure SQL Database
  
- Setting Up Azure



## Chapter 2: Deploy a Microsoft Azure SQL Database

- A Service Tier
- Create Servers and Databases
- Create a sysadmin Account
- Manage Elastic Pools
- Summary

## Chapter 3: Plan for SQL Server Installation

- What is IaaS?
- Cloud vs On-Premises: Security, Reliability, and Uptime
- Azure Virtual Machine Size
- Storage Used by Azure VMs
- Azure VM Performance Best Practices
- Designing a Storage Layout
- Summary

## Chapter 4: Deploy SQL Server Instances

- Install SQL On-Premises
- Manually Install SQL Server on an Azure Virtual Machine
- Automate the Deployment of SQL Server Databases
- JSON Templates
- Summary

### Chapter 5: Deploy SQL Server Databases to Azure Virtual Machines

- Migrate an On-premises SQL to Azure
- Generate Benchmark Data for Performance Needs
- Perform Performance Tuning on Azure IaaS
- Availability Group
- Summary

### Chapter 6: Configure Secure Access to Microsoft Azure SQL Databases

- Configure Firewall Rules
- Always Encrypted for Azure SQL Database
- Cell-Level Encryption in Azure
- Dynamic Data Masking

- Transparent Data Encryption
- Summary

### Chapter 7: Configure SQL Server Performance

- SQL Server Performance Settings
- SQL Server Memory Configuration
- Database Scoped Configuration
- Azure Portal Alerts
- Summary

### Chapter 8: Manage SQL Server Instances

- Create a Database
- Manage Files and Filegroups
- System Database
- TempDB Best Practices
- Summary

### Chapter 9: Manage SQL Storage

- SMB File Share
- Stretch Database
- Azure Storage Account
- Change Service Tiers
- Wait Statistics
- Storage Pool
- Storage Recovery
- Summary

### Chapter 10: Perform Database Maintenance

- Monitor SQL Server
- Azure SQL Performance Monitoring
- Azure Automation
- Manage Indexes
- Database Integrity
- Database Corruption
- Summary

## Videos and How To

uCertify course includes videos to help understand concepts. It also includes How Tos that help learners in accomplishing certain tasks.

**101**  
VIDEOS

**22:22**  
HOURS

## 11. Practice Test

uCertify provides full length practice tests. These tests closely follow the exam objectives and are designed to simulate real exam conditions. Each course has a number of test sets consisting of hundreds of items to ensure that learners are prepared for the certification exam.

### Here's what you get

**40**  
PRE-ASSESSMENTS QUESTIONS

**40**  
POST-ASSESSMENTS QUESTIONS

## Features

### Full Remediation

Each question comes with detailed remediation explaining not only why an answer option is correct but also why it is incorrect.

### Unlimited Practice

Each test can be taken unlimited number of times until the learner feels they are prepared. Learner can review the test and read detailed remediation. Detailed test history is also available.

### Learn, Test and Review Mode

Each test set comes with learn, test and review modes. In learn mode, learners will attempt a question and will get immediate feedback and complete remediation as they move on to the next question. In test mode, learners can take a timed test simulating the actual exam conditions. In review mode, learners can read through one item at a time without attempting it.

## 12. Performance Based Labs

uCertify's performance-based labs are Live Labs. Learn the real world skills using Live Labs. uCertify Labs are cloud-based, device-enabled and can be easily integrated with an LMS. Features of uCertify labs:

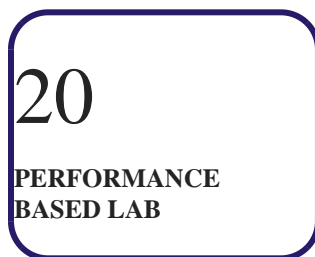
- Provide hands-on experience in a safe, online environment
- Labs simulate real world, hardware, software & CLI environment
- Flexible and inexpensive alternative to physical Labs
- Comes with well-organized component library for every task
- Highly interactive - learn by doing
- Explanations and remediation available
- Videos on how to perform

### Lab Tasks

- Creating an SQL Server in Azure

- Creating an SQL Database Using Sample db
- Setting Firewall Rules to Connect to DB Using Public IP
- Granting Permissions to Create Tables
- Creating an Elastic Pool
- Using the ALTER Command with the ROLLBACK IMMEDIATE Command
- Creating a Web Application
- Restoring a Database in SSMS
- Creating an Azure VM to Host an SQL Server Instance
- Creating a Data Factory
- Creating a Load Balancer
- Creating a Firewall
- Modifying DB Startup Parameters to Optimize Performance
- Adding a File to a Database
- Adding a Filegroup with Two Files to a Database
- Creating a Storage Account in Azure
- Enabling the DTA for Query Store
- Using CHECKDB
- Using sp\_who
- Creating a Backup

### Here's what you get




## 13. Post-Assessment

After completion of the uCertify course Post-Assessments are given to students and often used in conjunction with a Pre-Assessment to measure their achievement and the effectiveness of the exam.

## CONNECT WITH US

 3187 Independence Drive  
Livermore, CA 94551,  
United States

 +1-415-763-6300

 [support@ucertify.com](mailto:support@ucertify.com)

 [www.uCertify.com](http://www.uCertify.com)