



Course Outline


MCSA Windows Server 2016 Study Guide: Exam 70-742





Contents

1. Course Objective
2. Pre-Assessment
3. Exercises, Quizzes, Flashcards & Glossary
 - Number of Questions
4. Expert Instructor-Led Training
5. ADA Compliant & JAWS Compatible Platform
6. State of the Art Educator Tools
7. Award Winning Learning Platform (LMS)
8. Chapter & Lessons
 - Syllabus
 - Chapter 1: Introduction
 - Chapter 2: Installing Active Directory
 - Chapter 3: Administer Active Directory
 - Chapter 4: Maintaining Active Directory
 - Chapter 5: Implementing GPOs
 - Chapter 6: Understanding Certificates
 - Chapter 7: Configure Access and Information Protection Solutions
 - Chapter 8: Appendix
 - Videos and How To
9. Practice Test
 - Here's what you get
 - Features
10. Performance Based Labs
 - Lab Tasks
 - Here's what you get
11. Post-Assessment



1. Course Objective

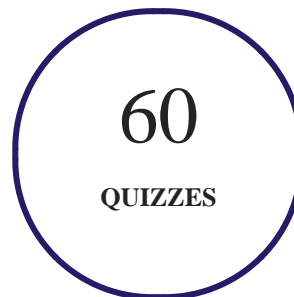
Prepare for the Microsoft 70-742 exam with the MCSA Windows Server 2016 course and lab. The lab provides a hands-on learning experience in a safe, online environment. The MCSA 70-742 course and lab contain interactive learning resources and completely covers the Microsoft 70-742 exam objectives. The course and lab teach you how to install, administer, and maintain Active Directory; implement GPOs, understand certificates, configure access and information protection solutions; and more.

2. Pre-Assessment

Pre-Assessment lets you identify the areas for improvement before you start your prep. It determines what students know about a topic before it is taught and identifies areas for improvement with question assessment before beginning the course.

3. Quizzes

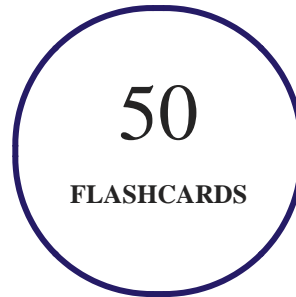
Quizzes test your knowledge on the topics of the exam when you go through the course material. There is no limit to the number of times you can attempt it.



4. Flashcards



Flashcards are effective memory-aiding tools that help you learn complex topics easily. The flashcard will help you in memorizing definitions, terminologies, key concepts, and more. There is no limit to the number of times learners can attempt these. Flashcards help master the key concepts.



5. **Glossary of terms**

uCertify provides detailed explanations of concepts relevant to the course through Glossary. It contains a list of frequently used terminologies along with its detailed explanation. Glossary defines the key terms.




6. **Expert Instructor-Led Training**

uCertify uses the content from the finest publishers and only the IT industry's finest instructors. They have a minimum of 15 years real-world experience and are subject matter experts in their fields. Unlike a live class, you can study at your own pace. This creates a personal learning experience and gives you all the benefit of hands-on training with the flexibility of doing it around your schedule 24/7.

7. **ADA Compliant & JAWS Compatible Platform**

uCertify course and labs are ADA (Americans with Disability Act) compliant. It is now more



accessible to students with features such as:

- Change the font, size, and color of the content of the course
- Text-to-speech, reads the text into spoken words
- Interactive videos, how-tos videos come with transcripts and voice-over
- Interactive transcripts, each word is clickable. Students can clip a specific part of the video by clicking on a word or a portion of the text.

JAWS (Job Access with Speech) is a computer screen reader program for Microsoft Windows that reads the screen either with a text-to-speech output or by a Refreshable Braille display. Student can easily navigate uCertify course using JAWS shortcut keys.


8. State of the Art Educator Tools

uCertify knows the importance of instructors and provide tools to help them do their job effectively. Instructors are able to clone and customize course. Do ability grouping. Create sections. Design grade scale and grade formula. Create and schedule assignments. Educators can also move a student from self-paced to mentor-guided to instructor-led mode in three clicks.

9. Award Winning Learning Platform (LMS)

uCertify has developed an award winning, highly interactive yet simple to use platform. The SIIA CODiE Awards is the only peer-reviewed program to showcase business and education technology's finest products and services. Since 1986, thousands of products, services and solutions have been recognized for achieving excellence. uCertify has won CODiE awards consecutively for last 5 years:

- **2014**
 1. Best Postsecondary Learning Solution
- **2015**
 1. Best Education Solution
 2. Best Virtual Learning Solution



3. Best Student Assessment Solution
4. Best Postsecondary Learning Solution
5. Best Career and Workforce Readiness Solution
6. Best Instructional Solution in Other Curriculum Areas
7. Best Corporate Learning/Workforce Development Solution

- **2016**

1. Best Virtual Learning Solution
2. Best Education Cloud-based Solution
3. Best College and Career Readiness Solution
4. Best Corporate / Workforce Learning Solution
5. Best Postsecondary Learning Content Solution
6. Best Postsecondary LMS or Learning Platform
7. Best Learning Relationship Management Solution

- **2017**

1. Best Overall Education Solution
2. Best Student Assessment Solution
3. Best Corporate/Workforce Learning Solution
4. Best Higher Education LMS or Learning Platform

- **2018**

1. Best Higher Education LMS or Learning Platform
2. Best Instructional Solution in Other Curriculum Areas
3. Best Learning Relationship Management Solution

10. Chapter & Lessons

uCertify brings these textbooks to life. It is full of interactive activities that keeps the learner engaged. uCertify brings all available learning resources for a topic in one place so that the learner can efficiently learn without going to multiple places. Challenge questions are also embedded in the chapters so learners can attempt those while they are learning about that particular topic. This helps them grasp the concepts better because they can go over it again right away which improves learning.

Learners can do Flashcards, Exercises, Quizzes and Labs related to each chapter. At the end of every



lesson, uCertify courses guide the learners on the path they should follow.

Syllabus

Chapter 1: Introduction

- The Microsoft Certification Program
- Who Should Read This Book?
- What's Inside?
- What's Included with the Book?
- Recommended Home Lab Setup
- Certification Objectives Maps

Chapter 2: Installing Active Directory

- Verifying the File System
- Verifying Network Connectivity
- Understanding Domain and Forest Functionality
- Planning the Domain Structure
- Installing Active Directory
- Verifying Active Directory Installation


MCSA Windows Server 2016 Study Guide: Exam 70-742



- Creating and Configuring Application Data Partitions
- Configuring DNS Integration with Active Directory
- Summary
- Exam Essentials

Chapter 3: Administer Active Directory

- Active Directory Overview
- An Overview of OUs
- Planning the OU Structure
- Creating OUs
- Managing OUs
- Troubleshooting OUs
- Creating and Managing Active Directory Objects
- Using Group Policy for Security
- Publishing Active Directory Objects
- Using the Command Prompt for Active Directory Configuration
- PowerShell for Active Directory
- Summary



- Exam Essentials

Chapter 4: Maintaining Active Directory

- Overview of Network Planning
- Overview of Active Directory Replication and Sites
- Implementing Sites and Subnets
- Configuring Replication
- Monitoring and Troubleshooting Active Directory Replication
- Reasons for Creating Multiple Domains
- Creating Domain Trees and Forests
- Demoting a Domain Controller
- Managing Multiple Domains
- Maintain Active Directory
- Summary
- Exam Essentials

Chapter 5: Implementing GPOs

- Introducing Group Policy
- Planning a Group Policy Strategy




- Implementing Group Policy
- Managing Group Policy
- Deploying Software Through a GPO
- Implementing Software Deployment
- Configuring Software Deployment Settings
- Troubleshooting Group Policies
- Summary
- Exam Essentials

Chapter 6: Understanding Certificates

- Features of Windows Server 2016 Certificate Services
- PowerShell for AD CS
- Summary
- Exam Essentials

Chapter 7: Configure Access and Information Protection Solutions

- Implement Active Directory Federation Services
- Workplace Join



- Active Directory Rights Management Services
- Configuring a Web Application Proxy
- PowerShell Commands
- Summary
- Exam Essentials

Chapter 8: Appendix

- Video Tutorials

Videos and How To

uCertify course includes videos to help understand concepts. It also includes How Tos that help learners in accomplishing certain tasks.

76
VIDEOS

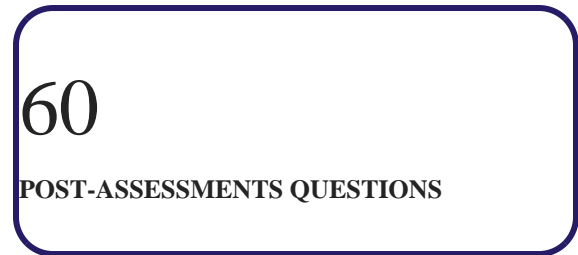
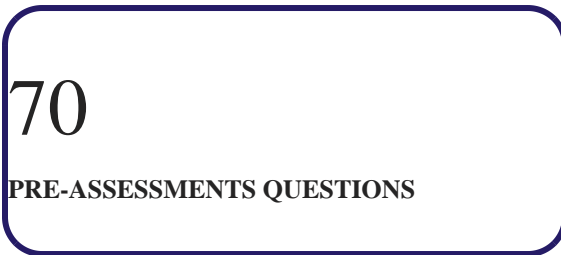
20:54
HOURS

11. Practice Test

uCertify provides full length practice tests. These tests closely follow the exam objectives and are designed to simulate real exam conditions. Each course has a number of test sets consisting of hundreds of items to ensure that learners are prepared for the certification exam.



Here's what you get



Features

Full Remediation

Each question comes with detailed remediation explaining not only why an answer option is correct but also why it is incorrect.

Unlimited Practice

Each test can be taken unlimited number of times until the learner feels they are prepared. Learner can review the test and read detailed remediation. Detailed test history is also available.

Learn, Test and Review Mode

Each test set comes with learn, test and review modes. In learn mode, learners will attempt a question and will get immediate feedback and complete remediation as they move on to the next question. In test mode, learners can take a timed test simulating the actual exam conditions. In review mode, learners can read through one item at a time without attempting it.

12. Performance Based Labs

uCertify's performance-based labs are Live Labs. Learn the real world skills using Live Labs. uCertify Labs are cloud-based, device-enabled and can be easily integrated with an LMS. Features of uCertify labs:

- Provide hands-on experience in a safe, online environment



- Labs simulate real world, hardware, software & CLI environment
- Flexible and inexpensive alternative to physical Labs
- Comes with well-organized component library for every task
- Highly interactive - learn by doing
- Explanations and remediation available
- Videos on how to perform

Lab Tasks

- Promoting a Domain Controller
- Installing AD DS on Server Core Using PowerShell
- Creating a RODC Server
- Viewing the Active Directory Event Log
- Joining a Computer to an Active Directory Domain
- Installing the DFS Namespace Service
- Creating an Organizational Unit (OU) Structure
- Modifying an Organizational Unit (OU) Structure
- Using the Delegation of Control Wizard
- Delegating Custom Tasks
- Creating Active Directory Objects
- Creating a User Template
- Managing Object Properties
- Moving Active Directory Objects
- Resetting an Existing Computer Account
- Applying Security Policies by Using Group Policy
- Enabling Fine-Grained Password Policy
- Adding a Printer
- Creating and Publishing a Shared Folder
- Finding Objects in Active Directory
- Creating a PSO Using the Active Directory Administrative Center
- Creating Sites



- Creating Subnets
- Creating Site Links and Site Link Bridges
- Moving Server Objects Between Sites
- Configuring DHCP Filtering
- Installing the Remote Access Role
- Configuring User Class Options
- Adding a UPN Suffix
- Managing GC Servers
- Managing Universal Group Membership Caching
- Configuring the NFS Data Store
- Creating a Group Policy Object Using Group Policy Management Console (GPMC)
- Configuring BranchCache Firewall Exceptions
- Enabling the Auditing of Active Directory Objects
- Restricting a User Profile for Dial-In Access
- Enabling DHCP Name Protection
- Delegating Administrative Control of Group Policy
- Configuring Automatic Certificate Enrollment in Group Policy
- Generating and Viewing Audit Logs
- Configuring Role-based Access Control
- Installing AD CS Through Server Manager
- Configuring the Audit Object Access Policy
- Backing Up the Certificate Authority Server
- Removing the Database Files
- Enabling DHCP-DNS Integration
- Installing the DHCP Service
- Creating DNS RRs
- Performing Simple DNS Testing
- Installing AD FS Role on a Computer Using Server Manager
- Using the nslookup Command
- Performing the DNS Aging and Scavenging
- Configuring the iSCSI Storage Connection
- Installing the iSNS Feature on Windows Server 2016
- Installing NLB Nodes
- Using the Dependency Viewer
- Installing Hyper-V in Full Installation Mode



- Creating an Internal Virtual Network
- Creating a Differencing Hard Disk

Here's what you get



13. Post-Assessment

After completion of the uCertify course Post-Assessments are given to students and often used in conjunction with a Pre-Assessment to measure their achievement and the effectiveness of the exam.

Have Any Query? We Are Happy To Help!

GET IN TOUCH:

 **Contact No** 

 **Email** sales@ucertify.com

 **www** [uCertify.com](http://www.uCertify.com)