



Course Outline

**Supporting Windows 8.1
(Course & Labs)**



17 Jan 2020



Lesson



Practice test



Lab

Contents

1. Course Objective
2. Pre-Assessment
3. Exercises, Quizzes, Flashcards & Glossary
 - Number of Questions
4. Expert Instructor-Led Training
5. ADA Compliant & JAWS Compatible Platform
6. State of the Art Educator Tools
7. Award Winning Learning Platform (LMS)
8. Chapter & Lessons
 - Syllabus
 - Chapter 1: Planning the Windows 8.1 Installation
 - Chapter 2: Using Virtualization Technologies
 - Chapter 3: Installing Windows 8.1
 - Chapter 4: Networking
 - Chapter 5: Windows Firewall and Remote Access
 - Chapter 6: Managing Windows 8.1 in a Domain
 - Chapter 7: Users and Groups
 - Chapter 8: Managing Security
 - Chapter 9: Managing Files and Disks on Windows 8.1
 - Chapter 10: Managing Windows 8.1 Hardware and Printers
 - Chapter 11: Recovery and Backup Options
 - Chapter 12: Installing and Configuring Applications
 - Chapter 13: Monitoring System Performance and Recovery
 - Chapter 14: Appendix A
9. Videos and How To

Practice Test

Here's what you get

Features

10. Performance Based Labs

Lab Tasks

Here's what you get

11. Post-Assessment

1. Course Objective

Gain hands-on expertise in Microsoft 70-688 certification exam by 70-688 - Supporting Windows 8.1 course and performance-based labs. Performance based labs simulate real-world, hardware, software & command line interface environments and can be mapped to any text-book, course & training. Microsoft 70-688- Supporting Windows 8.1 certification program validates the skills and expertise of IT professionals. 70-688 exam covers supporting operating system and application installation; resource access; and Windows clients and devices.

2. Pre-Assessment

Pre-Assessment lets you identify the areas for improvement before you start your prep. It determines what students know about a topic before it is taught and identifies areas for improvement with question assessment before beginning the course.

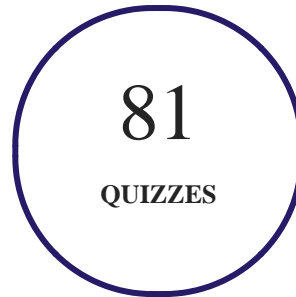
3. Exercises

There is no limit to the number of times learners can attempt these. Exercises come with detailed remediation, which ensures that learners are confident on the topic before proceeding.

256
EXERCISES

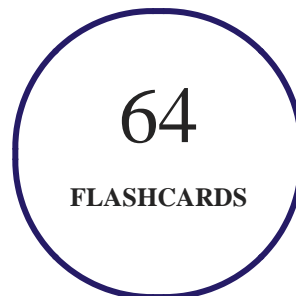
4. Quizzes

Quizzes test your knowledge on the topics of the exam when you go through the course material. There is no limit to the number of times you can attempt it.



5. Flashcards

Flashcards are effective memory-aiding tools that help you learn complex topics easily. The flashcard will help you in memorizing definitions, terminologies, key concepts, and more. There is no limit to the number of times learners can attempt these. Flashcards help master the key concepts.



6. Glossary of terms

uCertify provides detailed explanations of concepts relevant to the course through Glossary. It contains a list of frequently used terminologies along with its detailed explanation. Glossary defines the key terms.



7. Expert Instructor-Led Training

uCertify uses the content from the finest publishers and only the IT industry's finest instructors. They have a minimum of 15 years real-world experience and are subject matter experts in their fields. Unlike a live class, you can study at your own pace. This creates a personal learning experience and gives you all the benefit of hands-on training with the flexibility of doing it around your schedule 24/7.

8. ADA Compliant & JAWS Compatible Platform

uCertify course and labs are ADA (Americans with Disability Act) compliant. It is now more accessible to students with features such as:

- Change the font, size, and color of the content of the course
- Text-to-speech, reads the text into spoken words
- Interactive videos, how-tos videos come with transcripts and voice-over
- Interactive transcripts, each word is clickable. Students can clip a specific part of the video by clicking on a word or a portion of the text.

JAWS (Job Access with Speech) is a computer screen reader program for Microsoft Windows that reads the screen either with a text-to-speech output or by a Refreshable Braille display. Student can easily navigate uCertify course using JAWS shortcut keys.

9. State of the Art Educator Tools

uCertify knows the importance of instructors and provide tools to help them do their job effectively. Instructors are able to clone and customize course. Do ability grouping. Create sections. Design grade scale and grade formula. Create and schedule assignments. Educators can also move a student from self-paced to mentor-guided to instructor-led mode in three clicks.

10. Award Winning Learning Platform (LMS)

uCertify has developed an award winning, highly interactive yet simple to use platform. The SIIA CODiE Awards is the only peer-reviewed program to showcase business and education technology's

finest products and services. Since 1986, thousands of products, services and solutions have been recognized for achieving excellence. uCertify has won CODiE awards consecutively for last 5 years:

- **2014**

1. Best Postsecondary Learning Solution

- **2015**

1. Best Education Solution
2. Best Virtual Learning Solution
3. Best Student Assessment Solution
4. Best Postsecondary Learning Solution
5. Best Career and Workforce Readiness Solution
6. Best Instructional Solution in Other Curriculum Areas
7. Best Corporate Learning/Workforce Development Solution

- **2016**

1. Best Virtual Learning Solution
2. Best Education Cloud-based Solution
3. Best College and Career Readiness Solution
4. Best Corporate / Workforce Learning Solution
5. Best Postsecondary Learning Content Solution
6. Best Postsecondary LMS or Learning Platform
7. Best Learning Relationship Management Solution

- **2017**

1. Best Overall Education Solution
2. Best Student Assessment Solution
3. Best Corporate/Workforce Learning Solution
4. Best Higher Education LMS or Learning Platform

- **2018**

1. Best Higher Education LMS or Learning Platform
2. Best Instructional Solution in Other Curriculum Areas

3. Best Learning Relationship Management Solution

11. Chapter & Lessons

uCertify brings these textbooks to life. It is full of interactive activities that keeps the learner engaged. uCertify brings all available learning resources for a topic in one place so that the learner can efficiently learn without going to multiple places. Challenge questions are also embedded in the chapters so learners can attempt those while they are learning about that particular topic. This helps them grasp the concepts better because they can go over it again right away which improves learning.

Learners can do Flashcards, Exercises, Quizzes and Labs related to each chapter. At the end of every lesson, uCertify courses guide the learners on the path they should follow.

Syllabus

Chapter 1: Planning the Windows 8.1 Installation

- Choosing a Windows 8.1 Edition
- Evaluating Hardware and Compatibility Requirements
- Choosing between an Upgrade and a Clean Install
- Designing an Operating System Installation Strategy
- Summary
- Exam Essentials

Chapter 2: Using Virtualization Technologies

- Understanding Virtualization and Hyper-V
- Reviewing Requirements for Hyper-V
- Enabling Hyper-V
- Configuring Virtual Switches
- Creating Virtual Machines
- Designing a Virtual Application Strategy
- Summary
- Exam Essentials

Chapter 3: Installing Windows 8.1

- Performing a Local Installation
- Installing and Configuring Windows To Go
- Creating and Installing a VHD
- Designing a Solution for User Settings
- Migrating User Data
- Summary
- Exam Essentials

Chapter 4: Networking

- Understanding Network Connectivity in an Enterprise
- Using the Network and Sharing Center
- Resolving Connectivity Issues
- Verifying Hardware and Cabling
- Summary
- Exam Essentials

Chapter 5: Windows Firewall and Remote Access

- Configuring Windows Firewall
- Windows Firewall with Advanced Security
- Configuring Remote Management
- Summary
- Exam Essentials

Chapter 6: Managing Windows 8.1 in a Domain

- Workgroups vs. Domains
- Authentication and Authorization in a Domain
- Using Group Policy in a Domain

- Summary
- Exam Essentials

Chapter 7: Users and Groups

- Overview of Windows 8.1 User Accounts
- Logging On and Logging Off
- Working with User Accounts
- Managing User Properties
- Troubleshooting User Account Authentication
- Using, Creating, and Managing Groups
- Summary
- Exam Essentials

Chapter 8: Managing Security

- Managing Security
- Managing and Applying LGPOs
- Configuring User Account Control
- Using Advanced Security Options

- Using BitLocker Drive Encryption
- Understanding Smart Cards
- Managing File and Folder Security
- Managing Network Access
- Using Windows Update
- Using System Center 2012
- Summary
- Exam Essentials

Chapter 9: Managing Files and Disks on Windows 8.1

- Understanding Files and Folders
- Configuring Folder Sharing
- Managing File and Folder Security
- Managing Network Access to Folders
- Managing Local Storage
- Monitoring System Performance
- Controlling Access to Removable Media
- Summary

- Exam Essentials

Chapter 10: Managing Windows 8.1 Hardware and Printers

- Configuring Devices and Device Drivers
- Installing and Sharing Printers
- Monitoring and Managing Print Servers
- Supporting Desktop Apps
- Summary
- Exam Essentials

Chapter 11: Recovery and Backup Options

- System Protection
- File Recovery
- Summary
- Exam Essentials

Chapter 12: Installing and Configuring Applications

- Windows Store
- Supporting Desktop Apps

- Summary
- Exam Essentials

Chapter 13: Monitoring System Performance and Recovery

- Using Task Manager
- Using Event Viewer
- Using Performance Monitor
- Optimizing Performance by Using Windows Performance Toolkit
- Troubleshooting Boot Issues
- Summary
- Exam Essentials

Chapter 14: Appendix A

- Certification Objectives Map

Videos and How To

uCertify course includes videos to help understand concepts. It also includes How Tos that help learners in accomplishing certain tasks.

75
VIDEOS

01:08
HOURS

12. Practice Test

uCertify provides full length practice tests. These tests closely follow the exam objectives and are designed to simulate real exam conditions. Each course has a number of test sets consisting of hundreds of items to ensure that learners are prepared for the certification exam.

Here's what you get

35
PRE-ASSESSMENTS QUESTIONS

30
POST-ASSESSMENTS QUESTIONS

Features

Full Remediation

Each question comes with detailed remediation explaining not only why an answer option is correct

but also why it is incorrect.

Unlimited Practice

Each test can be taken unlimited number of times until the learner feels they are prepared. Learner can review the test and read detailed remediation. Detailed test history is also available.

Learn, Test and Review Mode

Each test set comes with learn, test and review modes. In learn mode, learners will attempt a question and will get immediate feedback and complete remediation as they move on to the next question. In test mode, learners can take a timed test simulating the actual exam conditions. In review mode, learners can read through one item at a time without attempting it.

13. Performance Based Labs

uCertify's performance-based labs are simulators that provides virtual environment. Labs deliver hands on experience with minimal risk and thus replace expensive physical labs. uCertify Labs are cloud-based, device-enabled and can be easily integrated with an LMS. Features of uCertify labs:

- Provide hands-on experience in a safe, online environment
- Labs simulate real world, hardware, software & CLI environment
- Flexible and inexpensive alternative to physical Labs
- Comes with well-organized component library for every task
- Highly interactive - learn by doing
- Explanations and remediation available
- Videos on how to perform


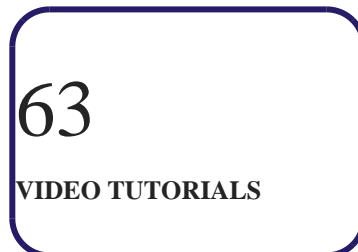
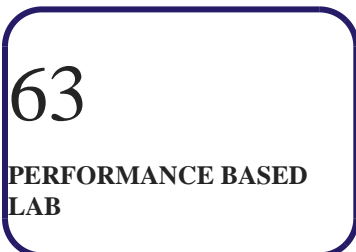
Lab Tasks

- Enabling Hyper-V
- Creating a virtual switch
- Creating a virtual machine
- Creating a bootable VHD using Disk Management

- Showing hidden and system-protected files
- Understanding the ipconfig command
- Configuring IPv4 address
- Creating a metered connection
- Enabling network discovery
- Configuring a wireless NIC
- Configuring a NIC
- Releasing and renewing an IP address
- Analyzing domain names with nslookup
- Verifying and diagnosing the network adapter
- Running hostname resolution commands
- Connecting to the Internet using mobile broadband
- Turning on Windows Firewall
- Configuring Windows Firewall with advanced security
- Connecting to a remote computer
- Changing a standard account into an administrator account
- Creating new users
- Changing a user password
- Deleting a user account
- Renaming a user account
- Adding local users and groups snap-in
- Changing user properties
- Assigning home folders
- Adding accounts to groups
- Enabling auditing of files, folders, and printers
- Adding the local computer policy snap-In
- Accessing the LGPO
- Configuring password policy
- Adding groups to user right assignment policy
- Changing the default security level
- Configuring security settings in IE
- Adding a website to trusted sites
- Encrypting flash drive with BitLocker
- Configuring BitLocker for an identification field
- Creating a homegroup

- Joining a HomeGroup
- Adding a permission entry for a folder
- Uploading photos and videos to OneDrive
- Configuring folder sharing
- Allowing access to a group
- Encrypting a folder
- Changing a basic disk into a dynamic disk
- Configuring disk quotas
- Changing indexing option
- Viewing a device driver in Device Manager
- Rolling back a device driver
- Updating a device driver
- Installing a device driver
- Configuring and managing updates
- Sharing a printer
- Configuring remote desktop
- Rolling back to a restore point
- Turning on system protection
- Creating a restore point
- Restoring a deleted file
- Turning on automatic app updates
- Installing calculator app
- Reviewing calculator information in store
- Creating event subscription

Here's what you get



14. Post-Assessment

After completion of the uCertify course Post-Assessments are given to students and often used in conjunction with a Pre-Assessment to measure their achievement and the effectiveness of the exam.

Have Any Query? We Are Happy To Help!

GET IN TOUCH:

■ Contact No

■ Email: sales@ucertify.com

■ www.uCertify.com