

# uCertify

## Course Outline

---

**MCSA/MCSE - Administering  
Windows Server 2012 R2 (Course  
& Lab)**



Lesson



Practice test



Lab



Live-Lab

## Contents

1. Course Objective
2. Pre-Assessment
3. Exercises, Quizzes, Flashcards & Glossary
  - Number of Questions
4. Expert Instructor-Led Training
5. ADA Compliant & JAWS Compatible Platform
6. State of the Art Educator Tools
7. Award Winning Learning Platform (LMS)
8. Chapter & Lessons
  - Syllabus
  - Chapter 1: Manage and Maintain Servers
  - Chapter 2: Manage File Services
  - Chapter 3: Configure DNS
  - Chapter 4: Configure Routing and Remote Access
  - Chapter 5: Configure a Network Policy Server Infrastructure
  - Chapter 6: Configure and Manage Active Directory
  - Chapter 7: Configure and Manage Group Policy
  - Chapter 8: Appendix A
- Videos and How To
9. Practice Test
  - Here's what you get
  - Features
10. Performance Based Labs
  - Lab Tasks
  - Here's what you get
11. Post-Assessment

## 1. Course Objective

The MCSA/MCSE - Administering Windows Server 2012 R2 Course & Lab offer interactive learning resources that help candidates prepare for the Microsoft MCSA 70-411 certification exam. The lab can be mapped to any course, textbook, or training, therefore, adding value and hands-on components to virtually any training. The course and lab cover the 70-411 exam objectives and provide hands-on learning to deploy, manage, and maintain servers; configure file and print services; configure network services and access; configure and manage Active Directory; configure and manage Group Policy; configure network policy server infrastructure, and more.

## 2. Pre-Assessment

Pre-Assessment lets you identify the areas for improvement before you start your prep. It determines what students know about a topic before it is taught and identifies areas for improvement with question assessment before beginning the course.

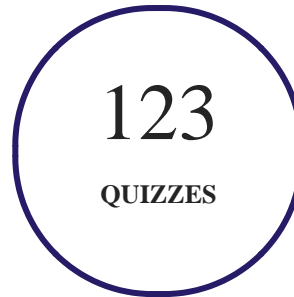
## 3. Exercises

There is no limit to the number of times learners can attempt these. Exercises come with detailed remediation, which ensures that learners are confident on the topic before proceeding.

72  
EXERCISES


## 4. Quizzes

Quizzes test your knowledge on the topics of the exam when you go through the course material. There is no limit to the number of times you can attempt it.



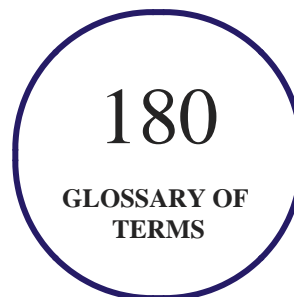
## 5. Flashcards

Flashcards are effective memory-aiding tools that help you learn complex topics easily. The flashcard will help you in memorizing definitions, terminologies, key concepts, and more. There is no limit to the number of times learners can attempt these. Flashcards help master the key concepts.



## 6. Glossary of terms

uCertify provides detailed explanations of concepts relevant to the course through Glossary. It contains a list of frequently used terminologies along with its detailed explanation. Glossary defines the key terms.



## 7. Expert Instructor-Led Training

uCertify uses the content from the finest publishers and only the IT industry's finest instructors. They have a minimum of 15 years real-world experience and are subject matter experts in their fields. Unlike a live class, you can study at your own pace. This creates a personal learning experience and gives you all the benefit of hands-on training with the flexibility of doing it around your schedule 24/7.

## 8. ADA Compliant & JAWS Compatible Platform

uCertify course and labs are ADA (Americans with Disability Act) compliant. It is now more accessible to students with features such as:

- Change the font, size, and color of the content of the course
- Text-to-speech, reads the text into spoken words
- Interactive videos, how-tos videos come with transcripts and voice-over
- Interactive transcripts, each word is clickable. Students can clip a specific part of the video by clicking on a word or a portion of the text.

JAWS (Job Access with Speech) is a computer screen reader program for Microsoft Windows that reads the screen either with a text-to-speech output or by a Refreshable Braille display. Student can easily navigate uCertify course using JAWS shortcut keys.

## 9. State of the Art Educator Tools

uCertify knows the importance of instructors and provide tools to help them do their job effectively. Instructors are able to clone and customize course. Do ability grouping. Create sections. Design grade scale and grade formula. Create and schedule assignments. Educators can also move a student from self-paced to mentor-guided to instructor-led mode in three clicks.

## 10. Award Winning Learning Platform (LMS)

uCertify has developed an award winning, highly interactive yet simple to use platform. The SIIA CODiE Awards is the only peer-reviewed program to showcase business and education technology's

finest products and services. Since 1986, thousands of products, services and solutions have been recognized for achieving excellence. uCertify has won CODiE awards consecutively for last 5 years:

- **2014**

1. Best Postsecondary Learning Solution

- **2015**

1. Best Education Solution
2. Best Virtual Learning Solution
3. Best Student Assessment Solution
4. Best Postsecondary Learning Solution
5. Best Career and Workforce Readiness Solution
6. Best Instructional Solution in Other Curriculum Areas
7. Best Corporate Learning/Workforce Development Solution

- **2016**

1. Best Virtual Learning Solution
2. Best Education Cloud-based Solution
3. Best College and Career Readiness Solution
4. Best Corporate / Workforce Learning Solution
5. Best Postsecondary Learning Content Solution
6. Best Postsecondary LMS or Learning Platform
7. Best Learning Relationship Management Solution

- **2017**

1. Best Overall Education Solution
2. Best Student Assessment Solution
3. Best Corporate/Workforce Learning Solution
4. Best Higher Education LMS or Learning Platform

- **2018**

1. Best Higher Education LMS or Learning Platform
2. Best Instructional Solution in Other Curriculum Areas

3. Best Learning Relationship Management Solution

## 11. Chapter & Lessons

uCertify brings these textbooks to life. It is full of interactive activities that keeps the learner engaged. uCertify brings all available learning resources for a topic in one place so that the learner can efficiently learn without going to multiple places. Challenge questions are also embedded in the chapters so learners can attempt those while they are learning about that particular topic. This helps them grasp the concepts better because they can go over it again right away which improves learning.

Learners can do Flashcards, Exercises, Quizzes and Labs related to each chapter. At the end of every lesson, uCertify courses guide the learners on the path they should follow.

### Syllabus

#### Chapter 1: Manage and Maintain Servers

- Using Windows Deployment Services
- Configuring Windows Server Update Services
- Overview of Windows Server 2012 R2 Performance Monitoring
- Using Windows Server 2012 R2 Performance Tools
- Summary
- Exam Essentials

#### Chapter 2: Manage File Services

- Configuring File Server Resource Manager
- Configure File and Disk Encryption
- Configuring Distributed File System
- Implementing an Audit Policy
- Making Active Directory Objects Available to Users
- Summary
- Exam Essentials

### Chapter 3: Configure DNS

- Introducing DNS
- Introducing DNS Database Zones
- Advantages of DNS in Windows Server 2012 R2
- Introducing DNS Record Types
- Configuring DNS
- Monitoring and Troubleshooting DNS
- Summary
- Exam Essentials

### Chapter 4: Configure Routing and Remote Access



- Overview of Dial-Up Networking
- Overview of Virtual Private Networks
- Configuring Your Remote Access Server
- Understanding a VPN
- Configuring a VPN
- Managing Your Remote Access Server
- Configuring a VPN Client
- Configuring a Web Application Proxy
- Understanding DirectAccess
- Summary
- Exam Essentials

## Chapter 5: Configure a Network Policy Server Infrastructure

- Overview of Wireless Access
- Remote Access Security
- Configuring User Access
- Configuring Security

- Summary
- Exam Essentials

## Chapter 6: Configure and Manage Active Directory

- Active Directory Security Overview
- Implementing Active Directory Security
- Using Group Policy for Security
- Managing Multiple Domains
- Maintain Active Directory
- Summary
- Exam Essentials

## Chapter 7: Configure and Manage Group Policy

- Introducing Group Policy Objects
- Planning a Group Policy Strategy
- Implementing Group Policy
- Managing Group Policy
- Deploying Software Through a GPO
- Implementing Software Deployment

- Configuring Software Deployment Settings
- Troubleshooting Group Policies
- Summary
- Exam Essentials

## Chapter 8: Appendix A

- Video Tutorials

## Videos and How To

uCertify course includes videos to help understand concepts. It also includes How Tos that help learners in accomplishing certain tasks.

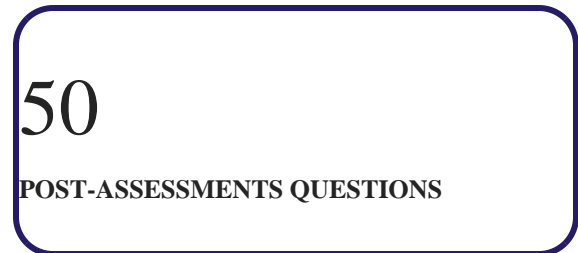
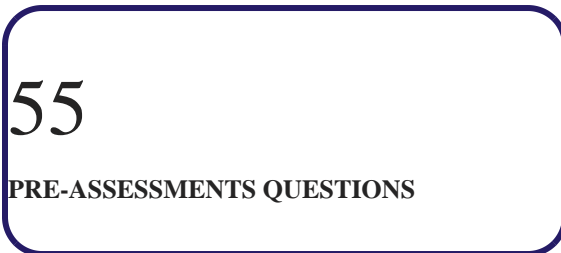
**84**  
VIDEOS

**16:24**  
HOURS

## 12. Practice Test

uCertify provides full length practice tests. These tests closely follow the exam objectives and are designed to simulate real exam conditions. Each course has a number of test sets consisting of hundreds of items to ensure that learners are prepared for the certification exam.

## Here's what you get



## Features

### Full Remediation

Each question comes with detailed remediation explaining not only why an answer option is correct but also why it is incorrect.

### Unlimited Practice

Each test can be taken unlimited number of times until the learner feels they are prepared. Learner can review the test and read detailed remediation. Detailed test history is also available.

### Learn, Test and Review Mode

Each test set comes with learn, test and review modes. In learn mode, learners will attempt a question and will get immediate feedback and complete remediation as they move on to the next question. In test mode, learners can take a timed test simulating the actual exam conditions. In review mode, learners can read through one item at a time without attempting it.

## 13. Performance Based Labs

uCertify's performance-based labs are simulators that provides virtual environment. Labs deliver hands on experience with minimal risk and thus replace expensive physical labs. uCertify Labs are cloud-based, device-enabled and can be easily integrated with an LMS. Features of uCertify labs:

- Provide hands-on experience in a safe, online environment


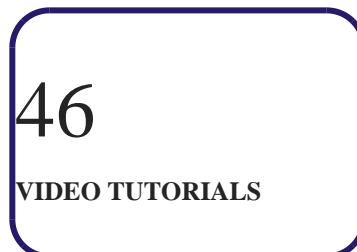
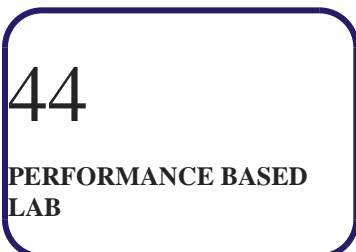
- Labs simulate real world, hardware, software & CLI environment
- Flexible and inexpensive alternative to physical Labs
- Comes with well-organized component library for every task
- Highly interactive - learn by doing
- Explanations and remediation available
- Videos on how to perform

## **Lab Tasks**

- Installing a WSUS server
- Configuring a WSUS server
- Configuring a GPO for WSUS
- Installing SNMP
- Configuring SNMP
- Enabling BitLocker
- Installing the DFS role services
- Enabling audit logon events for success and failure
- Enabling auditing of Active Directory objects
- Installing a DNS server
- Setting dynamic updates
- Creating DNS resource records
- Configuring a zone for dynamic updates
- Creating DNS domains
- Performing simple DNS tests
- Configuring an incoming connection
- Changing remote access logging settings
- Installing RRAS for IP routing
- Creating a VPN Network Access Policy
- Installing the DirectAccess feature
- Creating a Network Access Policy
- Restricting a user profile for dial-in access

- Applying security policies by using Group Policy
- Viewing auditing data
- Enabling an active desktop
- Prohibiting user access to Control Panel and PC
- Assigning single-master operations
- Managing trust relationships
- Adding and removing a UPN suffix
- Managing global catalog servers
- Managing universal group membership caching
- Deleting the web browsing history
- Editing a new GPO
- Adding a group to the GPO
- Creating and linking a new GPO to an OU
- Applying maximum security log size
- Applying security policy settings
- Configuring the Certificate Services Client - Auto Enrollment policy
- Creating a Starter GPO
- Creating group policy objects from Starter GPO
- Creating a GPO and linking it with the existing GPO
- Removing groups from GPOs
- Creating automatically generated executable rules
- Defining software restrictions policies

## Here's what you get



## 14. Live Labs

Live-Lab is a real computer equipment, networked together and conveniently accessible over the internet using virtualization. A live-lab has equipments such as a computer, server, switch or router in it that a user is free to configure.

The benefits of live-labs are:

- Exam based practical tasks
- Real equipment, absolutely no simulations
- Access to the latest industry technologies
- Available anytime, anywhere on any device
- Break and Reset functionality
- No hardware costs

## Lab Tasks

### **Manage and Maintain Servers**

- Installing a WSUS server
- Configuring a WSUS server
- Configuring a GPO for WSUS
- Installing SNMP
- Configuring SNMP

### **Manage File Services**

- Enabling BitLocker
- Installing the DFS role services
- Enabling audit logon events for success and failure
- Enabling auditing of Active Directory objects

### **Configure DNS**

- Installing a DNS server
- Setting dynamic updates
- Creating DNS resource records
- Configuring a zone for dynamic updates
- Creating DNS domains
- Performing simple DNS tests

### **Configure Routing and Remote Access**

- Configuring an incoming connection
- Changing remote access logging settings
- Installing RRAS for IP routing
- Creating a VPN Network Access Policy
- Installing the DirectAccess feature

### **Configure a Network Policy Server Infrastructure**

- Creating a Network Access Policy
- Restricting a user profile for dial-in access

### **Configure and Manage Active Directory**

- Applying security policies by using Group Policy
- Viewing auditing data
- Enabling an active desktop
- Prohibiting user access to Control Panel and PC
- Assigning single-master operations
- Managing trust relationships
- Adding and removing a UPN suffix



- Managing global catalog servers
- Managing universal group membership caching

### **Configure and Manage Group Policy**

- Deleting the web browsing history
- Editing a new GPO
- Adding a group to the GPO
- Creating and linking a new GPO to an OU
- Applying maximum security log size
- Applying security policy settings
- Configuring the Certificate Services Client - Auto Enrollment policy
- Creating a Starter GPO
- Creating group policy objects from Starter GPO
- Creating a GPO and linking it with the existing GPO
- Removing groups from GPOs
- Creating automatically generated executable rules
- Defining software restrictions policies

### **Appendix A**

## **Here's what you get**

**44**  
LIVE LABS

**46**  
VIDEO TUTORIALS

**45**  
MINUTES

## **15. Post-Assessment**

After completion of the uCertify course Post-Assessments are given to students and often used in conjunction with a Pre-Assessment to measure their achievement and the effectiveness of the exam.

**Have Any Query? We Are Happy To Help!**

## GET IN TOUCH:

■ Contact No

■ Email: [sales@ucertify.com](mailto:sales@ucertify.com)

■ [www.uCertify.com](http://www.uCertify.com)