



# Course Outline

---

## CompTIA A+ Study Guide: Exam 220-1001



Lesson



Practice test



Lab

## Contents

1. Course Objective
2. Pre-Assessment
3. Exercises, Quizzes, Flashcards & Glossary
  - Number of Questions
4. Expert Instructor-Led Training
5. ADA Compliant & JAWS Compatible Platform
6. State of the Art Educator Tools
7. Award Winning Learning Platform (LMS)
8. Chapter & Lessons
  - Syllabus
  - Chapter 1: Introduction
  - Chapter 2: Motherboards, Processors, and Memory
  - Chapter 3: Internal Expansion, Storage Devices, and Power Supplies
  - Chapter 4: Peripherals and Connectors
  - Chapter 5: Custom PC Configurations
  - Chapter 6: Installing and Configuring Printers
  - Chapter 7: Networking Fundamentals
  - Chapter 8: Introduction to TCP/IP
  - Chapter 9: Installing Wireless and SOHO Networks
  - Chapter 10: Network Services, Virtualization, and Cloud Computing
  - Chapter 11: Understanding Laptops
  - Chapter 12: Understanding Mobile Devices
  - Chapter 13: Mobile Device Connectivity and Synchronization
  - Chapter 14: Troubleshooting Methodology and Resolving Core Hardware Problems

Chapter 15: Hardware and Network Troubleshooting

Chapter 16: Appendix: 3D Avatar Based Simulation

Chapter 17: Appendix: 3D Objects

Videos and How To

9. Practice Test

Here's what you get

Features

10. Performance Based Labs

Lab Tasks

Here's what you get

11. Post-Assessment

## 1. Course Objective

Gain hands-on experience to pass the CompTIA A+ 220-1001 certification exam with CompTIA A+ Study Guide: Exam 220-1001. The lab delivers a hands-on experience with minimal risk replacing expensive physical labs. Interactive chapters provide complete coverage of the CompTIA A+ 220-1001 exam objectives and help you learn to install and support Windows OS including command line & client support, troubleshoot device and network issues, and so on.

## 2. Pre-Assessment

Pre-Assessment lets you identify the areas for improvement before you start your prep. It determines what students know about a topic before it is taught and identifies areas for improvement with question assessment before beginning the course.

## 3. Exercises

There is no limit to the number of times learners can attempt these. Exercises come with detailed remediation, which ensures that learners are confident on the topic before proceeding.



## 4. Quizzes

Quizzes test your knowledge on the topics of the exam when you go through the course material. There is no limit to the number of times you can attempt it.



280

QUIZZES

## 5. Flashcards

Flashcards are effective memory-aiding tools that help you learn complex topics easily. The flashcard will help you in memorizing definitions, terminologies, key concepts, and more. There is no limit to the number of times learners can attempt these. Flashcards help master the key concepts.

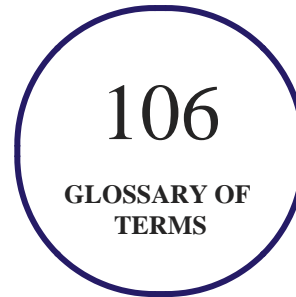


95

FLASHCARDS

## 6. Glossary of terms

uCertify provides detailed explanations of concepts relevant to the course through Glossary. It contains a list of frequently used terminologies along with its detailed explanation. Glossary defines the key terms.



## 7. Expert Instructor-Led Training

uCertify uses the content from the finest publishers and only the IT industry's finest instructors. They have a minimum of 15 years real-world experience and are subject matter experts in their fields. Unlike a live class, you can study at your own pace. This creates a personal learning experience and gives you all the benefit of hands-on training with the flexibility of doing it around your schedule 24/7.

## 8. ADA Compliant & JAWS Compatible Platform

uCertify course and labs are ADA (Americans with Disability Act) compliant. It is now more accessible to students with features such as:

- Change the font, size, and color of the content of the course
- Text-to-speech, reads the text into spoken words
- Interactive videos, how-tos videos come with transcripts and voice-over
- Interactive transcripts, each word is clickable. Students can clip a specific part of the video by clicking on a word or a portion of the text.

JAWS (Job Access with Speech) is a computer screen reader program for Microsoft Windows that reads the screen either with a text-to-speech output or by a Refreshable Braille display. Student can easily navigate uCertify course using JAWS shortcut keys.

## 9. State of the Art Educator Tools

uCertify knows the importance of instructors and provide tools to help them do their job effectively. Instructors are able to clone and customize course. Do ability grouping. Create sections. Design grade scale and grade formula. Create and schedule assignments. Educators can also move a student from self-paced to mentor-guided to instructor-led mode in three clicks.

## 10. Award Winning Learning Platform (LMS)

uCertify has developed an award winning, highly interactive yet simple to use platform. The SIIA CODiE Awards is the only peer-reviewed program to showcase business and education technology's finest products and services. Since 1986, thousands of products, services and solutions have been recognized for achieving excellence. uCertify has won CODiE awards consecutively for last 5 years:

- **2014**
  1. Best Postsecondary Learning Solution
  
- **2015**
  1. Best Education Solution
  2. Best Virtual Learning Solution
  3. Best Student Assessment Solution
  4. Best Postsecondary Learning Solution
  5. Best Career and Workforce Readiness Solution
  6. Best Instructional Solution in Other Curriculum Areas
  7. Best Corporate Learning/Workforce Development Solution
  
- **2016**
  1. Best Virtual Learning Solution
  2. Best Education Cloud-based Solution

3. Best College and Career Readiness Solution
4. Best Corporate / Workforce Learning Solution
5. Best Postsecondary Learning Content Solution
6. Best Postsecondary LMS or Learning Platform
7. Best Learning Relationship Management Solution

- **2017**

1. Best Overall Education Solution
2. Best Student Assessment Solution
3. Best Corporate/Workforce Learning Solution
4. Best Higher Education LMS or Learning Platform

- **2018**

1. Best Higher Education LMS or Learning Platform
2. Best Instructional Solution in Other Curriculum Areas
3. Best Learning Relationship Management Solution

## 11. Chapter & Lessons

uCertify brings these textbooks to life. It is full of interactive activities that keeps the learner engaged. uCertify brings all available learning resources for a topic in one place so that the learner can efficiently learn without going to multiple places. Challenge questions are also embedded in the chapters so learners can attempt those while they are learning about that particular topic. This helps them grasp the concepts better because they can go over it again right away which improves learning.

Learners can do Flashcards, Exercises, Quizzes and Labs related to each chapter. At the end of every lesson, uCertify courses guide the learners on the path they should follow.

## Syllabus

Chapter 1: Introduction



- What Is A+ Certification?
- What Does This Course Cover?
- The CompTIA A+ Exam Objectives
- A+ Certification Exam Objectives: 220-1001

## Chapter 2: Motherboards, Processors, and Memory

- Understanding Motherboards
- Understanding Processors
- Understanding Memory
- Understanding Cooling Systems
- Summary
- Exam Essentials

## Chapter 3: Internal Expansion, Storage Devices, and Power Supplies

- Installing and Configuring Expansion Cards
- Understanding Storage Devices
- Understanding Power Supplies

- Summary
- Exam Essentials

#### Chapter 4: Peripherals and Connectors

- Understanding Cables and Connectors
- Understanding Uses of Peripheral Devices
- Summary
- Exam Essentials

#### Chapter 5: Custom PC Configurations

- Exploring Custom Configurations
- Thin Clients
- Summary
- Exam Essentials

#### Chapter 6: Installing and Configuring Printers

- Understanding Print Technologies and Imaging Processes
- Installing and Maintaining Printers

- Summary
- Exam Essentials

## Chapter 7: Networking Fundamentals

- Understanding Networking Principles
- Identifying Common Network Hardware
- Summary
- Exam Essentials

## Chapter 8: Introduction to TCP/IP

- Understanding TCP/IP
- Summary
- Exam Essentials

## Chapter 9: Installing Wireless and SOHO Networks

- Understanding Wireless Networking Technologies
- Installing and Configuring SOHO Networks
- Summary

- Exam Essentials

## Chapter 10: Network Services, Virtualization, and Cloud Computing

- Understanding Network Services
- Understanding Virtualization and Cloud Computing
- Summary
- Exam Essentials

## Chapter 11: Understanding Laptops

- Working with Laptops
- Input Devices
- Internal Expansion
- Laptop Displays
- External Peripherals
- Summary
- Exam Essentials

## Chapter 12: Understanding Mobile Devices

- Understanding Mobile Devices
- Summary
- Exam Essentials

### Chapter 13: Mobile Device Connectivity and Synchronization

- Understanding Network Connectivity and Email
- Configuring Mobile Device Synchronization
- Summary
- Exam Essentials

### Chapter 14: Troubleshooting Methodology and Resolving Core Hardware Problems

- Using the Troubleshooting Best Practice Methodology
- Troubleshooting Core Hardware Issues
- Summary
- Exam Essentials

### Chapter 15: Hardware and Network Troubleshooting

- Troubleshooting Storage and Video Problems

- Troubleshooting Common Mobile Device Issues
- Troubleshooting Printer Problems
- Troubleshooting Networking Problems
- Summary
- Exam Essentials

Chapter 16: Appendix: 3D Avatar Based Simulation

Chapter 17: Appendix: 3D Objects

## Videos and How To

uCertify course includes videos to help understand concepts. It also includes How Tos that help learners in accomplishing certain tasks.

45

VIDEOS

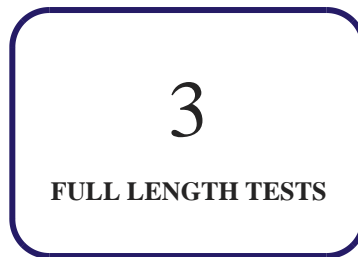
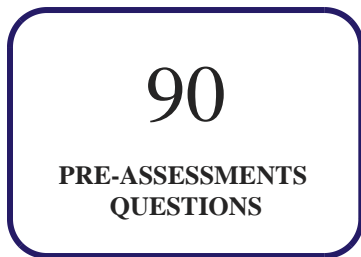
15:25

HOURS

## 12. Practice Test

uCertify provides full length practice tests. These tests closely follow the exam objectives and are designed to simulate real exam conditions. Each course has a number of test sets consisting of hundreds of items to ensure that learners are prepared for the certification exam.

## Here's what you get



## Features

### Full Remediation

Each question comes with detailed remediation explaining not only why an answer option is correct but also why it is incorrect.

### Unlimited Practice

Each test can be taken unlimited number of times until the learner feels they are prepared. Learner can review the test and read detailed remediation. Detailed test history is also available.

### Learn, Test and Review Mode

Each test set comes with learn, test and review modes. In learn mode, learners will attempt a question and will get immediate feedback and complete remediation as they move on to the next question. In test mode, learners can take a timed test simulating the actual exam conditions. In review mode, learners can read through one item at a time without attempting it.

## 13. Performance Based Labs

uCertify's performance-based labs are Live Labs. Learn the real world skills using Live Labs. uCertify Labs are cloud-based, device-enabled and can be easily integrated with an LMS. Features of uCertify labs:

- Provide hands-on experience in a safe, online environment
- Labs simulate real world, hardware, software & CLI environment
- Flexible and inexpensive alternative to physical Labs
- Comes with well-organized component library for every task
- Highly interactive - learn by doing
- Explanations and remediation available
- Videos on how to perform

## Lab Tasks

- Installing a PCI Sound Card
- Identifying a PCI-Bus Slot
- Assembling Computer Components
- Installing Motherboard Components
- Providing Cooling and Ventilation to a Motherboard
- Identifying a CPU Socket
- Installing a processor
- Enabling Hardware Virtualization
- Accessing BIOS Setup in Windows 10
- Viewing the Processor Information
- Disabling a Device Driver
- Enabling a Device Driver
- Setting Up a Boot Device Priority
- Verifying RAM Usage
- Installing Memory Modules
- Installing a USB 3.0 PCI Express Card (2.0 x4)



- Installing an Optical Drive and a PCI Sound Card
- Installing Firewire Cards
- Installing Expansion Cards on a Motherboard
- Installing a NIC
- Creating a Swap Partition
- Connecting the Motherboard to the Internal Hard Drive
- Inserting a CD on a Laptop
- Copying Files to a Disc Using File Explorer
- Inserting a Pen Drive into the USB Port
- Removing a Pen Drive from a Computer
- Installing SMPS and Connecting it to the Motherboard
- Replacing the Power Supply
- Replacing the Battery of a Smartphone and Inserting a Memory Card
- Supplying Power to a SATA Drive
- Connecting a USB Printer to a Computer
- Connecting the Hub with Different Devices Using USB Cables
- Adding a Keyboard Layout
- Configuring Mouse Settings
- Connecting Speakers to a Computer
- Inserting Ink Cartridges into a Printer
- Installing a Printer
- Configuring a Router
- Configuring Port Security on Access Port
- Examining an Intrusion Detection Policy
- Connecting Systems to the Internet Through a Firewall Router
- Connecting a Router to the Laptop
- Connecting the Cable Modem to Access Internet
- Configuring SSH in a Router
- Configuring VLANs
- Configuring an IPv4 address
- Configuring an IPv6 address
- Installing a DHCP Server
- Assigning Different Classes of IP Address

- Connecting a Workstation to the LAN and Configuring IPv4 Properties
- Scanning using Wireshark
- Using OneDrive
- Configuring OneDrive
- Installing Ubuntu
- Installing Windows 10
- Installing Laptop Components
- Removing an Account in Android
- Configuring an Email in Android
- Viewing the iOS Version of an iPhone
- Setting Up a VPN in Android
- Turning on Airplane Mode of an iPhone
- Configuring Screen Resolution Setting
- Changing the Resolution Setting
- Configuring a Power Plan

## Here's what you get

64

PERFORMANCE BASED  
LAB

61

VIDEO TUTORIALS

01:23

HOURS

## 14. Post-Assessment

After completion of the uCertify course Post-Assessments are given to students and often used in conjunction with a Pre-Assessment to measure their achievement and the effectiveness of the exam.

**Have Any Query? We Are Happy To Help!**

### GET IN TOUCH:

■ Call: +1-415-763-6300

■ Email: [sales@ucertify.com](mailto:sales@ucertify.com)

■ [www.ucertify.com](http://www.ucertify.com)