

# uCertify

## Course Outline

---

**OCA: Java SE 8 Programmer I  
(1Z0-808)**



Lesson



Practice test



Live-Lab

## Contents

1. Course Objective
2. Pre-Assessment
3. Exercises, Quizzes, Flashcards & Glossary
  - Number of Questions
4. Expert Instructor-Led Training
5. ADA Compliant & JAWS Compatible Platform
6. State of the Art Educator Tools
7. Award Winning Learning Platform (LMS)
8. Chapter & Lessons
  - Syllabus
  - Chapter 1: Java Building Blocks
  - Chapter 2: Operators and Statements
  - Chapter 3: Core Java APIs
  - Chapter 4: Methods and Encapsulation
  - Chapter 5: Class Design
  - Chapter 6: Exceptions
  - Chapter 7: Appendix A: How to Install JDK 8 (on Windows, Ubuntu, and MAC)
  - Chapter 8: Appendix B: Mapping Videos and In Actions to Ora...ed Associate Java SE 8 Programmer I Exam 1Z0-808
  - Chapter 9: Appendix C: OCA Exam Objectives
- Videos and How To
9. Practice Test
  - Here's what you get
  - Features
- 10.

Live Labs

Lab Tasks

Here's what you get

11. Post-Assessment

## 1. Course Objective

Prepare for the Oracle Java SE 8 Programmer I certification exam with the Oracle Certified Associate Java SE 8 Programmer I course. Interactive chapters comprehensively cover the Oracle Java 1Z0-808 exam objectives and provide knowledge in areas such as developing Java applications; mastering Java data types, operators and decision control structures; and understanding core Java APIs, encapsulations, and more.

## 2. Pre-Assessment

Pre-Assessment lets you identify the areas for improvement before you start your prep. It determines what students know about a topic before it is taught and identifies areas for improvement with question assessment before beginning the course.

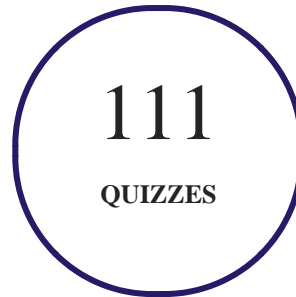
## 3. Exercises

There is no limit to the number of times learners can attempt these. Exercises come with detailed remediation, which ensures that learners are confident on the topic before proceeding.

145  
EXERCISES


## 4. Quizzes

Quizzes test your knowledge on the topics of the exam when you go through the course material. There is no limit to the number of times you can attempt it.



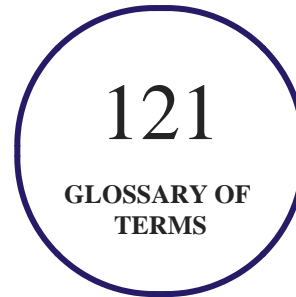
## 5. Flashcards

Flashcards are effective memory-aiding tools that help you learn complex topics easily. The flashcard will help you in memorizing definitions, terminologies, key concepts, and more. There is no limit to the number of times learners can attempt these. Flashcards help master the key concepts.



## 6. Glossary of terms

uCertify provides detailed explanations of concepts relevant to the course through Glossary. It contains a list of frequently used terminologies along with its detailed explanation. Glossary defines the key terms.



## 7. Expert Instructor-Led Training

uCertify uses the content from the finest publishers and only the IT industry's finest instructors. They have a minimum of 15 years real-world experience and are subject matter experts in their fields. Unlike a live class, you can study at your own pace. This creates a personal learning experience and gives you all the benefit of hands-on training with the flexibility of doing it around your schedule 24/7.

## 8. ADA Compliant & JAWS Compatible Platform

uCertify course and labs are ADA (Americans with Disability Act) compliant. It is now more accessible to students with features such as:

- Change the font, size, and color of the content of the course
- Text-to-speech, reads the text into spoken words
- Interactive videos, how-tos videos come with transcripts and voice-over
- Interactive transcripts, each word is clickable. Students can clip a specific part of the video by clicking on a word or a portion of the text.

JAWS (Job Access with Speech) is a computer screen reader program for Microsoft Windows that reads the screen either with a text-to-speech output or by a Refreshable Braille display. Student can easily navigate uCertify course using JAWS shortcut keys.

## 9. State of the Art Educator Tools

uCertify knows the importance of instructors and provide tools to help them do their job effectively. Instructors are able to clone and customize course. Do ability grouping. Create sections. Design grade scale and grade formula. Create and schedule assessments. Educators can also move a student from self-paced to mentor-guided to instructor-led mode in three clicks.

## 10. Award Winning Learning Platform (LMS)

uCertify has developed an award winning, highly interactive yet simple to use platform. The SIIA CODiE Awards is the only peer-reviewed program to showcase business and education technology's finest products and services. Since 1986, thousands of products, services and solutions have been recognized for achieving excellence. uCertify has won CODiE awards consecutively for last 7 years:

- **2014**
  1. Best Postsecondary Learning Solution
  
- **2015**
  1. Best Education Solution
  2. Best Virtual Learning Solution
  3. Best Student Assessment Solution
  4. Best Postsecondary Learning Solution
  5. Best Career and Workforce Readiness Solution
  6. Best Instructional Solution in Other Curriculum Areas
  7. Best Corporate Learning/Workforce Development Solution
  
- **2016**
  1. Best Virtual Learning Solution
  2. Best Education Cloud-based Solution

3. Best College and Career Readiness Solution
4. Best Corporate / Workforce Learning Solution
5. Best Postsecondary Learning Content Solution
6. Best Postsecondary LMS or Learning Platform
7. Best Learning Relationship Management Solution

- **2017**

1. Best Overall Education Solution
2. Best Student Assessment Solution
3. Best Corporate/Workforce Learning Solution
4. Best Higher Education LMS or Learning Platform

- **2018**

1. Best Higher Education LMS or Learning Platform
2. Best Instructional Solution in Other Curriculum Areas
3. Best Learning Relationship Management Solution

- **2019**

1. Best Virtual Learning Solution
2. Best Content Authoring Development or Curation Solution
3. Best Higher Education Learning Management Solution (LMS)

- **2020**

1. Best College and Career Readiness Solution
2. Best Cross-Curricular Solution
3. Best Virtual Learning Solution

## 11. Chapter & Lessons

uCertify brings these textbooks to life. It is full of interactive activities that keeps the learner engaged. uCertify brings all available learning resources for a topic in one place so that the learner can efficiently learn without going to multiple places. Challenge questions are also embedded in the



chapters so learners can attempt those while they are learning about that particular topic. This helps them grasp the concepts better because they can go over it again right away which improves learning.

Learners can do Flashcards, Exercises, Quizzes and Labs related to each chapter. At the end of every lesson, uCertify courses guide the learners on the path they should follow.

## Syllabus

### Chapter 1: Java Building Blocks

- Understanding the Java Class Structure
- Writing a main() Method
- Understanding Package Declarations and Imports
- Creating Objects
- Distinguishing Between Object References and Primitives
- Declaring and Initializing Variables
- Understanding Default Initialization of Variables
- Understanding Variable Scope
- Ordering Elements in a Class
- Destroying Objects
- Benefits of Java
- Summary

- Exam Essentials

## Chapter 2: Operators and Statements

- Understanding Java Operators
- Working with Binary Arithmetic Operators
- Working with Unary Operators
- Using Additional Binary Operators
- Understanding Java Statements
- Understanding Advanced Flow Control
- Summary
- Exam Essentials

## Chapter 3: Core Java APIs

- Creating and Manipulating Strings
- Using the StringBuilder Class
- Understanding Equality
- Understanding Java Arrays
- Understanding an ArrayList

- Working with Dates and Times
- Summary
- Exam Essentials

## Chapter 4: Methods and Encapsulation

- Designing Methods
- Working with Varargs
- Applying Access Modifiers
- Passing Data Among Methods
- Overloading Methods
- Creating Constructors
- Encapsulating Data
- Writing Simple Lambdas
- Summary
- Exam Essentials

## Chapter 5: Class Design

- Introducing Class Inheritance

- Creating Abstract Classes
- Implementing Interfaces
- Understanding Polymorphism
- Summary
- Exam Essentials

## Chapter 6: Exceptions

- Understanding Exceptions
- Using a try Statement
- Recognizing Common Exception Types
- Calling Methods That Throw Exceptions
- Summary
- Exam Essentials

## Chapter 7: Appendix A: How to Install JDK 8 (on Windows, Ubuntu, and MAC)

- Downloading JDK
- Installing JDK on Microsoft Windows
- Installing JDK on Ubuntu

- Downloading JDK on MAC

Chapter 8: Appendix B: Mapping Videos and In Actions to Ora...ed Associate Java SE 8 Programmer I Exam 1Z0-808

Chapter 9: Appendix C: OCA Exam Objectives

## Videos and How To

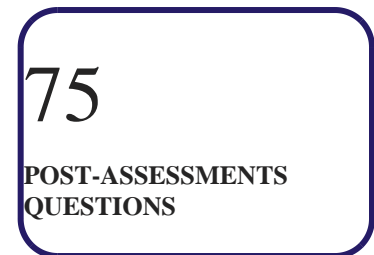
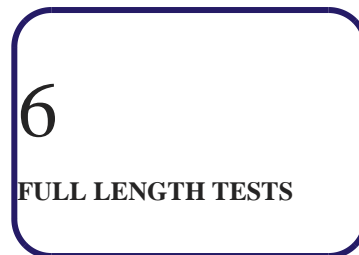
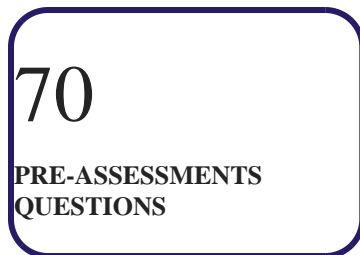
uCertify course includes videos to help understand concepts. It also includes How Tos that help learners in accomplishing certain tasks.

**29**  
VIDEOS

**01:38**  
HOURS

## 12. Practice Test

## Here's what you get



## Features

### Full Remediation

Each question comes with detailed remediation explaining not only why an answer option is correct but also why it is incorrect.

### Unlimited Practice

Each test can be taken unlimited number of times until the learner feels they are prepared. Learner can review the test and read detailed remediation. Detailed test history is also available.

### Learn, Test and Review Mode

Each test set comes with learn, test and review modes. In learn mode, learners will attempt a question and will get immediate feedback and complete remediation as they move on to the next question. In test mode, learners can take a timed test simulating the actual exam conditions. In review mode, learners can read through one item at a time without attempting it.

## 13. Live Labs

Live-Lab is a real computer equipment, networked together and conveniently accessible over the internet using virtualization. A live-lab has equipments such as a computer, server, switch or router in it that a user is free to configure.

The benefits of live-labs are:

- Exam based practical tasks
- Real equipment, absolutely no simulations
- Access to the latest industry technologies
- Available anytime, anywhere on any device
- Break and Reset functionality
- No hardware costs

## Lab Tasks

### Java Building Blocks

- Writing a Simple Java Program
- Creating a New Package Using Java
- Creating an Object

### Operators and Statements

- Using All Arithmetic Operators
- Using All Relational Operators
- Using Logical Operators
- Using the Ternary Operator
- Using the while Loop
- Using the do-while Loop
- Using the switch Statement
- Using the for and for-each Loops

- Using the break Statement
- Using the continue Statement
- Using the Nested if Loop

### **Core Java APIs**

- Using String Methods
- Creating an Array
- Searching an Element in an Array
- Sorting an Array
- Creating a One-Dimensional Array
- Adding Matrices Using a Multidimensional Array
- Using a Wrapper Class
- Printing the Date and Time Format

### **Methods and Encapsulation**

- Returning Values
- Using Access Modifiers
- Using the static Keyword
- Understanding Method and Field
- Overloading a Method
- Demonstrating Encapsulation
- Using Lambda Expressions

### **Class Design**

- Demonstrating Inheritance
- Using an abstract Class
- Demonstrating Polymorphism
- Using the super Keyword

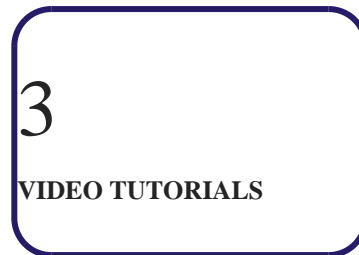
### **Exceptions**

- Using the try and catch Method



- Using the finally Block
- Using Multiple catch Blocks
- Throwing Exception

## Here's what you get



## 14. Post-Assessment

After completion of the uCertify course Post-Assessments are given to students and often used in conjunction with a Pre-Assessment to measure their achievement and the effectiveness of the exam.

CONNECT WITH US

 3187 Independence Drive  
Livermore, CA 94551,  
United States



+1-415-763-6300



support@ucertify.com



www.ucertify.com