

# uCertify

## Course Outline

---

**Oracle DB 12c: Installation &  
Administration (1Z0-062)**



Lesson



Practice test



Live-Lab

## Contents

1. Course Objective
2. Pre-Assessment
3. Exercises, Quizzes, Flashcards & Glossary
  - Number of Questions
4. Expert Instructor-Led Training
5. ADA Compliant & JAWS Compatible Platform
6. State of the Art Educator Tools
7. Award Winning Learning Platform (LMS)
8. Chapter & Lessons
  - Syllabus
    - Chapter 1: Introducing Oracle Database 12c Components and Architecture
    - Chapter 2: Creating and Operating Oracle Database 12c
    - Chapter 3: Understanding Storage and Space Management
    - Chapter 4: Managing Data Concurrency and Undo
    - Chapter 5: Understanding Oracle Network Architecture
    - Chapter 6: Implementing Security and Auditing
    - Chapter 7: Maintaining the Database and Managing Performance
    - Chapter 8: Using Backup and Recovery
    - Chapter 9: Controlling Resources and Jobs
    - Chapter 10: Upgrading to Oracle Database 12c
    - Chapter 11: Using Grid Infrastructure and Data Movement Tools
    - Chapter 12: Introduction to DBaaS
    - Chapter 13: Video Tutorials
  - Videos and How To
- 9.

Practice Test

Here's what you get

Features

10. Live Labs

Lab Tasks

Here's what you get

11. Post-Assessment

## 1. Course Objective

Become Oracle certified associate with the Oracle DB 12c: Installation & Administration (1Z0-062) course and lab. The lab simulates real-world, hardware, software, and command-line interface environments and can be mapped to any text-book, course, or training. The course and lab completely cover the 1Z0-062 exam objectives and provide the skills required for the creation and operation of the Oracle Database 12c. These skills include storage and space management, network architecture, backup, recovery, and more.

## 2. Pre-Assessment

Pre-Assessment lets you identify the areas for improvement before you start your prep. It determines what students know about a topic before it is taught and identifies areas for improvement with question assessment before beginning the course.

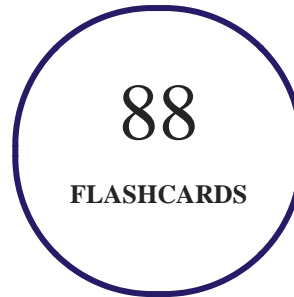
## 3. Quizzes

Quizzes test your knowledge on the topics of the exam when you go through the course material. There is no limit to the number of times you can attempt it.

132  
QUIZZES

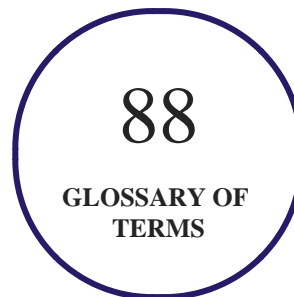
## 4. Flashcards

Flashcards are effective memory-aiding tools that help you learn complex topics easily. The flashcard will help you in memorizing definitions, terminologies, key concepts, and more. There is no limit to the number of times learners can attempt these. Flashcards help master the key concepts.



## 5. Glossary of terms

uCertify provides detailed explanations of concepts relevant to the course through Glossary. It contains a list of frequently used terminologies along with its detailed explanation. Glossary defines the key terms.



## 6. Expert Instructor-Led Training

uCertify uses the content from the finest publishers and only the IT industry's finest instructors. They have a minimum of 15 years real-world experience and are subject matter experts in their fields. Unlike a live class, you can study at your own pace. This creates a personal learning experience and gives you all the benefit of hands-on training with the flexibility of doing it around your schedule 24/7.

## 7. ADA Compliant & JAWS Compatible Platform

uCertify course and labs are ADA (Americans with Disability Act) compliant. It is now more accessible to students with features such as:

- Change the font, size, and color of the content of the course
- Text-to-speech, reads the text into spoken words
- Interactive videos, how-tos videos come with transcripts and voice-over
- Interactive transcripts, each word is clickable. Students can clip a specific part of the video by clicking on a word or a portion of the text.

JAWS (Job Access with Speech) is a computer screen reader program for Microsoft Windows that reads the screen either with a text-to-speech output or by a Refreshable Braille display. Student can easily navigate uCertify course using JAWS shortcut keys.

## 8. State of the Art Educator Tools

uCertify knows the importance of instructors and provide tools to help them do their job effectively. Instructors are able to clone and customize course. Do ability grouping. Create sections. Design grade scale and grade formula. Create and schedule assessments. Educators can also move a student from self-paced to mentor-guided to instructor-led mode in three clicks.

## 9. Award Winning Learning Platform (LMS)

uCertify has developed an award winning, highly interactive yet simple to use platform. The SIIA CODiE Awards is the only peer-reviewed program to showcase business and education technology's finest products and services. Since 1986, thousands of products, services and solutions have been recognized for achieving excellence. uCertify has won CODiE awards consecutively for last 7 years:

- 2014

1. Best Postsecondary Learning Solution

- **2015**

1. Best Education Solution
2. Best Virtual Learning Solution
3. Best Student Assessment Solution
4. Best Postsecondary Learning Solution
5. Best Career and Workforce Readiness Solution
6. Best Instructional Solution in Other Curriculum Areas
7. Best Corporate Learning/Workforce Development Solution

- **2016**

1. Best Virtual Learning Solution
2. Best Education Cloud-based Solution
3. Best College and Career Readiness Solution
4. Best Corporate / Workforce Learning Solution
5. Best Postsecondary Learning Content Solution
6. Best Postsecondary LMS or Learning Platform
7. Best Learning Relationship Management Solution

- **2017**

1. Best Overall Education Solution
2. Best Student Assessment Solution
3. Best Corporate/Workforce Learning Solution
4. Best Higher Education LMS or Learning Platform

- **2018**

1. Best Higher Education LMS or Learning Platform
2. Best Instructional Solution in Other Curriculum Areas
3. Best Learning Relationship Management Solution

- 2019
  1. Best Virtual Learning Solution
  2. Best Content Authoring Development or Curation Solution
  3. Best Higher Education Learning Management Solution (LMS)
  
- 2020
  1. Best College and Career Readiness Solution
  2. Best Cross-Curricular Solution
  3. Best Virtual Learning Solution

## 10. Chapter & Lessons

uCertify brings these textbooks to life. It is full of interactive activities that keeps the learner engaged. uCertify brings all available learning resources for a topic in one place so that the learner can efficiently learn without going to multiple places. Challenge questions are also embedded in the chapters so learners can attempt those while they are learning about that particular topic. This helps them grasp the concepts better because they can go over it again right away which improves learning.

Learners can do Flashcards, Exercises, Quizzes and Labs related to each chapter. At the end of every lesson, uCertify courses guide the learners on the path they should follow.

### Syllabus

#### Chapter 1: Introducing Oracle Database 12c Components and Architecture

- Oracle Database Fundamentals
  
- Oracle Database 12c Architecture
  
- Oracle Data Integrator Repositories



- Summary
- Exam Essentials

## Chapter 2: Creating and Operating Oracle Database 12c

- Oracle Database 12c Software Installation
- Using DBCA to Create an Oracle 12c Database
- Working with Oracle Database Metadata
- Managing Initialization-Parameter Files
- Starting Up and Shutting Down an Oracle Instance
- Monitoring the Database Alert Log
- Summary
- Exam Essentials

## Chapter 3: Understanding Storage and Space Management

- Understanding the Physical and Logical Storage
- Managing Tablespaces
- Managing Data Files
- Managing Space

- Summary
- Exam Essentials

#### Chapter 4: Managing Data Concurrency and Undo

- Managing Data Changes Using DML
- Managing Data Concurrency
- Summary
- Exam Essentials

#### Chapter 5: Understanding Oracle Network Architecture

- Introducing Network Configurations
- An Overview of Oracle Net Features
- Configuring Oracle Net on the Server
- Configuring Oracle Net for the Client
- An Overview of Oracle Shared Server
- Understanding Database Resident Connection Pooling
- Communicating Between Databases
- Summary

- Exam Essentials

## Chapter 6: Implementing Security and Auditing

- Creating and Managing User Accounts
- Granting and Revoking Privileges
- Controlling Resource Usage by Users
- Auditing Database Activity
- Summary
- Exam Essentials

## Chapter 7: Maintaining the Database and Managing Performance

- Proactive Database Maintenance
- Managing Performance
- Summary
- Exam Essentials

## Chapter 8: Using Backup and Recovery

- Understanding and Configuring Recovery Components

- Performing Backups
- Understanding Types of Database Failures
- Performing Recovery Operations
- Summary
- Exam Essentials

### Chapter 9: Controlling Resources and Jobs

- Resource Management with the Resource Manager
- Task Automation with Oracle Scheduler
- Summary
- Exam Essentials

### Chapter 10: Upgrading to Oracle Database 12c

- Determining the Database Upgrade Method
- Preparing for a Database Upgrade
- Upgrading the Database
- Summary
- Exam Essentials

## Chapter 11: Using Grid Infrastructure and Data Movement Tools

- Tools for Moving Data
- Migrating Data Using Data Pump
- Loading Data with SQL\*Loader
- Populating External Tables
- Introducing Grid Infrastructure
- Summary
- Exam Essentials

## Chapter 12: Introduction to DBaaS

- DBaaS Instance and Database Instance

- Generating a Secure Shell (SSH) Public/Private Key Pair
- Navigating with My Services Dashboard
- User Authentication and Roles
- Summary

### Chapter 13: Video Tutorials

- Introduction
- Database Concepts And Tools
- DML Atomicity
- DML Statements
- Data Concurrency
- Backup
- Installation
- Memory Structure
- Tables
- Indexes
- Constraints And Triggers
- Implementing Security

- Storage Structures
- Internal Memory Structures
- Background Processes
- Starting And Stopping Database
- Critical Storage Files

## Videos and How To

uCertify course includes videos to help understand concepts. It also includes How Tos that help learners in accomplishing certain tasks.

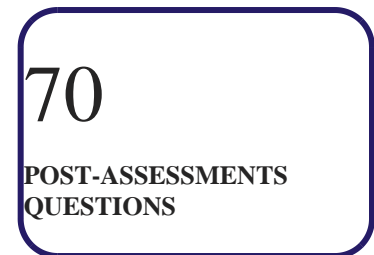
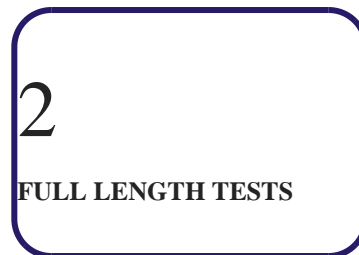
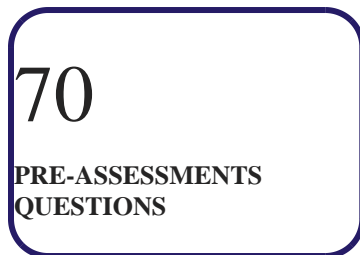
37  
VIDEOS

14:02  
HOURS

## 11. Practice Test

uCertify provides full length practice tests. These tests closely follow the exam objectives and are designed to simulate real exam conditions. Each course has a number of test sets consisting of hundreds of items to ensure that learners are prepared for the certification exam.

## Here's what you get



## Features

### Full Remediation

Each question comes with detailed remediation explaining not only why an answer option is correct but also why it is incorrect.

### Unlimited Practice

Each test can be taken unlimited number of times until the learner feels they are prepared. Learner can review the test and read detailed remediation. Detailed test history is also available.

### Learn, Test and Review Mode

Each test set comes with learn, test and review modes. In learn mode, learners will attempt a question and will get immediate feedback and complete remediation as they move on to the next question. In test mode, learners can take a timed test simulating the actual exam conditions. In review mode, learners can read through one item at a time without attempting it.

## 12. Live Labs



Live-Lab is a real computer equipment, networked together and conveniently accessible over the internet using virtualization. A live-lab has equipments such as a computer, server, switch or router in it that a user is free to configure.

The benefits of live-labs are:

- Exam based practical tasks
- Real equipment, absolutely no simulations
- Access to the latest industry technologies
- Available anytime, anywhere on any device
- Break and Reset functionality
- No hardware costs

## Lab Tasks

### **Introducing Oracle Database 12c Components and Architecture**

- Displaying the Connection Name
- Displaying Information About the Active Services in the Database
- Unlocking the Pluggable Database
- Altering the Session of the Database Container and the Pluggable Database
- Unlocking and Connecting to the User Account
- Understanding SGA
- Creating a Cluster
- Creating a Cluster Index
- Removing a Cluster

### **Creating and Operating Oracle Database 12c**

- Creating a New Pluggable Database
- Viewing the User Details

- Creating a New User in EM Database Express
- Creating a Group in EM Database Express
- Dropping a User Using EM Database Express
- Modifying the Current Database Parameters
- Managing Initialization-Parameter Files
- Monitoring the Database Alert Log

### **Understanding Storage and Space Management**

- Creating a Tablespace
- Resizing Data Files
- Creating a Table Using Compression

### **Managing Data Concurrency and Undo**

- Using UNDO TABLESPACE
- Using UNDO\_RETENTION
- Updating a Table

### **Understanding Oracle Network Architecture**

- Creating a Local Connection using the SQL Developer
- Creating a Listener
- Configuring the Local Naming Method
- Using the V\$SESSION View
- Configuring DBMS\_CONNECTION\_POOL
- Creating Database Links

### **Implementing Security and Auditing**

- Creating a Database User and Granting Privileges to a User
- Creating and Granting Roles to a User
- Revoking Privileges and Dropping a Role
- Creating a Table using a Primary Key
- Working with DML Triggers

- Working with DDL Triggers
- Working with System Event Triggers
- Using the Instead-of Triggers
- Using Constraints in the Table
- Creating a View
- Updating a View
- Dropping a View
- Creating a Procedure in SQL Plus
- Dropping a Procedure in SQL Plus
- Creating and Executing a Function in SQL Plus
- Dropping a Function in SQL Plus
- Creating a Profile
- Enabling Privilege Auditing in SQL Plus

#### **Maintaining the Database and Managing Performance**

- Disabling the Automatic Space Advisor
- Enabling the Automatic Space Advisor
- Viewing Automatic Memory Management Components

#### **Using Backup and Recovery**

- Adding New Members in a Database
- Exporting the Table of a Database
- Creating Database Repository
- Importing a Table in Database

#### **Controlling Resources and Jobs**

- Granting the System Privilege
- Revoking the System Privilege
- Creating a Scheduler Job

#### **Using Grid Infrastructure and Data Movement Tools**

- Exporting a Table Using SQL Plus
- Setting Up the Dump Location
- Loading External Tables Using Data Pump
- Managing Tablespace Storage

## Here's what you get

61  
LIVE LABS

60  
VIDEO TUTORIALS


01:05  
HOURS

## 13. Post-Assessment


After completion of the uCertify course Post-Assessments are given to students and often used in conjunction with a Pre-Assessment to measure their achievement and the effectiveness of the exam.

CONNECT WITH US

 3187 Independence Drive  
Livermore, CA 94551,  
United States

 +1-415-763-6300

 support@ucertify.com

 www.ucertify.com