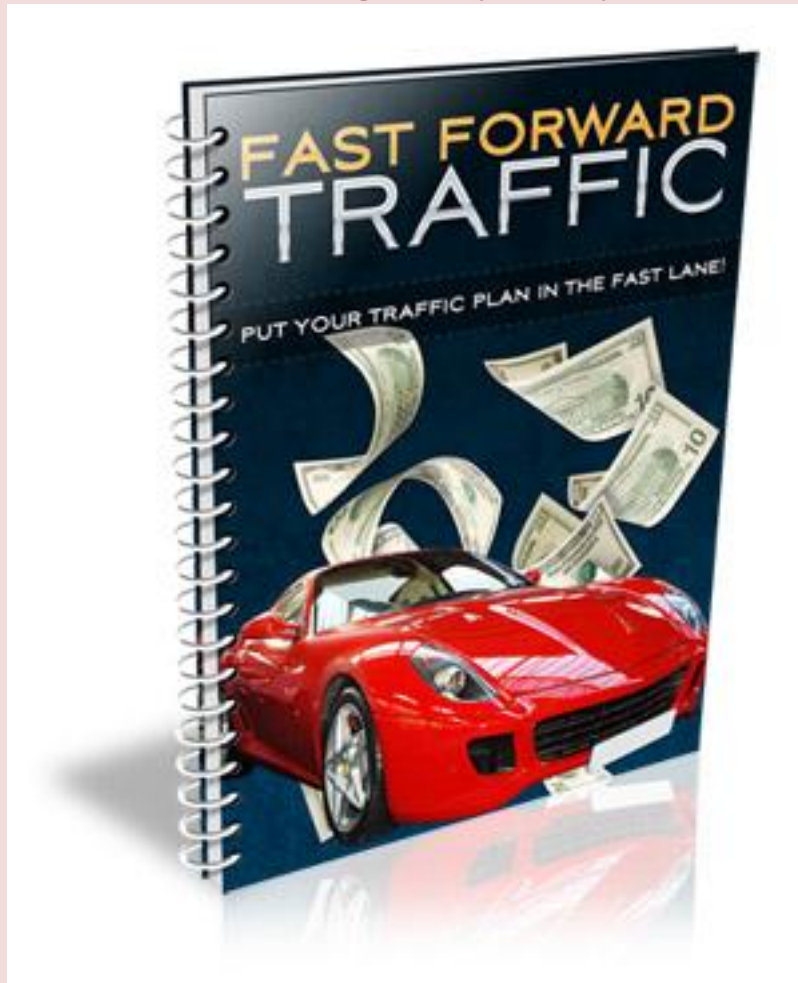


Fast Forward Traffic

**How To Generate Unlimited Free Traffic
To Your Blog, Quickly & Easily!**



GoldenEntrepreneurs.com

Table of Contents

FAST FORWARD TRAFFIC #1: BLOG COMMENTING	3
FAST FORWARD TRAFFIC #2: WEBSITE DIRECTORIES	5
FAST FORWARD TRAFFIC #3: CONSISTENT PINGING.....	6
FAST FORWARD TRAFFIC #4: SOCIAL BOOKMARKS	7
FAST FORWARD TRAFFIC #5: ARTICLE MARKETING.....	7
FAST FORWARD TRAFFIC #6: VIDEO MARKETING.....	9
FAST FORWARD TRAFFIC #7: WEB 2.0 MARKETING.....	12
FAST FORWARD TRAFFIC #8: CONTENT SYNDICATION.....	17
FAST FORWARD TRAFFIC #9: FORUM MARKETING.....	22
FAST FORWARD TRAFFIC #10: PRESS RELEASES	24

Fast Forward Traffic #1: Blog Commenting

A great way to get targeted visitors to your blog that will be interested in your content and products, is by leaving comments on other similar blogs in your niche with a link back to your blog in you comment or 'signature'.

Run a search on Google for other blogs in your niche that are relevant to your own blog and try to find blogs that have a lot of traffic, a lot of activity, and are seen as somewhat as an authority in your niche.

If you focus on high ranking, popular blogs that receive a lot of daily traffic, you can begin to generate traffic to your website instantly, at absolutely no cost.

One thing to keep in mind however, is that your posts should be useful, informative and relevant to the existing discussion. You should focus on participating in the conversation, and increasing back links to your website from relevant prospects. There's no sense in posting comments on blogs that don't share the same target audience as you do.

Do your best to engage the audience and give them a reason to follow your link. Simple comments like "I agree with your statement", or "Great post!" won't do the trick, you need to take it a step further and elaborate on an existing comment, share an opposing viewpoint, or provide a useful resource or tool that those reading the thread are likely to appreciate.

Focus on the most recent discussions as opposed to refreshing an old


thread, so that you don't look as if you are only participating in discussions to generate new traffic to your site.

Also be sure to use the same name, avatar (or gravatar) and website URL for each niche market that you focus on so that you are able to build a brand and a following while continuing to establish your online identity.

You will also want to make sure that the blogs you are focused on offer a link back, (dofollow) so that you receive link juice from all of your comments and posts. You can download a fully functional free version of Fast Blog Finder that will help you locate high profile blogs in your niche market that offer back links based on your participation:

[Fast Blog Finder](#)

There is also a Firefox plugin that will reveal whether a blog contains 'do follow' or not available at: <http://www.quirk.biz/searchstatus>



Fast Forward Traffic #2: Website Directories

Another effective method of launching your website is by taking advantage of the blog directories online. Some of these services will submit your blog into dozens of directories at once for reasonable prices, while others allow you to manually submit your blog individually into each database.

One of the most popular directory submission services online is called FeedShot and it's available at <http://www.FeedShot.com>

There are hundreds of directories out there that let you submit your blog to them for free (there are also some paid ones). This will not only help increase your traffic by people looking through the directories and finding your blog, but it will also help you to get backlinks to your blog.

A lot of blog directories have a high page rank and this in turn will help you to rank in the search engines.

Doing this manually is very time consuming and a bit tedious, so I recommend using a software tool such as Brad Cullen's free Directory Submitter <http://directorysubmitter.imwishlist.com/> that will automatically do it for you.

Fast Forward Traffic #3: Consistent Pinging

Pinging your blog will notify the Search Engines of your blog's content, since the search engines are always scanning the net trying to pick up any new content. By pinging your blog you will speed up the process of getting all the pages of your blog indexed.

There are also a lot of sites out there that publish any new content found on the web. By pinging your blog you will also notify these sites of your new content.

Here are a couple of free pinging sites to ping:

<http://www.pingomatic.com>

<http://www.just-ping.com>

<http://www.pingthatblog.com>



Fast Forward Traffic #4: Social Bookmarks

If you social bookmark your blog you will not only get more high PR backlinks, you will also get more traffic by people finding your on social bookmarking sites and visiting your site.

Make sure to bookmark every single post you make.

There are dozens of social bookmarking and web 2.0 sites out there that you can submit your blog posts to. Doing this can be very time consuming though so I suggest using some kind of software to automatically social bookmark your posts for you.

Here are a couple of popular ones that are also free:

<http://www.onlywire.com>

<http://www.socialposter.com>

Fast Forward Traffic #5: Article Marketing

Article marketing is very popular and has always been a very effective way to not only get backlinks, but also traffics from interested readers. The key here is great quality content that leaves the reader wanting more.

It's fairly easy to come up with new articles because you can just use material from the blogs posts you've written. Try to submit your articles to the top articles directories, but try not to double-up on content.

Try to re-write your articles a bit to change it up and avoid duplicate content.

Here's a few of the top article directories I recommend:

<http://www.ezinearticles.com>

<http://www.articlesbase.com>

<http://www.suite101.com>

<http://www.buzzle.com>

<http://www.helium.com>

<http://www.articlesnatch.com>

<http://www.goarticles.com>

<http://www.articlealley.com>

<http://www.articledashboard.com>

Because submitting your articles to many articles directories at once can be very time consuming and tedious, here's some free software that can help automate this process for you:

<http://articlesubmitter.imwishlist.com/>

Fast Forward Traffic #6: Video Marketing

Video marketing can be one of the most effective and efficient ways to get traffic to your blog. Video blogging is incredibly popular right now and people prefer to watch video over anything else (e.g reading articles).

If you have a really good video that's both informative and entertaining, you could get hundreds of thousands of views! With so many people viewing your videos, you can be sure to expect a large amount of people then clicking on your link to your blog. And that's a ton of traffic!

These days, people prefer not to read long-winded sales letters, they would rather just watch a sales video. The same is true with your blog posts. If you take the content you write for your blog posts and turn each blog post into a short video, you will be able to upload your videos to video sites in no time.

Plus you can also embed them on your blog as well once you've uploaded them to YouTube (we covered that in the previous chapter on Content).

Videos are also great for backlinks too, because video sites are so popular and they have a high PR.

You have 3 main options here for creating a video:

1) Use a flip cam and record yourself or someone else.

2) Record Powerpoint slides using Camtasia (or the free version 'Camstudio')

3) Using Animoto <http://www.animoto.com> which can create videos for you in minutes for free. All you need is to upload your own photos or put your own text in, pick the music and layout, and Animoto will do the rest (it's really easy).

There are quite a lot of popular video sites out there that you can submit your videos to for free. However if you don't want to do this manually I would suggest using a software program such as TubeMogul <http://www.tubemogul.com> which is free, or TrafficGeysler <http://trafficgeyser.com> which is paid (but is really good).

Resources:

<http://www.Camtasia.com>

<http://www.fraps.com>

<http://www.Camstudio.org>

If you're a Mac user, check out any of the following video creation tools:

<http://www.shinywhitebox.com>

<http://www.telestream.com>

<http://www.ambrosiasw.com>

Here are a few video distribution websites and communities to start with:

<http://www.YouTube.com>

<http://video.search.yahoo.com/>


<http://video.google.com/>

<http://www.Break.com>

<http://www.Revver.com>

<http://www.DailyMotion.com>

<http://www.MetaCafe.com>



Fast Forward Traffic #7: Web 2.0 Marketing

Another great way to not only get traffic, but also increase your blog's rankings and backlinks is to create a network of web 2.0 sites.

This method involves creating a network of web 2.0 sites such as Squidoo, Hubpages, Blogger.com, Wordpress.com, Tumblr.com etc and having them all link back to your main blog. This can be very powerful and you'll not only increase your blog's rankings, you'll also see your Web 2.0 pages appear in the search engine results too.

Another tip is to also social bookmark every web 2.0 page you make as this will help boost the ranking of your blog as well.

If you create plenty of web 2.0 sites, you could end up dominating the whole 1st page of Google for your keyword!

Social Media Sites

These kinds of sites are sites like Twitter, Myspace, Pinterest, Facebook and YouTube. For this traffic generation method, first sign up to each site and create your own page (or in YouTube's case, create your own channel).

A free (and effective) method of generating exposure and driving non-stop traffic to your squeeze page is by creating a Facebook fan page.

>> <http://www.facebook.com/pages/create.php>

A fan page is similar to creating a new Facebook profile, where you can add notes, messages, download links, and images to your fan page, while managing your fan pages all directly from within your main Facebook account.

With Twitter, you can use third party tools to automate everything from auto-posting updates, to adding followers to your account.

One example is available at <http://www.tweetadder.com> where you can auto tweet RSS feeds, automate follow up tweets, and even automatically follow users who follow you!

Linkedin at <http://www.Linkedin.com> is a business oriented social community where you can invite people to become part of your connections and well as quickly locate relevant leads and business contacts by importing contacts from your email accounts and external social community lists.

Next try to join other relevant online groups that are in your niche and have similar interests. It's important here that you don't ever try to hard sell anyone or over promote. Try to show your personality and get people to like you and be interested in what you have to offer.

Try to be friendly and sociable and network with as many people as you can. Try to make as many friends as possible but don't try to add just anyone, make sure they're people who would be interested in what you have to offer.

Offer a lot of free gifts and advice.... remember people on social media sites don't really like hard-sells.

This can be a very effective and rewarding way to drive traffic and create a long-term fan base and a reputation in your niche.

Another useful service in not only generating traffic to your blog but in building a list of subscribers is available at <http://www.FeedBurner.com>

Feedburner is an RSS syndication service that enables bloggers to offer visitors the option to subscribe to a feed where they can receive email updates each time you post new content to your website.

If you plan to offer advertising space on your blog, many sponsors will base the profitability of advertising with you based on the number of RSS subscribers you have, as it's a direct indication of the popularity of your website.

The wonderful thing about RSS is that it can be implemented quickly and easily, and since it's already part of the Wordpress platform, your RSS feed will automatically update each time you write a new post or create a new page.

To get started however, you need to set up a Feedburner account and provide your visitors with an opt-in box on your website where they can become an RSS subscriber.

Feedburner also provides useful statistics and data relating to your blog's

activity that can be used to determine how popular individual posts or pages are, where your traffic is coming from as well as where it ends up going to, and within one single Feedburner account, you can set up and manage multiple blog websites.

Here are some other resources that will help you set up an RSS feed:

Feedster: <http://www.Feedster.com>

Feedster was created as a search engine for finding content that has been published on blogs and websites-utilizing RSS feeds.

Blog Lines: <http://www.BlogLines.com>

Bloglines is a community dedicated to finding and aggregating RSS feeds from blogs and websites. You can use their search engine to quickly locate blog posts on specific topics.

In order to maximize your outreach, you will also want to consider implementing Technorati into your website's marketing strategy.

With Technorati, you are able to submit your website into its ever-growing directory of blogs, where you will receive free exposure each time that someone uses Technorati's search utility to search for information that is related to your niche.

This is also why it's exceptionally important to ensure that you use relevant keywords within your blog's content, since the keywords entered into Technorati's search bar by a potential visitor will only showcase your blog

in the results window if your website utilizes the same keyword phrases.


Side Note: Affordable Outsourcing

Looking to find quality writers, video creators, editors and even 5-minute blog installations? Head over to <http://fiverr.com>

With Fiverr, you can hire freelancers for only \$5, and the best part of all is that there are freelancers available in nearly every market! For example, you can hire a freelancer to install your blogs, optimize your pages, submit content and even generate traffic to your site! Create your Fiverr account, and then browse through the available categories.

Another great resource for finding affordable freelancers is

<http://www.murk.com/mturk/welcome>



Fast Forward Traffic #8: Content Syndication

The top level content syndication networks aren't interested in duplicated, or watered down content, so you'll want to either create high quality articles yourself, or if you can afford to, outsource a series of 10-20 articles to qualified and experienced freelance writers.

The objective is to get your content published on high profile websites relating to your market. These are considered "authority" sites by both regular visitors and readers, but also by the search engines.

The number of articles that you have in circulation will play a tremendous role in just how much traffic you get, so you want to be as consistent as possible in submitting fresh content into the syndication directories.

Now, content syndication goes beyond just submitting content into online directories. There are a number of other ways to gain the competitive advantage you need by high traffic article submissions.

One other way to gain authority, back-links and of course, traffic, is to offer to guest post on authority websites. In order to do this, you'll need to be able to produce and deliver premium grade content, so if you aren't able to write this yourself - now is the time to turn to the professionals.

You can hire quality writers from community forums to freelance marketplaces, but when choosing your freelancer do NOT base your decision on price point alone. You really want your content to be

informative, useful and valuable to those who read it.

Here are a few ways to find high quality content syndication networks in your niche market:

Google It!

Type in any of the following keyword strings and you'll quickly locate dozens, if not hundreds of content syndication networks that will publish your article content.

"Submit Content", "Submit Article", "Guest Bloggers Needed", "Guest Bloggers Wanted", "Contributors Needed", "Submit Guest Post", or even "Accepting Guest Bloggers".

Here are a few websites that have compiled listings of blogs that accept guest posts:

<http://piggybankpie.com/guest-blogging/101-blogs-that-accept-guest-posts/>

<http://maheinfo.blogspot.com/2011/02/blogs-accepting-guest-post-80.html>

<http://myblogquest.com/>

You can also find guest blogging openings by using "inurl" keyword searches which will scour online blogs for specific search terms like: "inurl:guest-blogging-guidelines" or "inurl:guest bloggers".

Syndication Networks

There are networks focused around content syndication in nearly every industry or market online.

For example, if you are involved in the Internet Marketing arena, you could submit your content into <http://www.BizNik.com> or <http://www.SmartBlogs.com>

If you are involved in the technology market, you could submit your content into <http://www.WPScoop.com> , <http://www.GeekPedia.com> or <http://www.Blogsolute.com> , and if you are involved in the work at home mom industry, you might want to check out <http://www.MomsNetwork.com> , <http://www.SheKnows.com> and <http://www.AllWomensTalk.com>

*Start by searching for "**your keyword+guest bloggers**", and you'll quickly find enough resources to keep you busy for some time.*

Syndication Services

If you want to save time, you could outsource the content distribution to professional services who will submit your content to the top syndication networks. Many of these services will also give you advanced tools that allow you to track the progress of your distribution.

Here a few worth exploring:

Gigya: <http://www.GigYa.com>

Mochila: <http://www.Mochila.com>

ClearSpring: <http://www.ClearSpring.com>

Day Life: <http://www.DayLife.com>

Blog Burst - <http://www.BlogBurst.com>

Sphere: <http://www.Sphere.com>

All Top: <http://www.AllTop.com>

The Daily Brainstorm: <http://www.TheDailyBrainstorm.com>

Other Resources:

My Top 10 Syndication Channels:

1: <http://www.SearchEngineGuide.com>

2: <http://www.SitePoint.com/about/writeforus>

3: <http://www.Mashable.com/writers>

4: <http://www.ZeroMillion.com/involve>

5: <http://www.AssociatePrograms.com> (see "Authors" tab)

6: <http://www.LifeHack.org>

7: <http://www.ProBlogger.com>

8: <http://www.CopyBlogger.com>

9: <http://www.Scribd.com>

10: <http://www.Gather.com>



Fast Forward Traffic #9: Forum Marketing

The first step is to create a resource list of relevant forums in your market, and depending on the size and scope of your niche, you may have only a few forums to choose from, or you may have a massive number of forums to work with.

When it comes to finding forums in your market, you can browse through Google by entering in relevant keyword strings such as "your-niche+forums" or "community forums+keyword", or you can take a look through forum directory sites like <http://www.big-boards.com>

The key is to set up a complete profile so that your website URL is located both in your forum signature, AND in your profile. Most people overlook the back-link juice that forums give out just by featuring your URL on your profile page.

As for your signature file, this is where you can easily hit gold in terms of maximizing exposure and generating unlimited quality back-links to your website. You see, each time you post a comment, reply or thread on a forum, your signature file is attached to your post.

This means that every post equates to more exposure, and more traffic, so you'll want to post frequently, making sure that your contributions are beneficial to the forum.

Here are other resources to help you pinpoint the most active, high quality

forums in your market:

<http://www.BoardReader.com>

<http://www.BoardTracker.com>

<http://www.Big-Boards.com>

<http://Omgili.com>



Fast Forward Traffic #10: Press Releases

Press releases are powerful vehicles for delivering your marketing message and building incredible back-links for your website.

You can also outsource both creation and distribution to quality press release networks, including <http://www.thatprguy.com> , or <http://www.probusinesswriter.com>

When it comes to free distribution services, I recommend <http://www.PR.com> and <http://www.PRLog.org>

For paid (premium) services, you can't beat <http://www.PRWeb.com> (prices start at only \$80), and their reach both in terms of RSS publishers and news centers is unbeatable.