WILLIE MYETTE'S

JAZZ EDGE

# Piano Accompaniment Essentials™

(4. Mixing Triad & Seventh Chords)

EXERCISE

lesson by Willie Myette

**Triad Review**

Chord Progression From - *Fire & Rain* by James Taylor




**Adding 7th Chords**




**Over Slash Chords**




NOTE: Most of the time, you can replace a minor triad with a full minor 7th chord to create a fuller sound. Sometimes you can replace a major triad with a major 7th chord. You have to use your ears to decide!

©7/16/21 - Jazzedge®
From the lesson: ***"Piano Accompaniment Essentials"***
Find more lessons at: jazzedge.com

# Piano Accompaniment Essentials™

## (4. Mixing Triad & Seventh Chords)

## PATTERNS

In this exercise we are moving between a triad and seventh chord. I am using different chord symbols to show you some alternate symbols you might see in a chord chart.

**#1 - Basic**

Do you like the sound?




**#2 - Driving**

This is a cooperation exercise between left and right hands. Take it slow!




©7/16/21 - Jazzedge®
From the lesson: ***"Piano Accompaniment Essentials"***
Find more lessons at: jazzedge.com

**#3 - Flowing**




©7/16/21 - Jazzedge®
From the lesson: ***"Piano Accompaniment Essentials"***
Find more lessons at: jazzedge.com

# Piano Accompaniment Essentials™

## (4. Mixing Triad & Seventh Chords)
## INSPIRATION

**ADVANCED #1** For fun, we are playing 7th chords for each chord except for the G chord in the 3rd measure.




**ADVANCED #2**




©7/16/21 - Jazzedge®