






No. of Lot - Lot Size - Lot SQ.FT.

A		74	80'x150'	12,000
B		99	65'x130'	8,450
C		110	60'x130'	7,800
D		190	55'x130'	7,150

473 Total Lots

 PROPOSED PATH
(4025 LN.FT.)

 COMMON AREA (65 ACRES)

