


EXTERIOR FINISHES



ATTACHED CANOPY SCHEDULE BN

| Mark | Description | Count | Overall Width | Overall Depth | Tie Back Mounting (Offset From Top) | Integral Lighting |
|-------------|-----------------|-------|---------------|---------------|-------------------------------------|-------------------|
| C1-C | Exterior Canopy | 11 | 6'-4" | 1'-0" | 0" | No |
| C4-B | Exterior Canopy | 2 | 5'-4" | 4'-0" | 2'-4" | Yes |
| C4-L | Exterior Canopy | 1 | 28'-0" | 4'-0" | 2'-4" | Yes |
| C5-A | Exterior Canopy | 1 | 13'-4" | 5'-0" | 2'-4" | Yes |
| Grand total | | 15 | | | | |



NORTHEAST PERSPECTIVE VIEW



SOUTHEAST PERSPECTIVE VIEW



SOUTHWEST PERSPECTIVE VIEW



NORTHWEST PERSPECTIVE VIEW

PROJECT DATA

| | | | |
|--------------------------------------|----------------|---|--------------------------|
| Prototype Edition: | SE | Playground | NO |
| Exterior Finish Type: | TOWER BRICK | Landscaping Type | ENHANCED DUE TO VARIANCE |
| Wall Framing Type: | WOOD STUD | LEED Rating | NOT CERTIFIED |
| Kitchen Type: | CENTERLINE 3.0 | Drive Thru Number of Approach Lanes: | 43 |
| Water Filtration Type: | TYPE A | Drive Thru Number of Ordering Lanes: | 2 |
| Industrialized Construction: | YES | Drive Thru Number of Fulfillment Lanes: | 2 |
| Number of Parking Spaces: | 48 | Drive Thru Dedicated Bypass Lane: | NO |
| Number of Accessible Parking Spaces: | 2 | Drive Thru Door: | YES |
| Cross Parking: | YES | Canopy Structure: | STEEL |
| Menu Board - Interior: | YES | Canopy Type - Order Point: | DOUBLE |
| Menu Board - Interior - Count: | 6 | Canopy Type - Meal Delivery: | DOUBLE |
| Menu Board - Interior - Type: | DIGITAL | Seat Count - Interior: | 74 |
| Menu Board - Walk-up: | NO | Seat Count - Exterior: | 24 |
| Menu Board - Walk-up - Count: | 0 | Number of Walk-up Windows: | 0 |
| Menu Board - Walk-up - Type: | N/A | Number of Registers: | 3 |
| Menu Board - Order Point: | YES | Building Area Square Footage: | 5,028 |
| Menu Board - Order Point - Count: | 4 | | |
| Menu Board - Order Point - Type: | DIGITAL | | |
| Planned Classification: | BASE | | |

DESIGN APPROVAL


| | | | |
|--|-----------------------------|-----------------------------|-----------------------------|
| <input type="checkbox"/> SUB | <input type="checkbox"/> SD | <input type="checkbox"/> DD | <input type="checkbox"/> CD |
| <input type="checkbox"/> NOT APPROVED - REVISE AND RESUBMIT | | | |
| <input type="checkbox"/> APPROVED AS NOTED - REVISE AND RESUBMIT | | | |
| <input type="checkbox"/> APPROVED FOR DESIGN INTENT | | | |

PROJECT NOTES



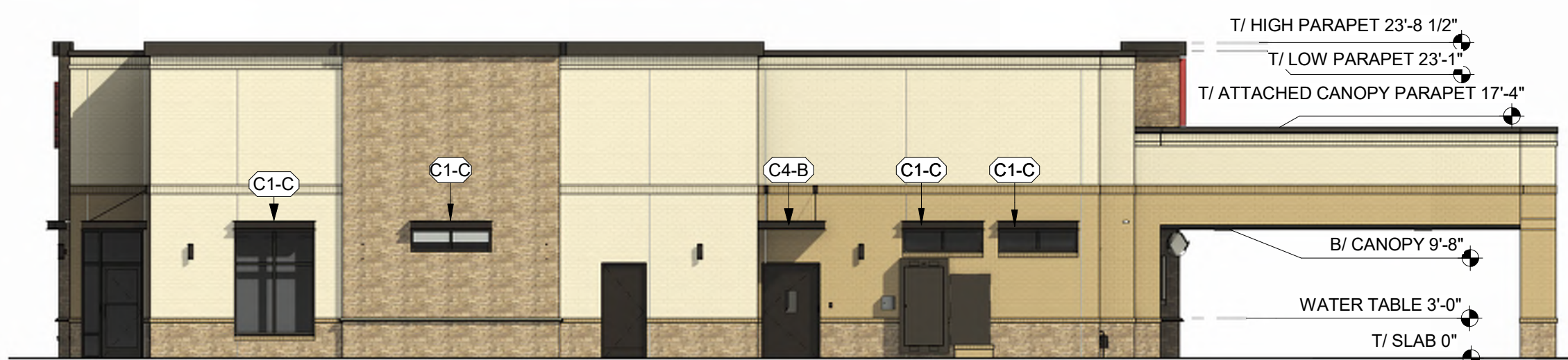
Chick-fil-A

Chick-fil-A
5200 Buffington Road
Atlanta, Georgia
30349-2998



CHIPMAN DESIGN ARCHITECTURE INC
1350 E TOUHY AVE
FIRST FLOOR EAST
DES PLAINES, IL 60018
TEL: 847.298.6900

I HEREBY CERTIFY THAT THESE PLANS HAVE BEEN PREPARED UNDER MY SUPERVISION AND THAT TO THE BEST OF MY KNOWLEDGE, THEY COMPLY WITH ALL RULES, REGULATIONS AND ORDINANCES OF PLAINFIELD, IN RELATION TO STRUCTURES AND BUILDINGS.



SOUTH ELEVATION



EAST ELEVATION



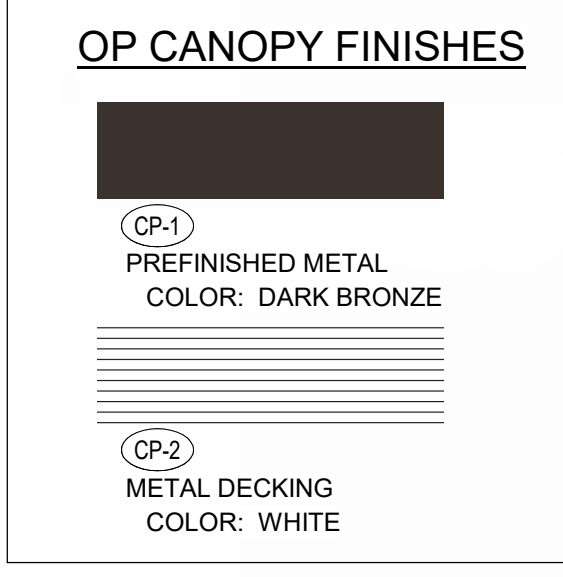
NORTH ELEVATION



WEST ELEVATION



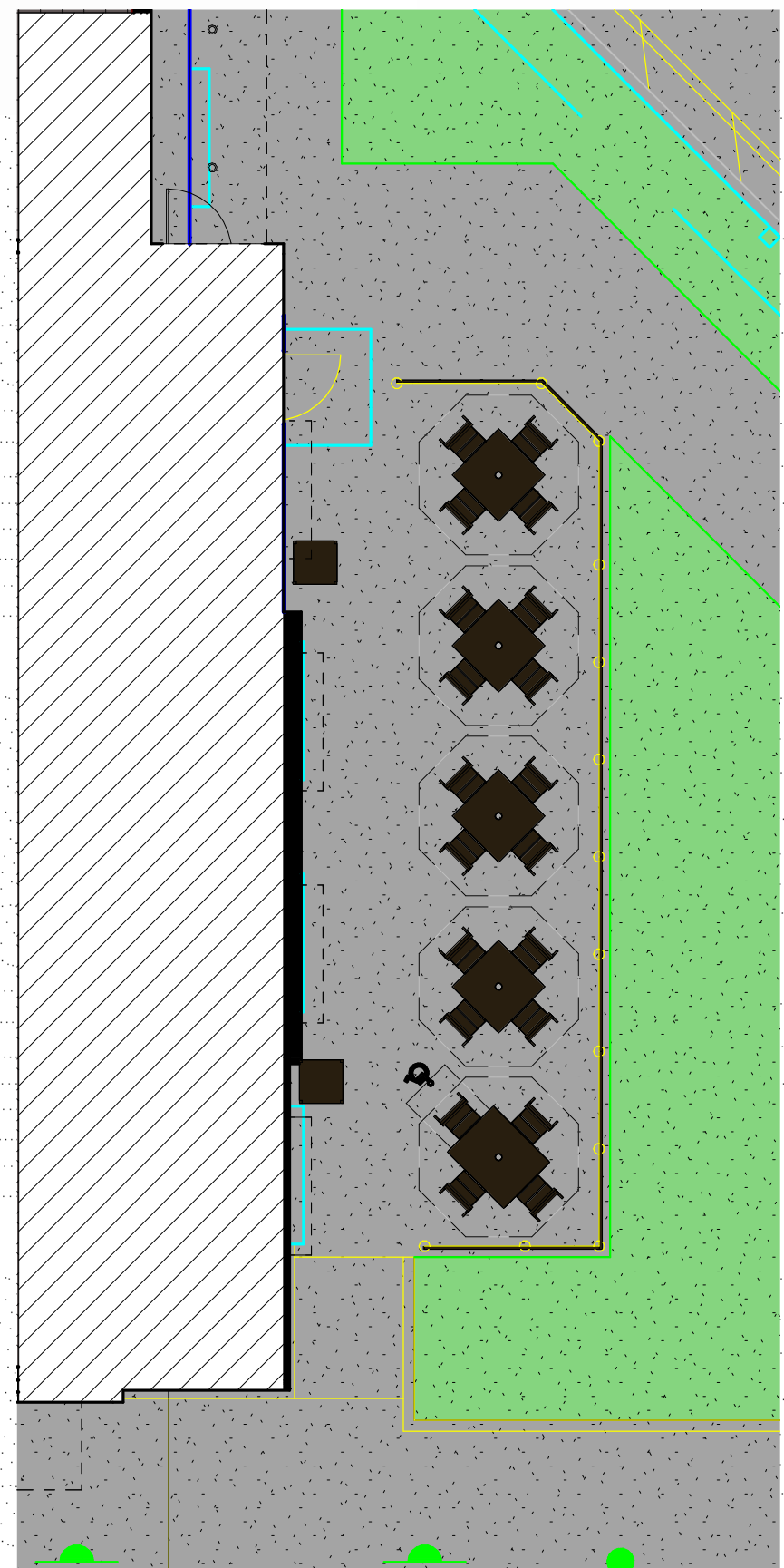
PERSPECTIVE VIEW - ORDER POINT



PERSPECTIVE VIEW - PATIO

PATIO SEATING SCHEDULE

| Mark | Type | Count | Manufacturer | Model | Width | Depth | Height | Material | Finish |
|------|---------------------------|-------|------------------------|----------------------------|-------|-------|-----------|------------------------|------------------------------------|
| 1 | Patio Chair | 44 | Benchmark Design Group | WENDOVER CHAIR | 3'-0" | 3'-0" | 2'-5 1/4" | Aluminum - Dark Bronze | RAL 49/66220 (C34 Bronze One Coat) |
| 2 | Patio Table - 4 Top | 9 | Benchmark Design Group | TAB3055-3636-AAL-WJ-UH-BDT | 3'-8" | 3'-0" | 2'-5 1/4" | Aluminum - Dark Bronze | RAL 49/66220 (C34 Bronze One Coat) |
| 3 | Patio Table - 4 Top - ADA | 2 | Benchmark Design Group | TAB3055-3644-AAL-WJ-UH-BDT | 3'-8" | 3'-0" | 2'-5 1/4" | Aluminum - Dark Bronze | RAL 49/66220 (C34 Bronze One Coat) |
| 5 | Patio Umbrella | 11 | Tuuci | OCEAN MASTER PARASOL | 2'-0" | 2'-0" | 3'-11" | Dark Bronze | RAL 49/66220 (C34 Bronze One Coat) |
| 6 | Trash Receptacle | 3 | Benchmark Design Group | CFA-AL-2444 | 2'-0" | 2'-0" | 3'-11" | Dark Bronze | RAL 49/66220 (C34 Bronze One Coat) |
| 7 | Entrance Bench - 80" | 1 | Benchmark Design Group | Wendover Bench - 4131 | 6'-8" | 2'-0" | 3'-0" | Aluminum - Dark Bronze | #34 Fine Textured Bronze 449/96511 |



DINING PATIO PLAN

CHICK-FIL-A
I-70 & SR 267 (Plainfield)
6102 Cambridge Way
Plainfield, IN 46168

FSR#05219
BUILDING TYPE / SIZE: P14 SE BN
RELEASE: 23.05

REVISION SCHEDULE

| NO. | DATE | DESCRIPTION |
|-----|------|-------------|
| | | |

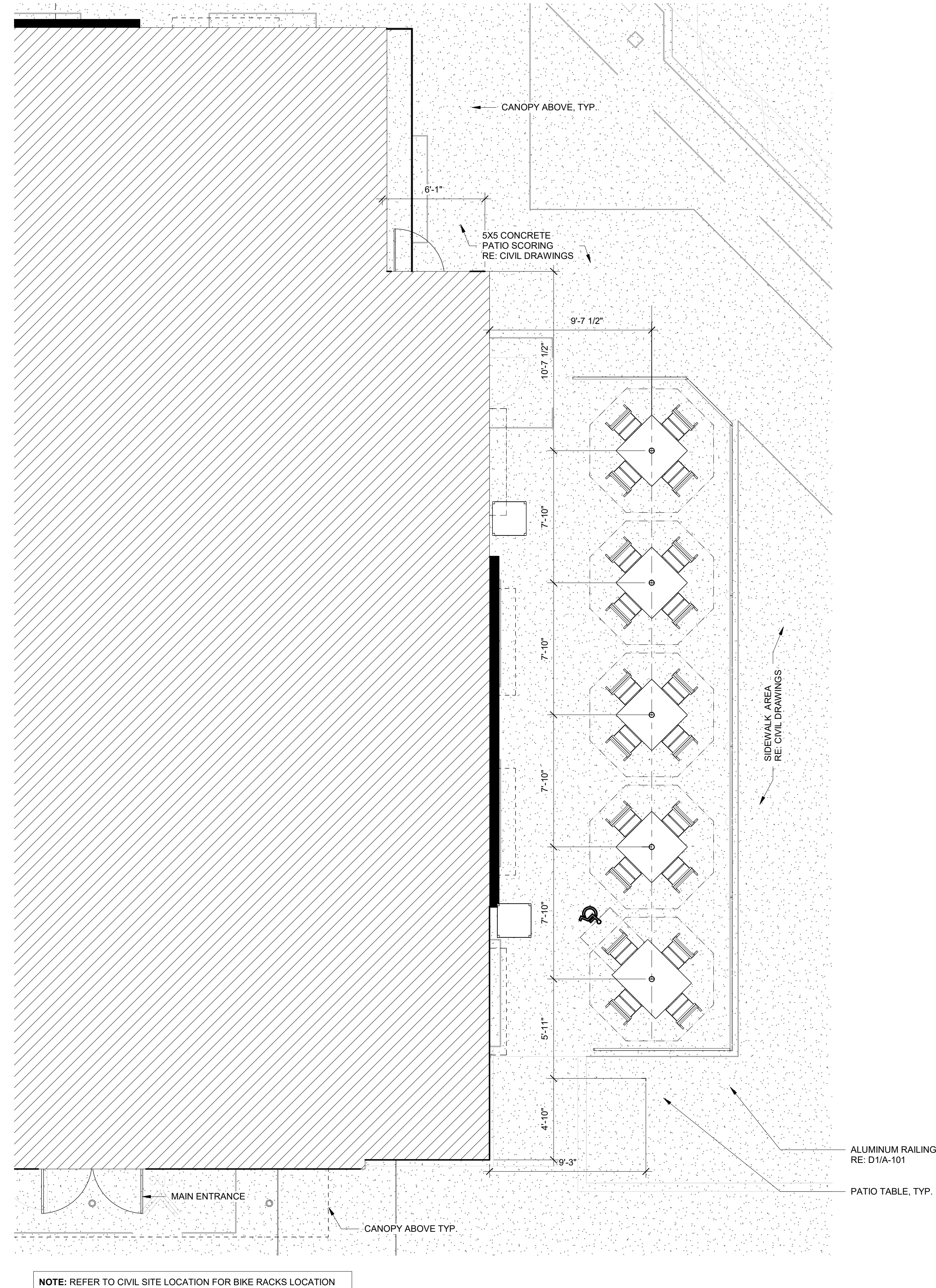
FOR REVIEW ONLY

CONSULTANT PROJECT # 22-2319.00
PRINTED FOR: FOR REVIEW ONLY
DATE: 09/12/25
DRAWN BY: AF
CHECKED BY: MR
Information contained on this drawing and in all digital files produced for above named project may not be reproduced in any manner without express written or verbal consent from the architect.
SHEET DESIGN OVERVIEW

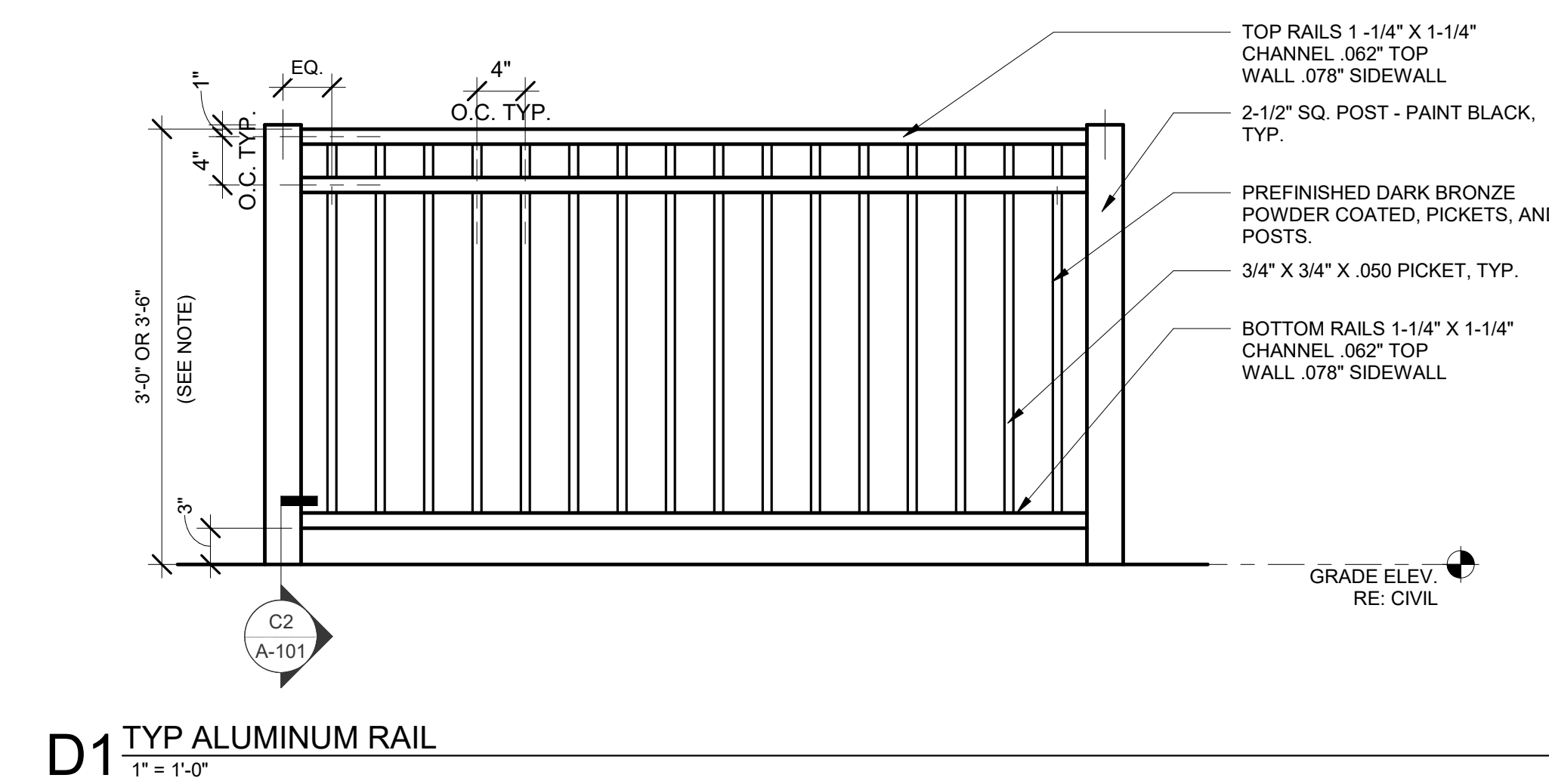
SHEET NUMBER **X-900**

9/15/2025 3:41:30 PM C:\Autodesk Docs\IN_05219_I70 & SR 267 (IN) FSU_2022.12_FSR05219_I70 & SR 267 (IN) FSU_ARC.MT XX-SE-05219-X-900-DESIGN OVERVIEW

| PATIO SEATING SCHEDULE | | | | | | | | | |
|------------------------|---------------------------|-------|------------------------|----------------------------|-------|-------|-----------|------------------------|------------------------------------|
| Mark | Type | Count | Manufacturer | Model | Width | Depth | Height | Material | Finish |
| 1 | Patio Chair | 44 | Benchmark Design Group | WENDOVER CHAIR | | | | | |
| 2 | Patio Table - 4 Top | 9 | Benchmark Design Group | TAB3055-3636-AAL-WJ-UH-BDT | 3'-0" | 3'-0" | 2'-5 1/4" | Aluminum - Dark Bronze | RAL 49/66220 (C34 Bronze One Coat) |
| 3 | Patio Table - 4 Top - ADA | 2 | Benchmark Design Group | TAB3055-3644-AAL-WJ-UH-BDT | 3'-8" | 3'-0" | 2'-5 1/4" | Aluminum - Dark Bronze | RAL 49/66220 (C34 Bronze One Coat) |
| 5 | Patio Umbrella | 11 | Tiaco | OCEAN MASTER PARASOL | | | | | |
| 6 | Trash Receptacle | 3 | Benchmark Design Group | CFA-AL-2444 | 2'-0" | 2'-0" | 3'-11" | Dark Bronze | RAL 49/66220 (C34 Bronze One Coat) |
| 7 | Entrance Bench - 80" | 1 | Benchmark Design Group | Wendover Bench - 4131 | 6'-8" | 2'-0" | 3'-0" | Aluminum - Dark Bronze | #34 Fine Textured Bronze 449/66511 |

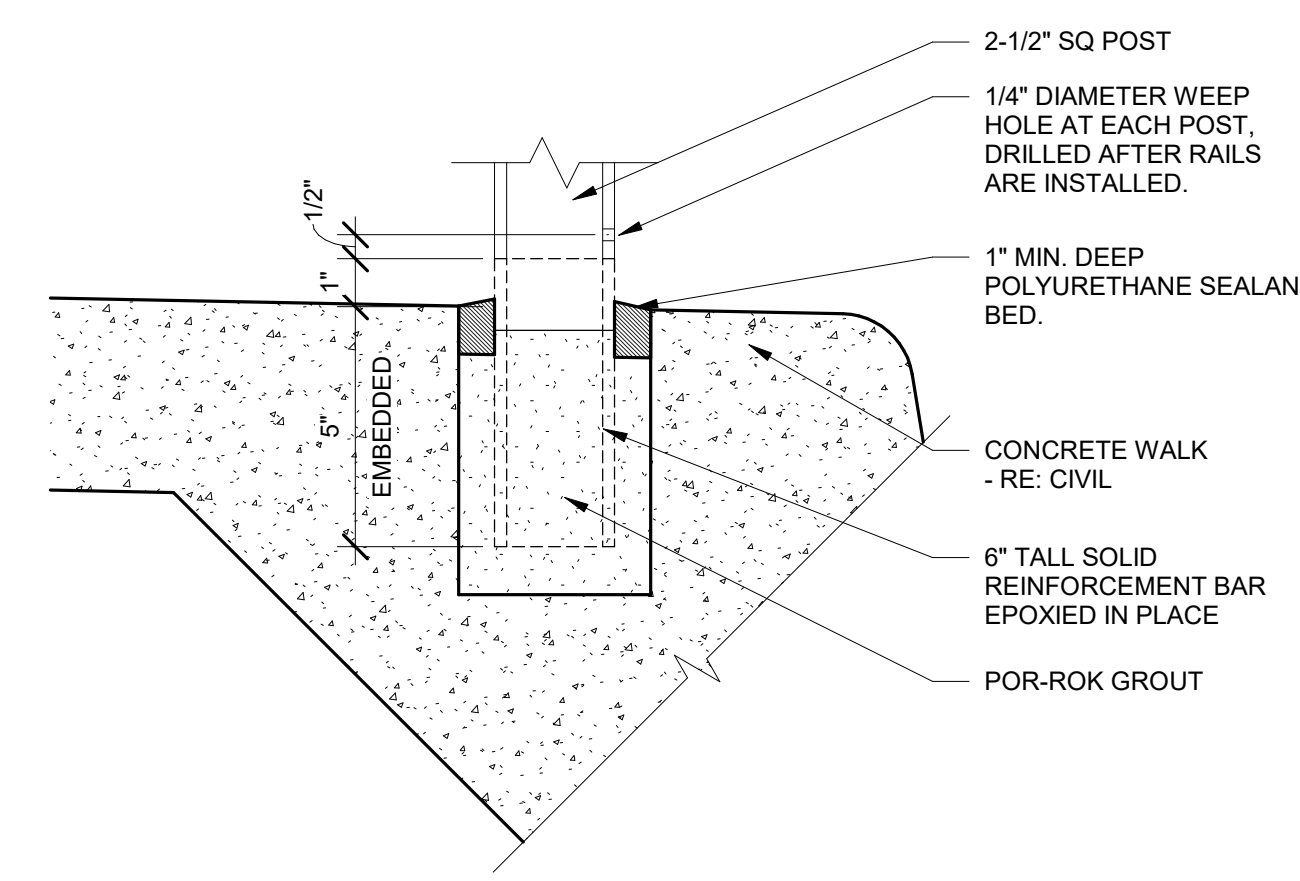


1 DINING PATIO PLAN
1/4" = 1'-0"

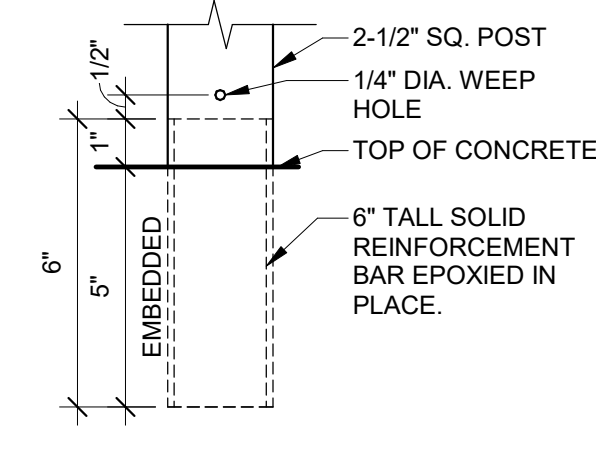


- NOTES:**
- 3'-0" HANDRAIL HEIGHT TO BE USED ALONG OPEN SIDED LEVEL WALKING SURFACES THAT ARE LOCATED LESS THAN 2'-6" ABOVE A FLOOR OR GRADE BELOW. 3'-6" GUARDRAIL HEIGHT REQUIRED ALONG OPEN SIDED LEVEL WALKING SURFACES THAT ARE LOCATED 2'6" OR GREATER ABOVE A FLOOR OR GRADE BELOW OR WHERE REQUIRED BY A.H.J. OR OTHER GOVERNING CODE/REGULATION. ARCHITECT TO VERIFY SITE SPECIFIC CONDITIONS & COORDINATE.
 - ALL ALUMINUM TO BE .062" TOP WALL, .078 SIDE WALL.
 - USE ONLY COMMERCIAL GRADE ALUMINUM FENCING WITH DARK BRONZE POWDER COAT FINISH.

D1 TYP ALUMINUM RAIL
1" = 1'-0"



C2 TYP EXTERIOR RAILING FIELD EMBEDMENT DETAIL
3" = 1'-0"

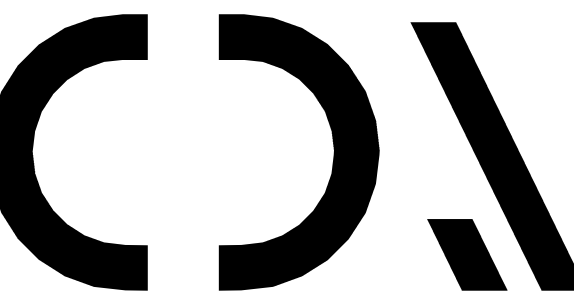


WEEP HOLE NOTE:
ALL POSTS GROUTED INTO CONCRETE MUST HAVE A 1/4" DIAMETER WEEP HOLE LOCATED JUST ABOVE THE MOUNTING SURFACE AND ALONG THE PLANE OF THE RAIL. WEEP HOLES WILL NEED TO BE DRILLED AFTER RAILS HAVE BEEN INSTALLED.

C1 EMBEDDED POST DETAIL
3" = 1'-0"



Chick-fil-A
5200 Buffington Road
Atlanta, Georgia
30349-2998



CHIPMAN DESIGN ARCHITECTURE INC
1350 E TOUHY AVE
FIRST FLOOR EAST
DES PLAINES, IL 60018
TEL: 847.298.6900

HEREBY CERTIFY THAT THESE PLANS HAVE BEEN PREPARED UNDER MY SUPERVISION AND THAT TO THE BEST OF MY KNOWLEDGE, THEY COMPLY WITH ALL RULES, REGULATIONS AND ORDINANCES OF Plainfield, IN RELATING TO STRUCTURES AND BUILDINGS.

CHICK-FIL-A
I-70 & SR 267 (Plainfield)
6102 Cambridge Way
Plainfield, IN 46168

FSR#05219

BUILDING TYPE / SIZE: P14 SE BN
RELEASE: 23.05


| REVISION SCHEDULE | | |
|-------------------|------|-------------|
| NO. | DATE | DESCRIPTION |
| | | |

FOR REVIEW ONLY

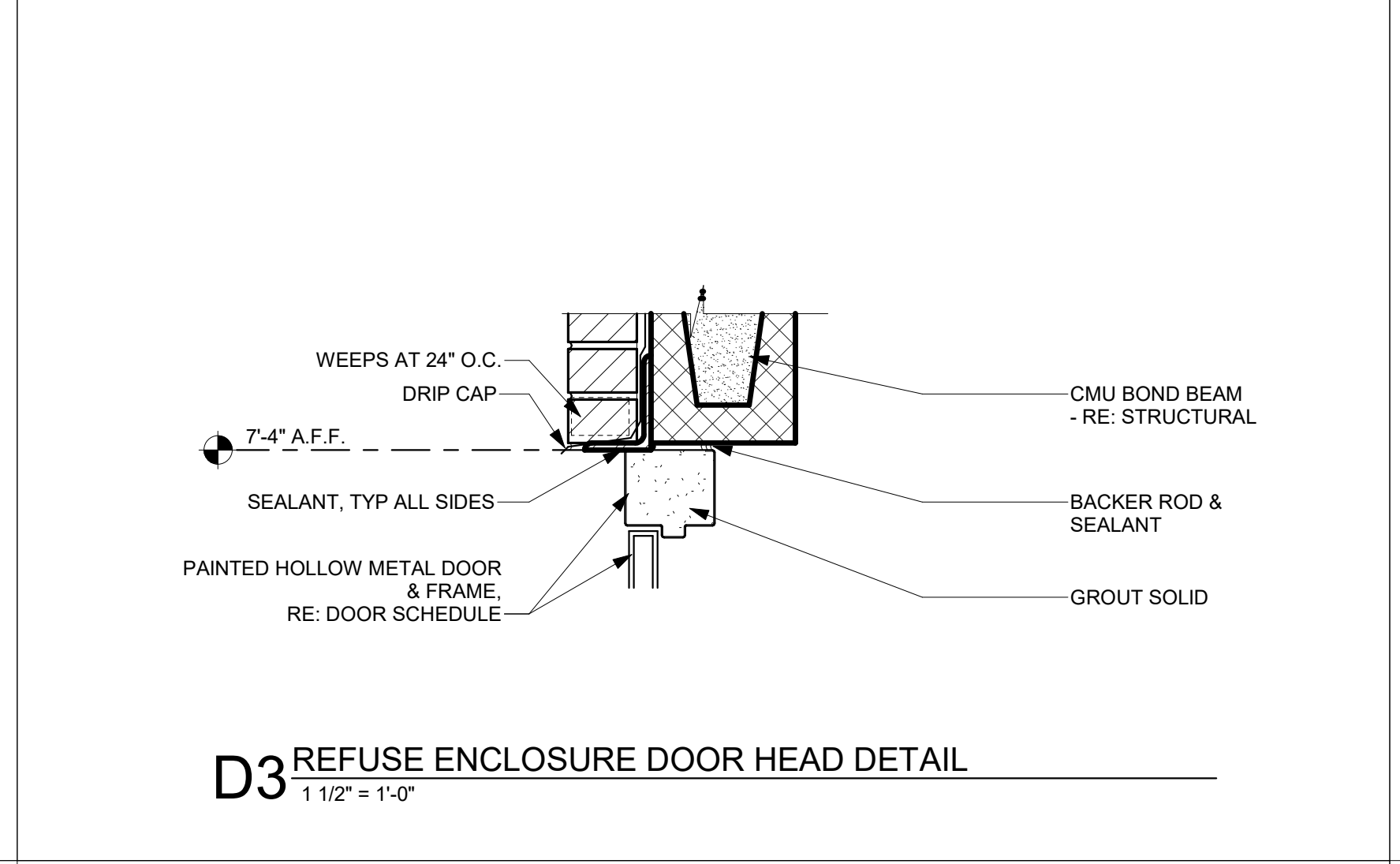
| | |
|--|-----------------|
| CONSULTANT PROJECT # | 22-2319.00 |
| PRINTED FOR | FOR REVIEW ONLY |
| DATE | 09/12/25 |
| DRAWN BY | IL |
| CHECKED BY | MR |
| Information contained on this drawing and in all digital files produced for above named project may not be reproduced in any manner without express written or verbal consent from authorized project representatives. | |
| SHEET PATIO PLANS AND DETAILS | |
| SHEET NUMBER | |

A-101

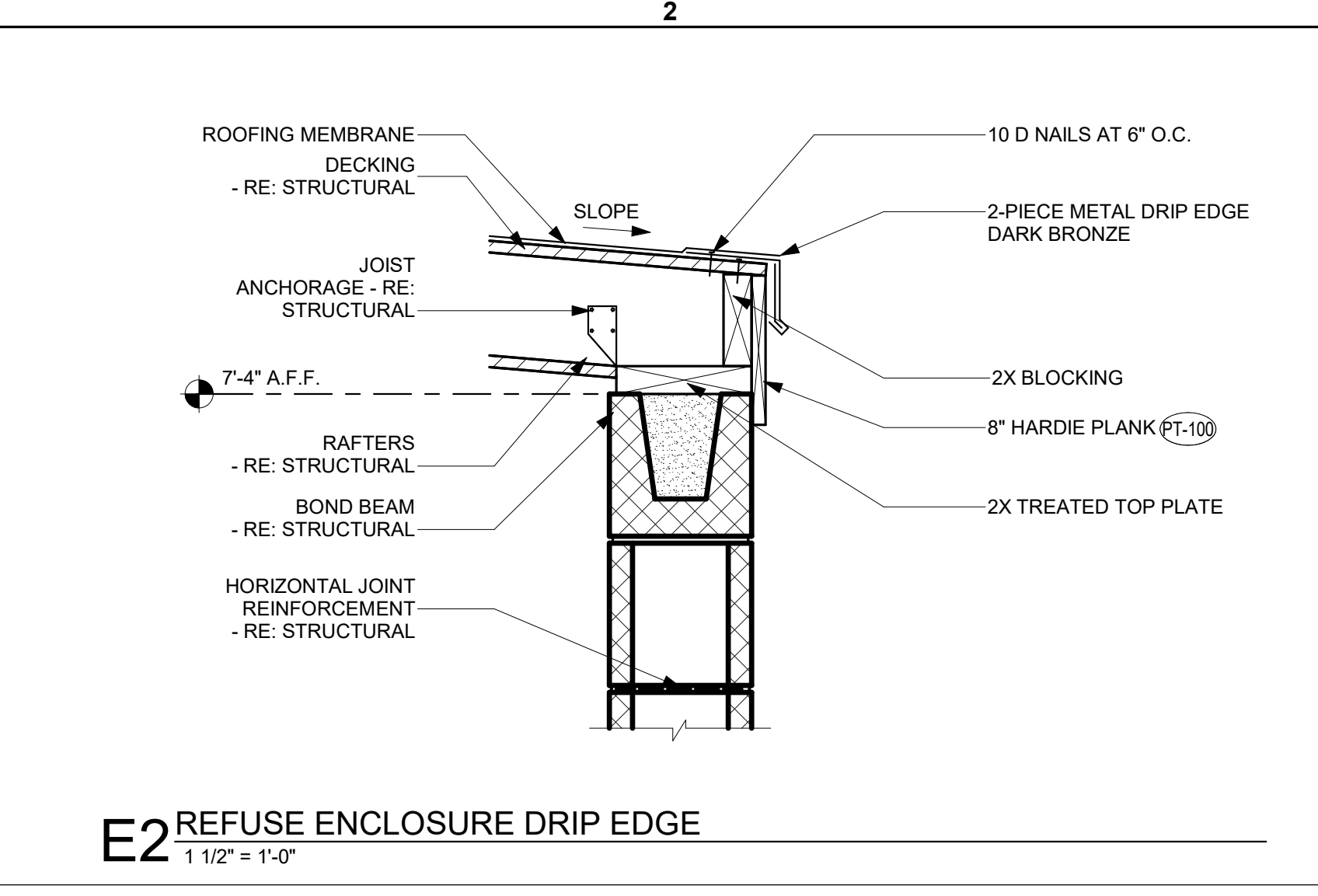
9/15/2025 2:00:09 PM Autodesk Docs://IN_05219_A-103-REFUSE ENCLOSURE



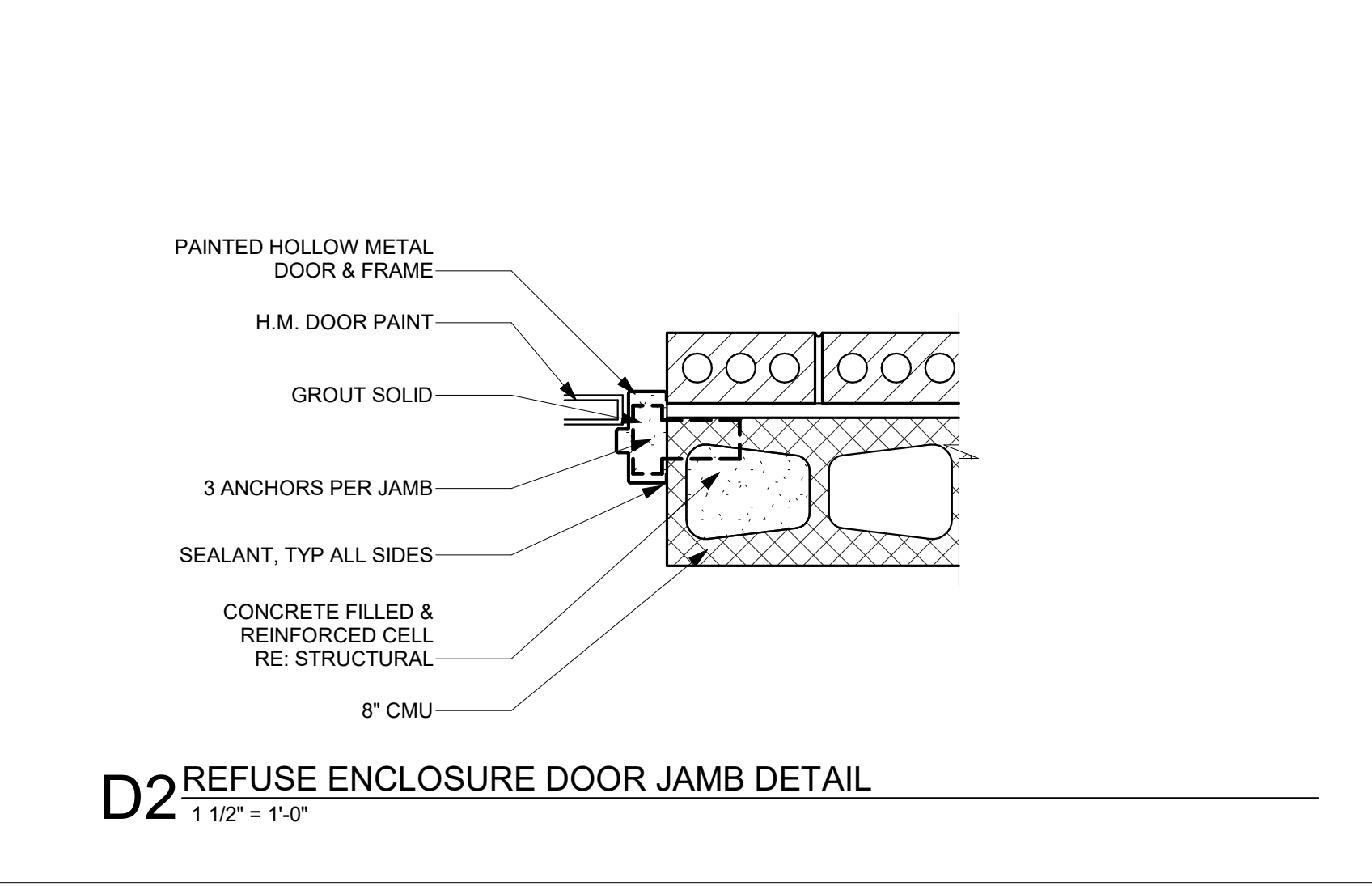
E3 REFUSE ENCLOSURE ROOF EDGE DETAIL
1 1/2" = 1'-0"



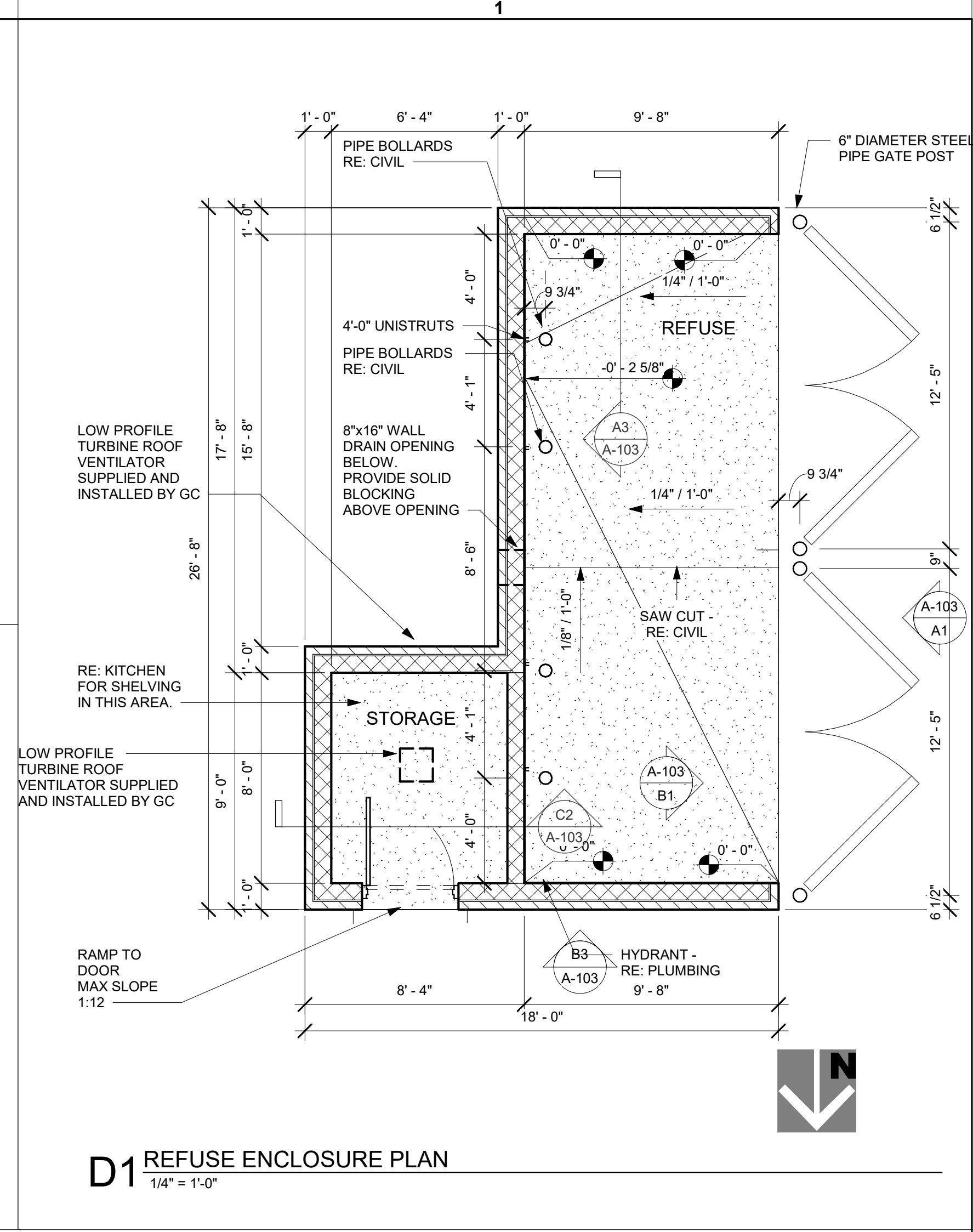
D3 REFUSE ENCLOSURE DOOR HEAD DETAIL
1 1/2" = 1'-0"



E2 REFUSE ENCLOSURE DRIP EDGE
1 1/2" = 1'-0"



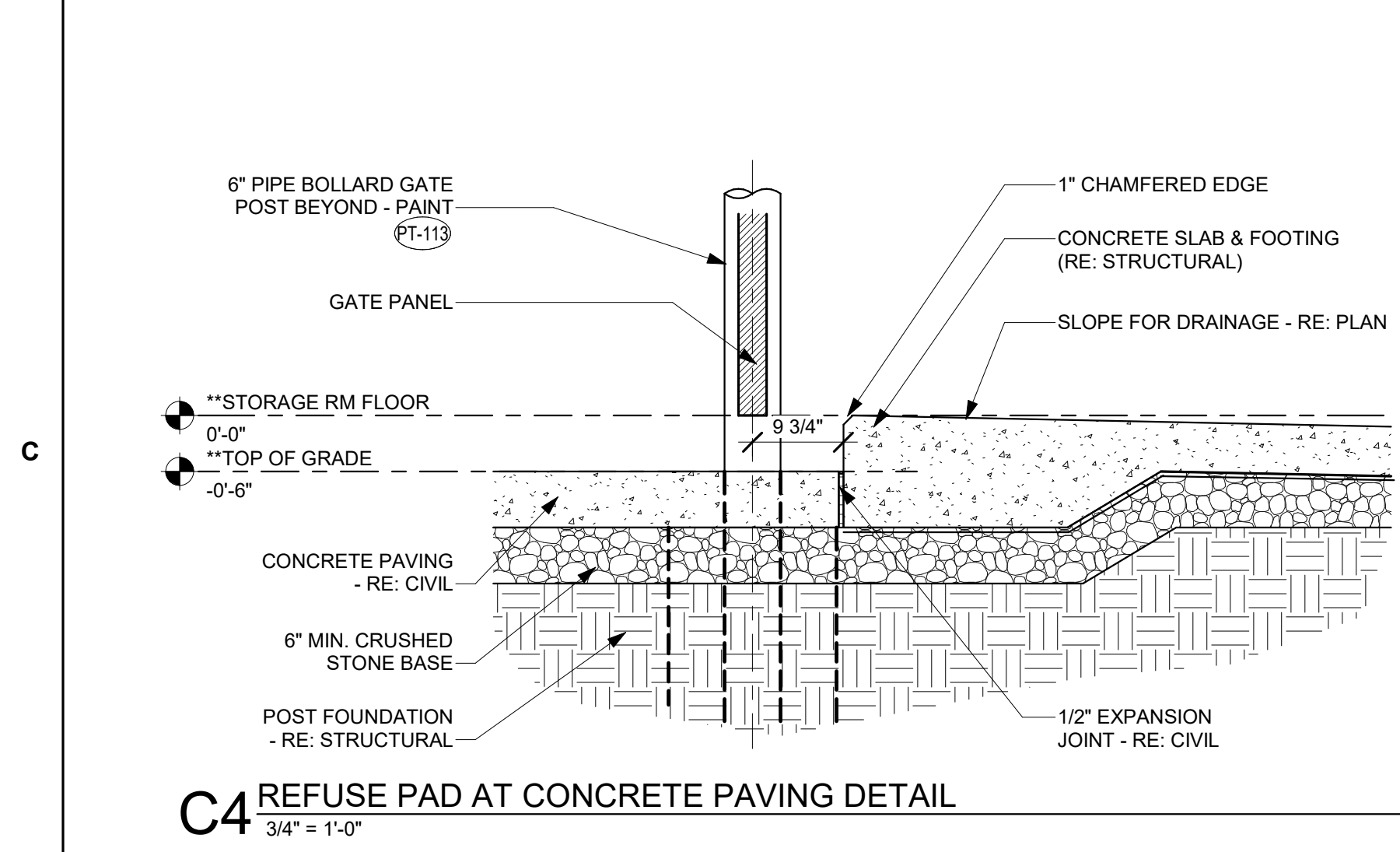
D2 REFUSE ENCLOSURE DOOR JAMB DETAIL
1 1/2" = 1'-0"



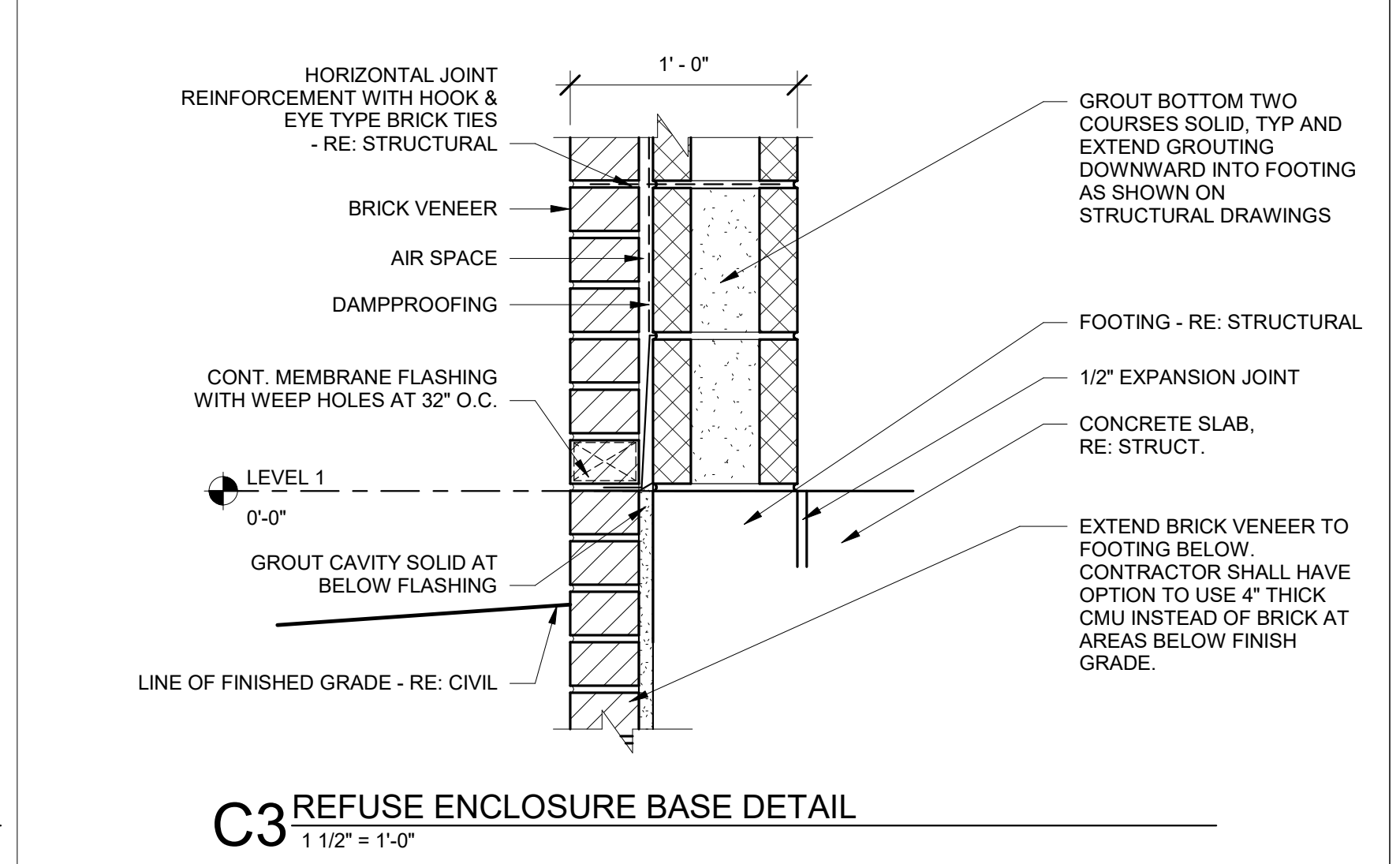
D1 REFUSE ENCLOSURE PLAN
1/4" = 1'-0"

REFUSE ENCLOSURE NOTES


1. ** IN THE ARCHITECTURAL DRAWINGS, REFUSE ENCLOSURE AND MAIN BUILDING ARE BOTH NOTED WITH FINISH SLAB AT 0'-0". ACTUAL FINISH SLAB HEIGHTS WILL VARY BETWEEN MAIN BUILDING AND REFUSE ENCLOSURE. REFER TO CIVIL FOR ALL FINISH SLAB HEIGHTS.



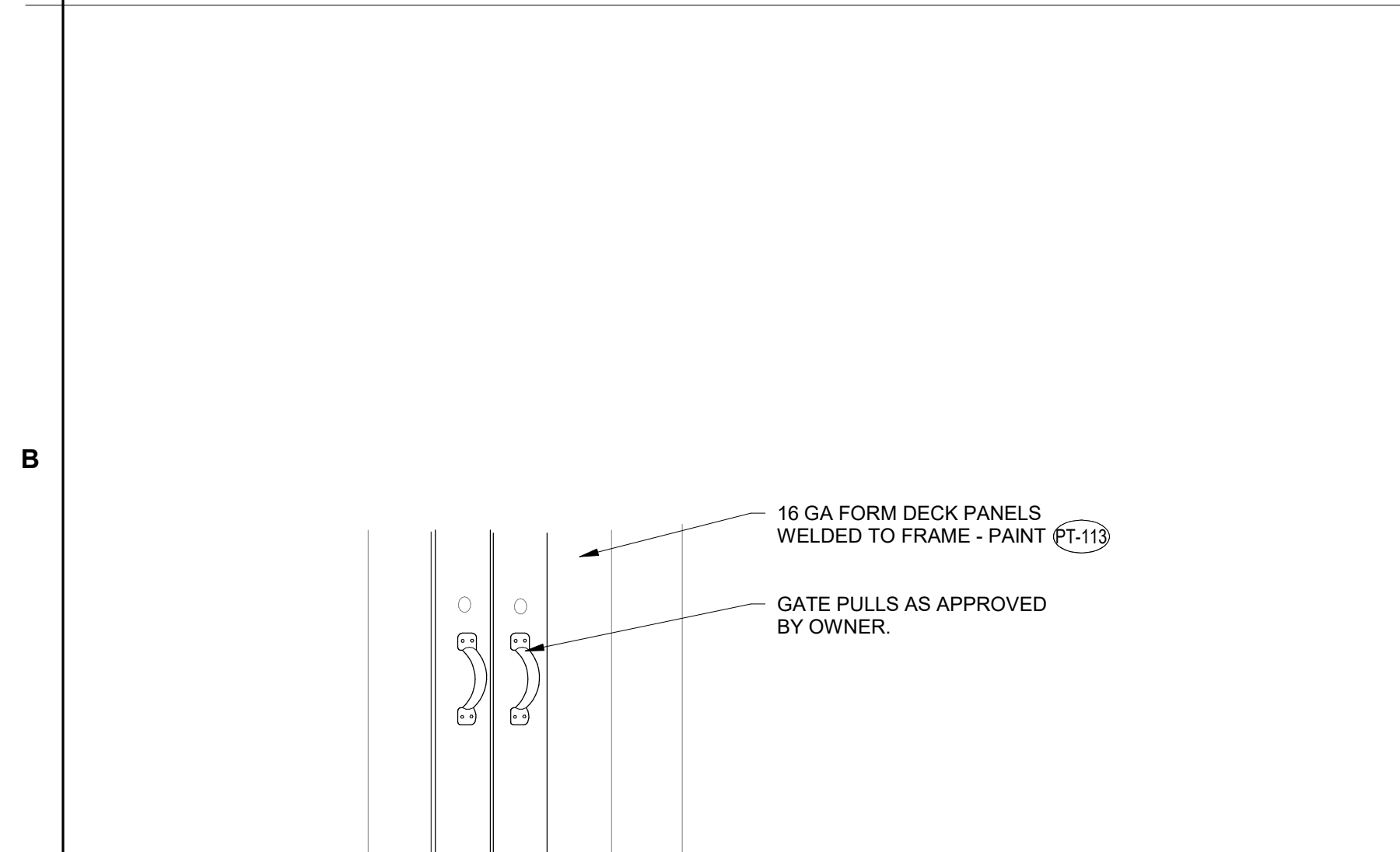
C4 REFUSE PAD AT CONCRETE PAVING DETAIL
3/4" = 1'-0"



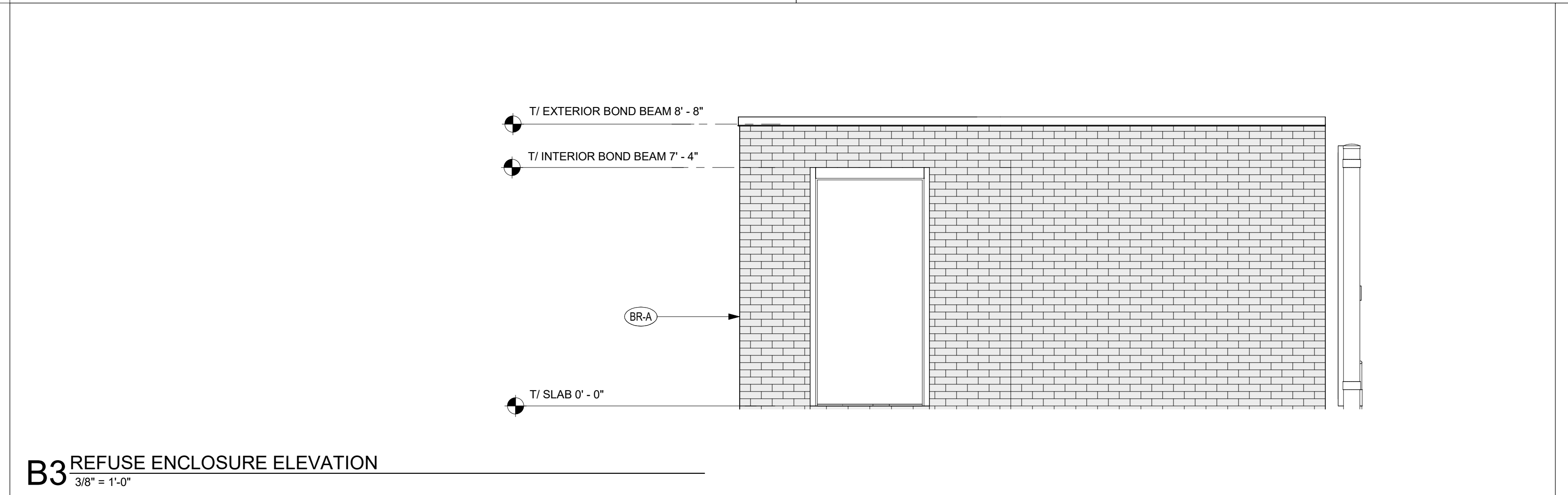
C3 REFUSE ENCLOSURE BASE DETAIL
1 1/2" = 1'-0"



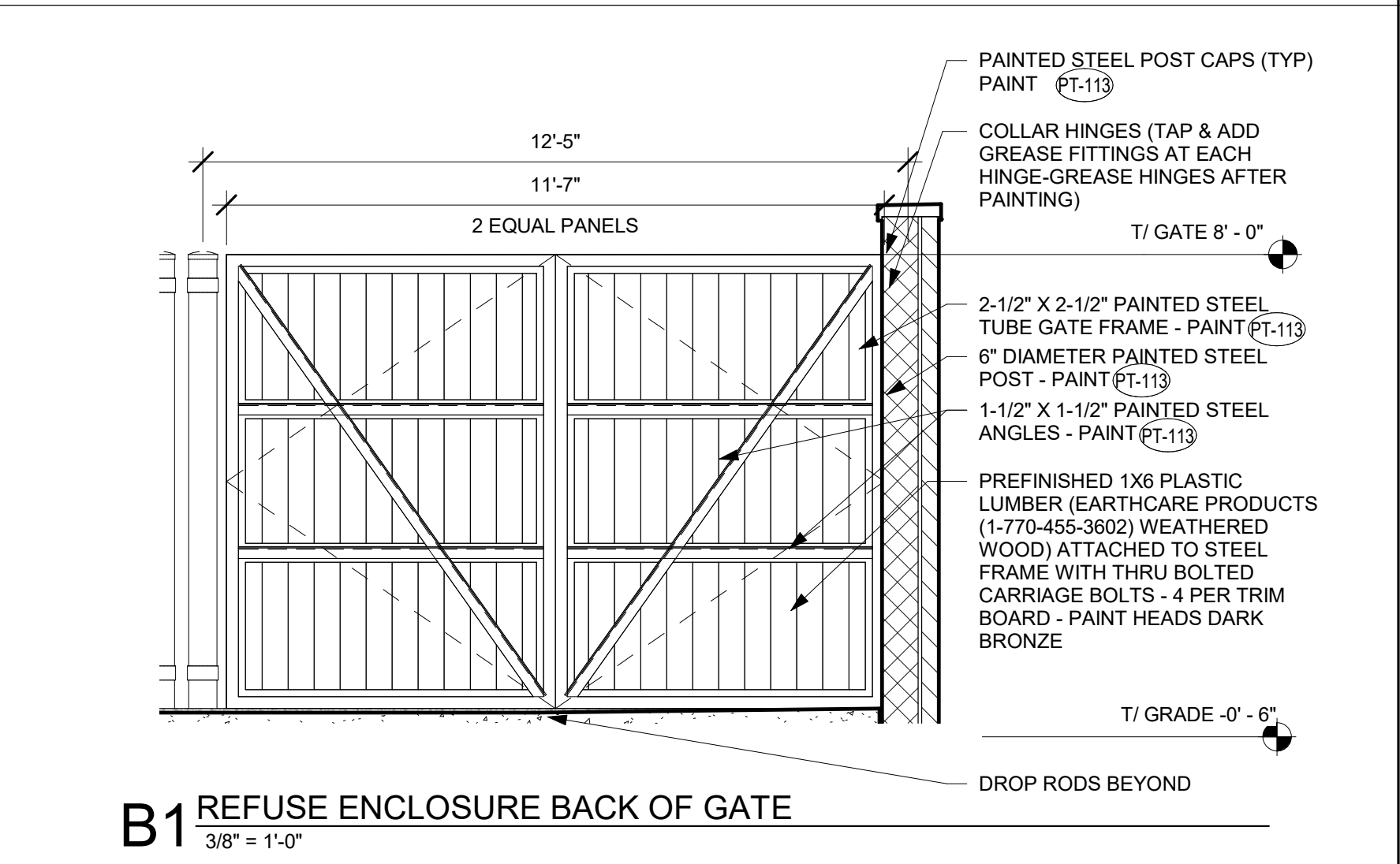
C2 REFUSE ENCLOSURE SECTION
1/2" = 1'-0"



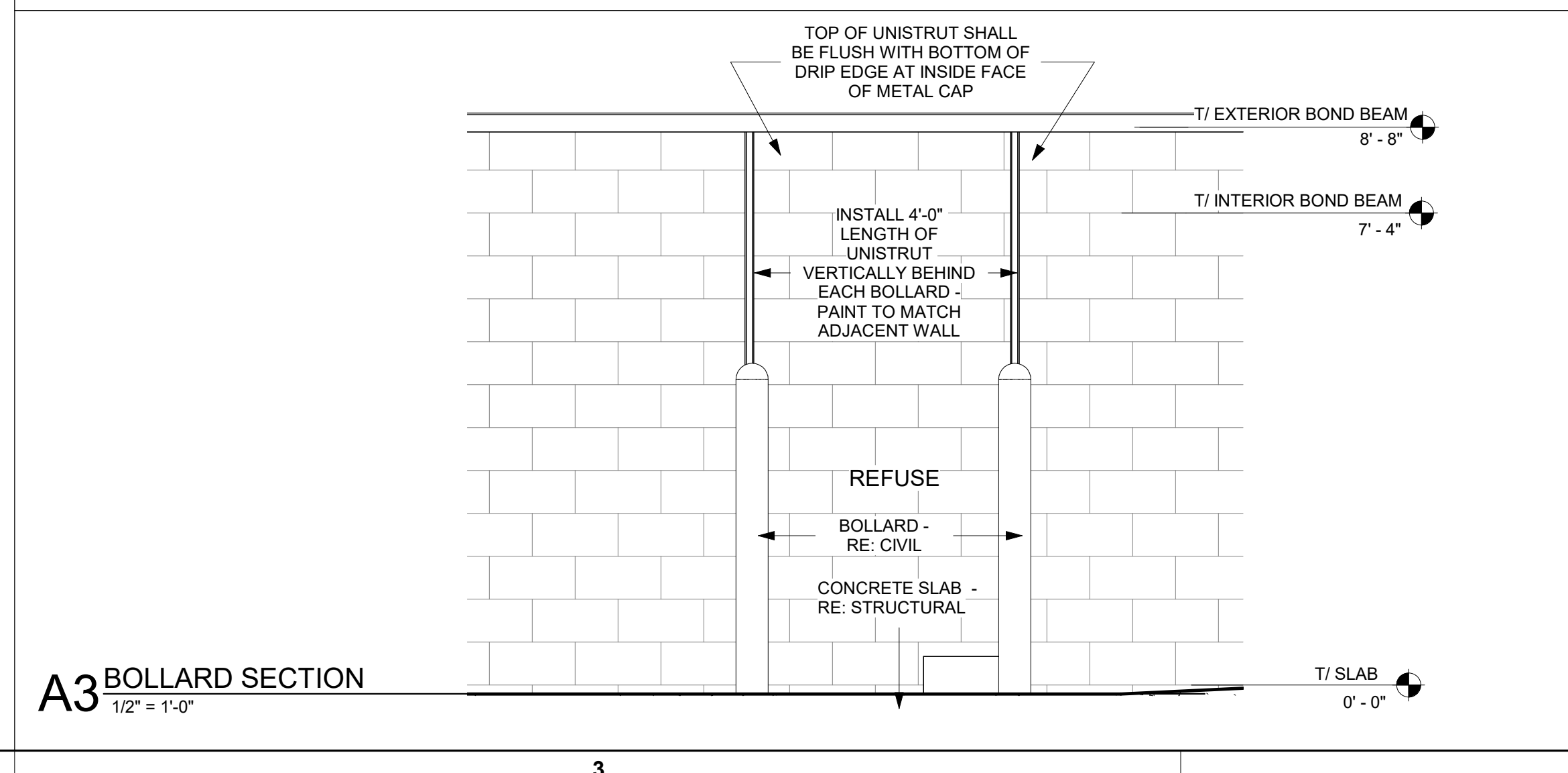
A4 REFUSE ENCLOSURE DROP ROD 3-D DECK PANEL DETAIL
1/2" = 1'-0"



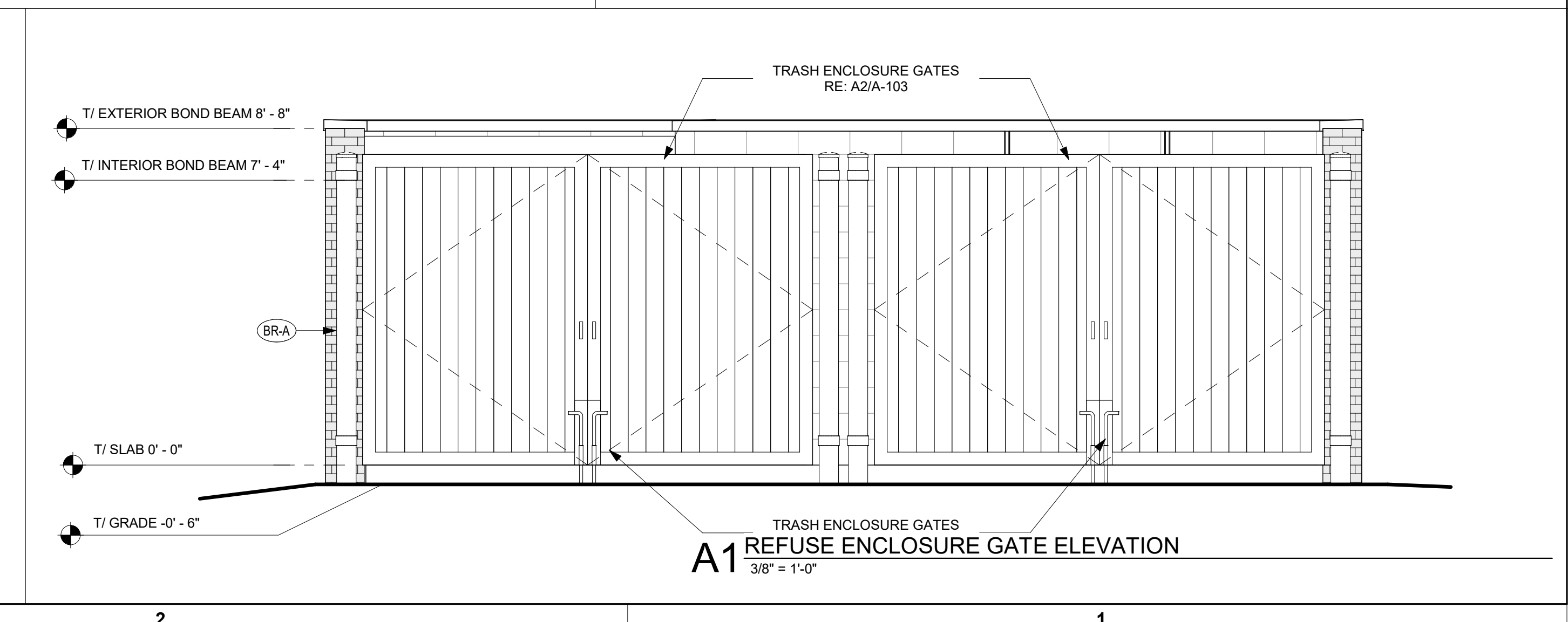
B3 REFUSE ENCLOSURE ELEVATION
3/8" = 1'-0"



B1 REFUSE ENCLOSURE BACK OF GATE
3/8" = 1'-0"



A3 BOLLARD SECTION
1/2" = 1'-0"



A1 REFUSE ENCLOSURE GATE ELEVATION
3/8" = 1'-0"

Chick-fil-A
5200 Buffington Road
Atlanta, Georgia
30349-2998

CHIPMAN DESIGN ARCHITECTURE INC
1350 E TOUHY AVE
FIRST FLOOR EAST
DES PLAINES, IL 60018
TEL : 847.298.6900

I HEREBY CERTIFY THAT THESE PLANS HAVE BEEN PREPARED UNDER MY SUPERVISION AND THAT TO THE BEST OF MY KNOWLEDGE, THEY COMPLY WITH ALL RULES, REGULATIONS AND ORDINANCES OF Plainfield, IN RELATING TO STRUCTURES AND BUILDINGS.

CHICK-FIL-A
I-70 & SR 267 (Plainfield)

6102 Cambridge Way
Plainfield, IN 46168


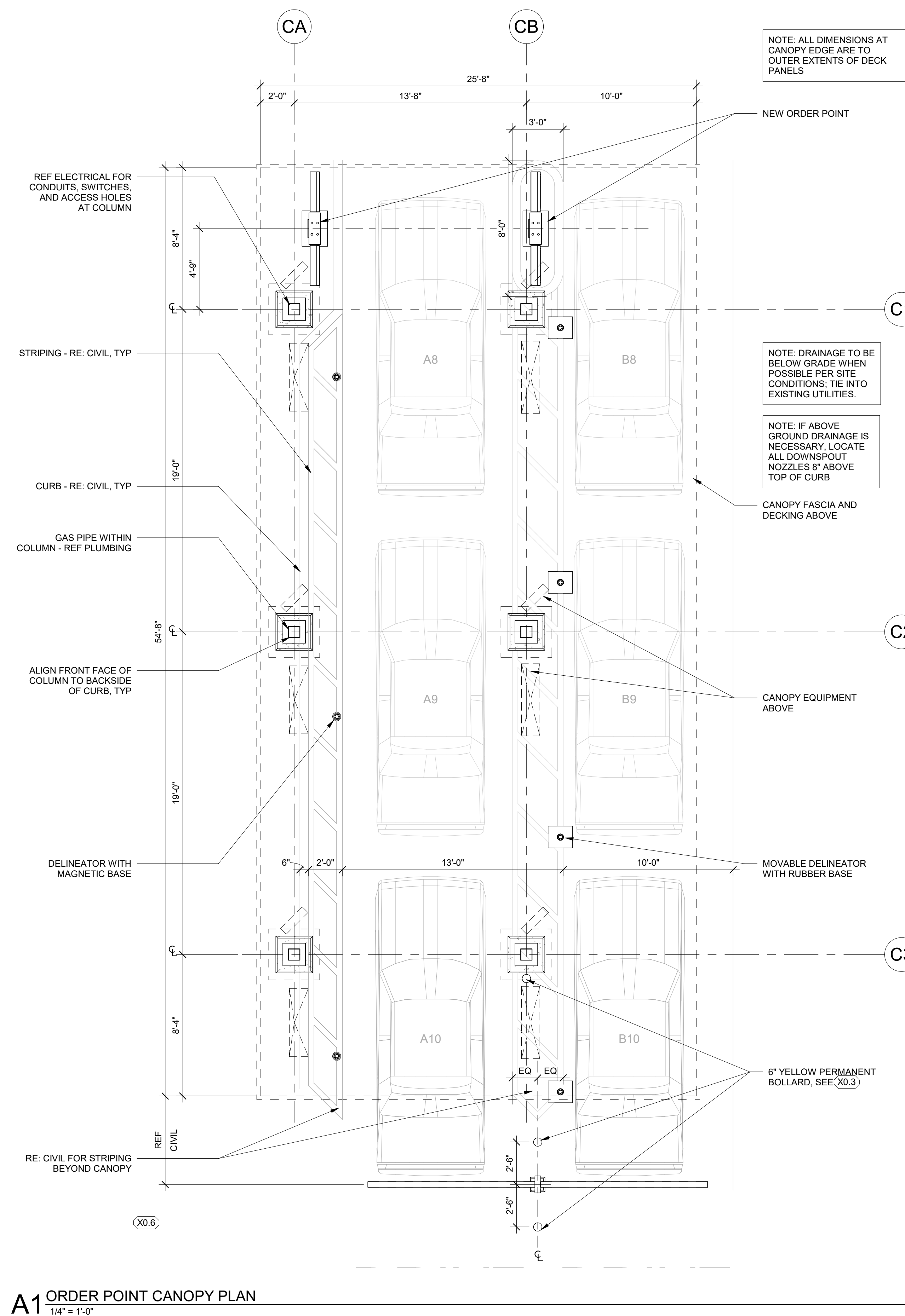

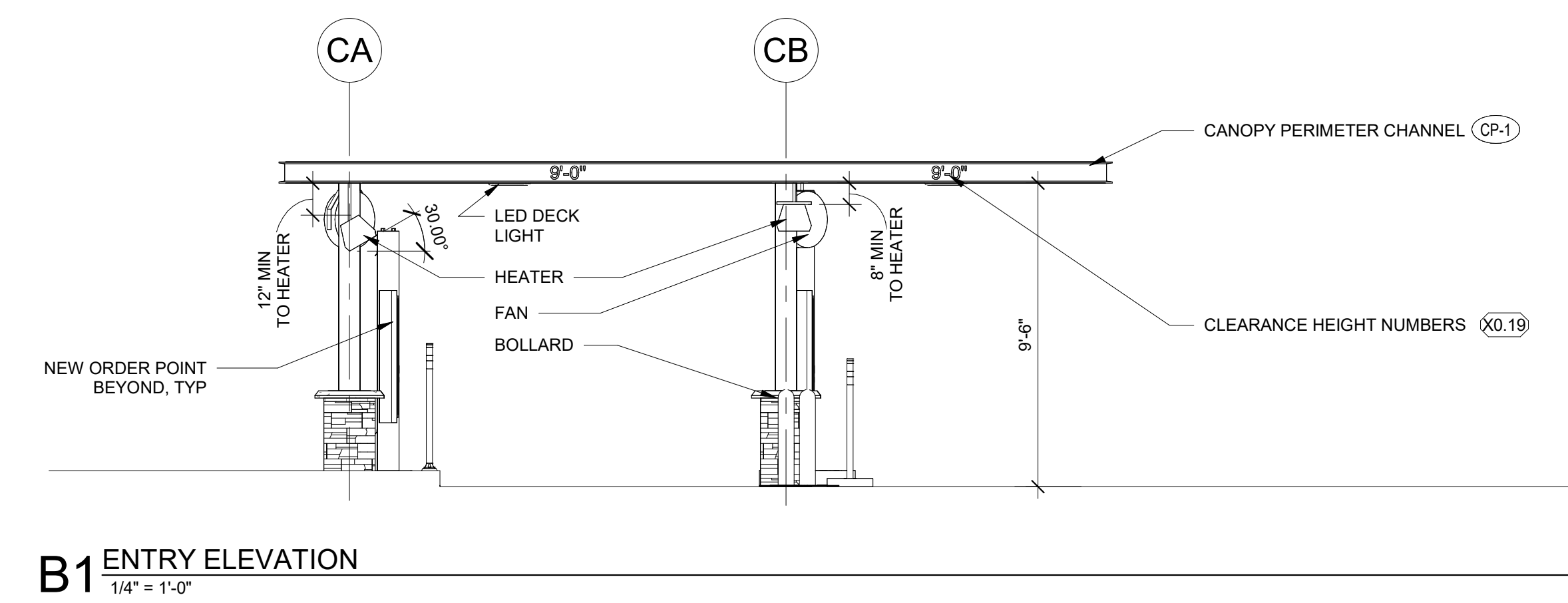
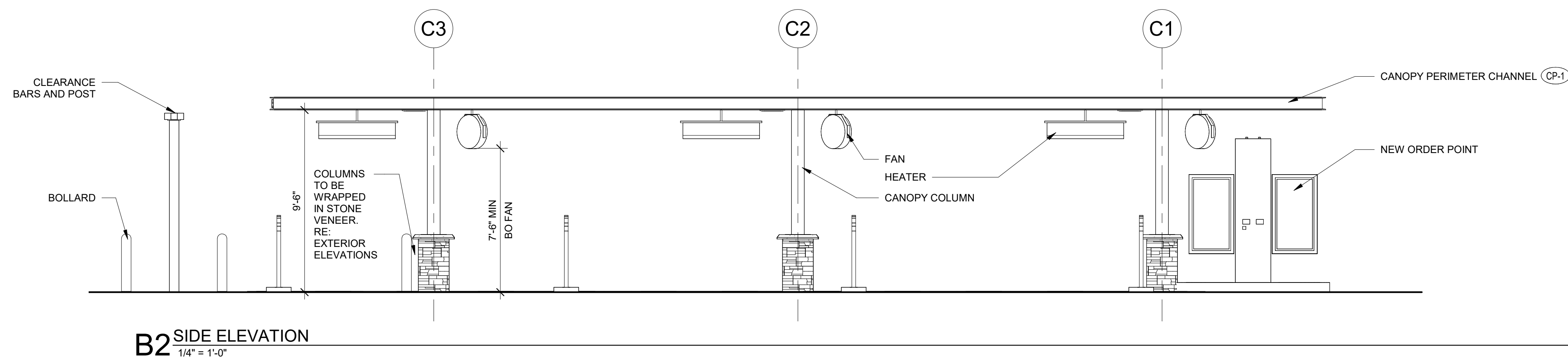
FSR#05219
BUILDING TYPE / SIZE: P14 SE BN
RELEASE: 23.05

| REVISION SCHEDULE | | |
|-------------------|------|-------------|
| NO. | DATE | DESCRIPTION |
| | | |

FOR REVIEW ONLY

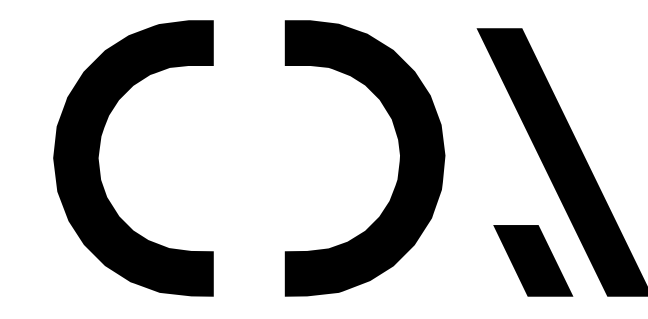
CONSULTANT PROJECT # 22-2319.00
PRINTED FOR FOR REVIEW ONLY
DATE 09/12/25
DRAWN BY IL
CHECKED BY MR
Information contained on this drawing and in all digital files produced for above named project may not be reproduced in any manner without express written or verbal consent from authorized project representatives.
SHEET REFUSE ENCLOSURE
SHEET NUMBER
A-103

| ORDER POINT EQUIPMENT SCHEDULE | | | | | | | | | |
|--------------------------------|-------------------------|-----------------|---------|---------|---------------------------------|--|---------------------------------|--------------------|---|
| TAG | EQUIPMENT | APPLICABLE TIER | | | SUPPLIER | CONTACT | MANUFACTURER | MODEL NUMBER | COMMENTS |
| | | 1 | 2 | 3 | | | | | |
| X0.3 | BOLLARD SLEEVE | - | X | X | GC | - | INTERSTATE PRODUCTS OR EQUAL | 1736YRS - EAGLE 6" | - |
| X0.4 | OP DIGITAL MENU BOARD | - | X | X | PATTISON | Helene Hammond (613-247-5379) hhammond@pattisonesign.com | PATTISON | - | - |
| X0.6 | C7 DOUBLE CLEARANCE BAR | - | BY SITE | BY SITE | UNISTRUCTURES OR CHANDLER SIGNS | Carolyn Ward (878-974-1759) c.ward@unistructures.com OR Kristan Hamilton, Amy McCann, or Scarlett Quintero (210-349-3504) CFA@chandersigns.com | UNISTRUCTURES OR CHANDLER SIGNS | - | 14'-6" L x 9'-0" H. See shop drawings for more information; Dark Bronze textured finish |
| X0.19 | CLEARANCE TEXT | - | X | X | LANE OR FASHION | Larry Tolbert (705-545-7615) ltolbert@lanesupplyinc.com OR Jason Holmes (785-242-8111) jholmes@fashioninc.com | LANE OR FASHION | - | - |




Chick-fil-A

Chick-fil-A
5200 Buffington Road
Atlanta, Georgia
30349-2998



CHIPMAN DESIGN ARCHITECTURE INC
1350 E TOUHY AVE
FIRST FLOOR EAST
DES PLAINES, IL 60018
TEL: 847.298.6900

I HEREBY CERTIFY THAT THESE PLANS HAVE BEEN PREPARED UNDER MY SUPERVISION AND THAT TO THE BEST OF MY KNOWLEDGE, THE SAME COMPLY WITH ALL RULES, REGULATIONS AND ORDINANCES OF Plainfield, IN RELATING TO STRUCTURES AND BUILDINGS.

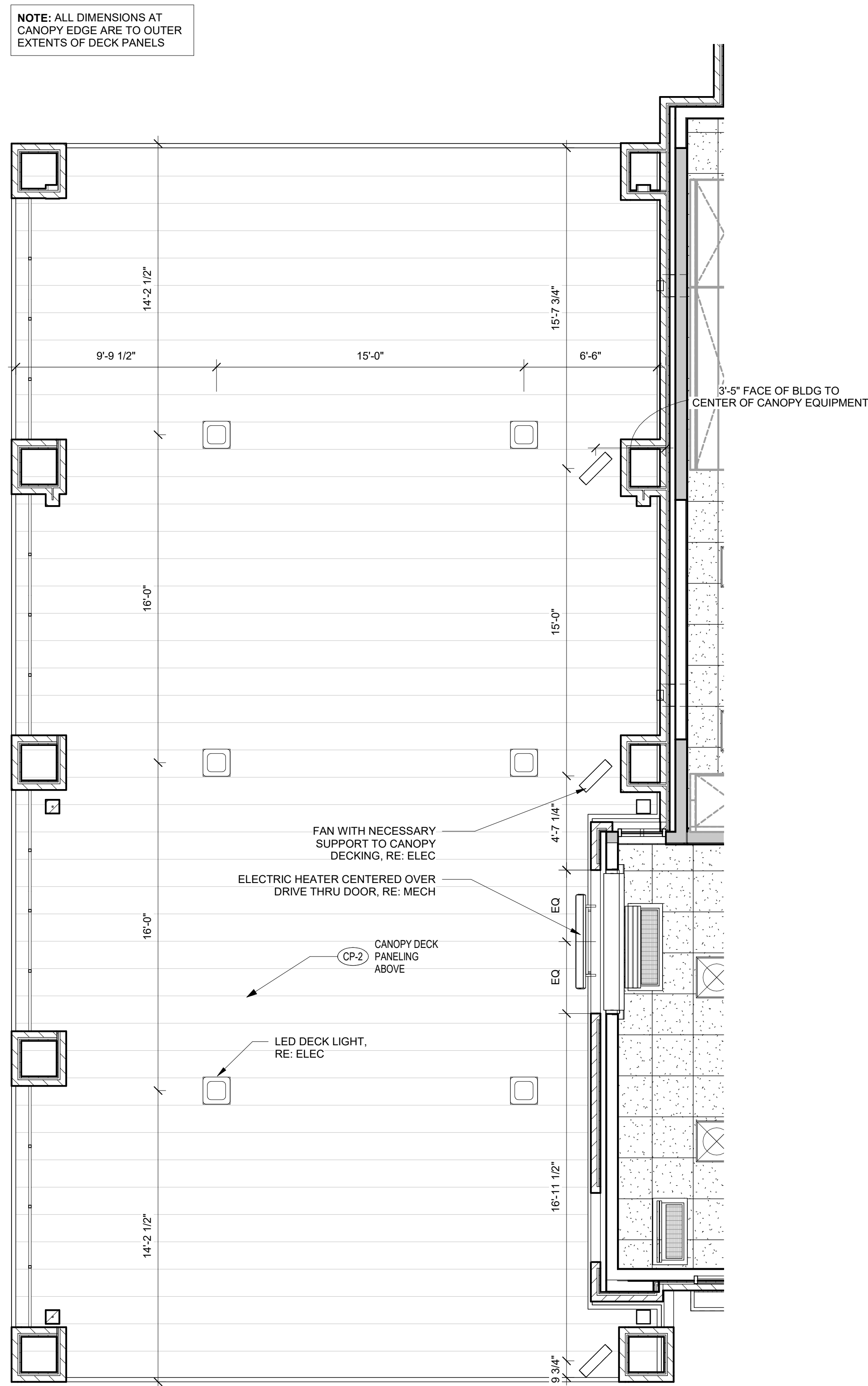


CHICK-FIL-A
I-70 & SR 267 (Plainfield)
6102 Cambridge Way
Plainfield, IN 46168

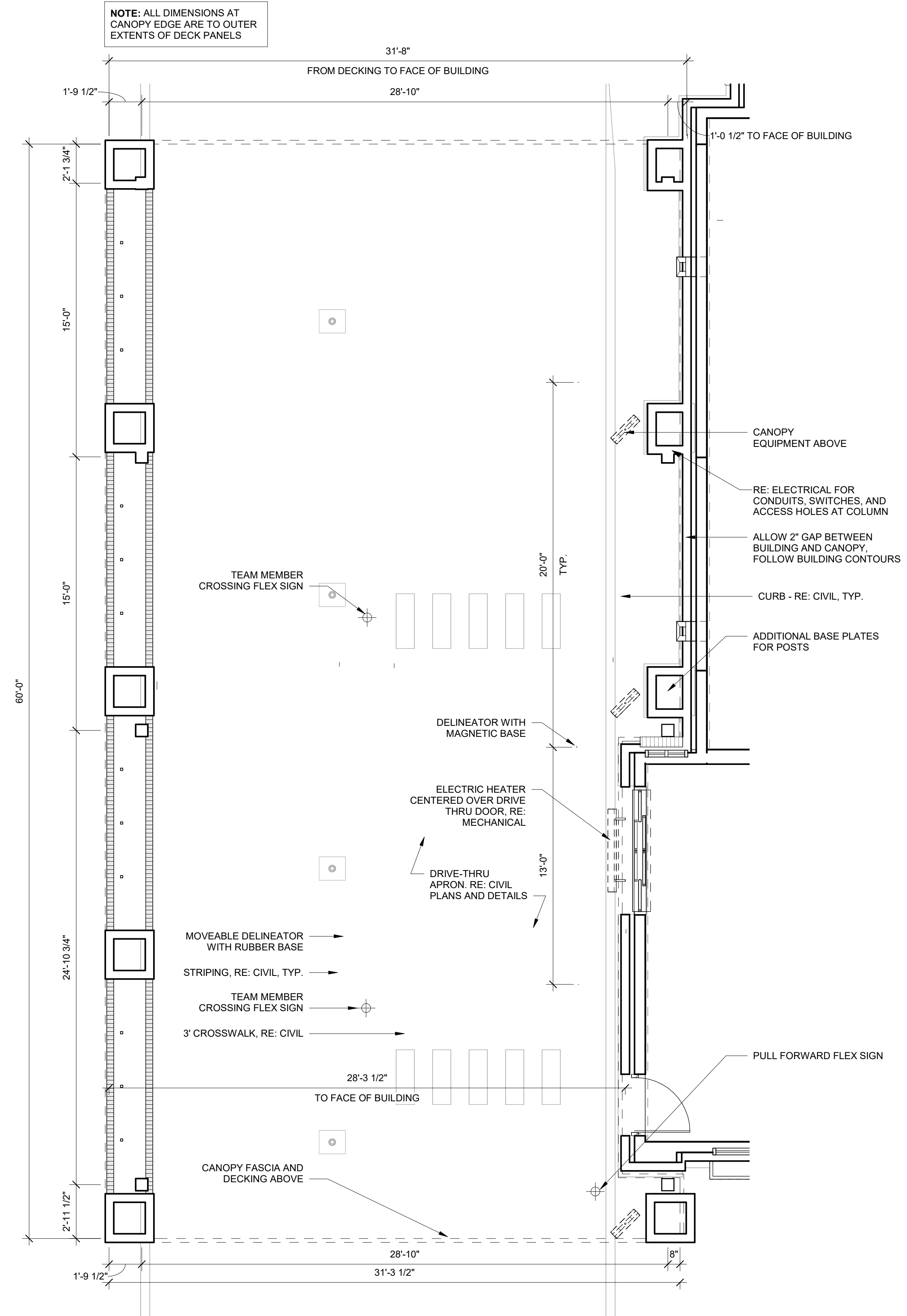
FSR#05219
BUILDING TYPE / SIZE: P14 SE BN
RELEASE: 23.05
REVISION SCHEDULE
NO. DATE DESCRIPTION

FOR REVIEW ONLY
CONSULTANT PROJECT # 22-2319.00
PRINTED FOR FOR REVIEW ONLY
DATE 09/12/25
DRAWN BY IL
CHECKED BY MR
Information contained on this drawing and in all digital files produced for above named project may not be reproduced in any manner without express written or verbal consent from authorized project representatives.
SHEET ORDER POINT CANOPY
SHEET NUMBER

9/15/2025 2:08:40 PM Autodesk Docs://IN_05219_I70 & SR 267 (IN) FSU_2022.12_FSR05219_I70 & SR 267 (IN) FSU_ARC.rvt 10-SE-05219-A-104-ORDER POINT CANOPY



B4 OUTSIDE MEAL DELIVERY CANOPY REFLECTED CEILING PLAN
 1/4" = 1'-0"



B2 OUTSIDE MEAL DELIVERY CANOPY PLAN
 1/4" = 1'-0"



Chick-fil-A
 5200 Buffington Road
 Atlanta, Georgia
 30349-2998



CHIPMAN DESIGN ARCHITECTURE INC

1350 E TOUHY AVE
 FIRST FLOOR EAST
 DES PLAINES, IL 60018

TEL: 847.298.6900

I HEREBY CERTIFY THAT THESE PLANS HAVE BEEN PREPARED UNDER MY SUPERVISION AND THAT TO THE BEST OF MY KNOWLEDGE, THEY COMPLY WITH ALL RULES, REGULATIONS AND ORDINANCES OF Plainfield, IN RELATING TO STRUCTURES AND BUILDINGS.

CHICK-FIL-A
 I-70 & SR 267 (Plainfield)

6102 Cambridge Way
 Plainfield, IN 46168

FSR#05219

BUILDING TYPE / SIZE: P14 SE BN
 RELEASE: 23.05

| REVISION SCHEDULE | | |
|-------------------|------|-------------|
| NO. | DATE | DESCRIPTION |
| | | |

FOR REVIEW ONLY

| | |
|--|------------------------------|
| CONSULTANT PROJECT # | 22-2319.00 |
| PRINTED FOR | FOR REVIEW ONLY |
| DATE | 09/12/25 |
| DRAWN BY | IL |
| CHECKED BY | MR |
| Information contained on this drawing and in all digital files produced for above named project may not be reproduced in any manner without express written or verbal consent from authorized project representatives. | |
| SHEET | OUTSIDE MEAL DELIVERY CANOPY |

SHEET NUMBER

A-105

FLOOR PLAN GENERAL NOTES

- A.1 ALL DIMENSIONS SHOWN ARE FRAMING DIMENSIONS (FACE OF STUD/JAMB) UNLESS OTHERWISE NOTED.
- A.2 FASTENERS, ANCHORS, CLIPS, STRAPS, ETC WHICH ARE IN CONTACT WITH PRESERVATIVE AND/OR FIRE TREATED WOOD SHALL BE OF G-105 HOT DIPPED ZINC-COATED GALVANIZED STEEL, STAINLESS STEEL, OR AN APPROVED EQUAL.
- A.3 REFER TO CIVIL AND LANDSCAPE FOR LOCATIONS OF WALKS, BOLLARDS, LANDSCAPING AREAS, FLAG POLE, AND OTHER SITE ITEMS.
- A.4 REFER TO INTERIOR ELEVATIONS FOR LOCATIONS AND TYPES OF CORNER GUARDS.
- A.5 CONTRACTOR TO COORDINATE LOCATION OF POLE MOUNTED EXTERIOR CAMERA WITH STRONG SYSTEMS AND INSTALL UNDERGROUND CONDUIT AS REQUIRED. RE: ELECTRICAL.
- A.6 REFER TO ACCESSIBILITY PLAN AND FURNITURE DRAWINGS FOR SEATING LAYOUT & SPECIFICATIONS. CONTACT OWNER.
- A.7 REFER TO ACCESSIBILITY PLAN AND OWNER DRAWINGS FOR CONDIMENT COUNTERS AND TRASH RECEPTACLES.
- A.8 REFER TO IT WALLBOARD USER GUIDE FOR WALLBOARD INSTALLATION, IF APPLICABLE.
- A.9 REFER TO MILLWORK PLAN FOR RAISED CONCRETE CURB LOCATIONS.
- A.10 FREEZER AND COOLER DOORS AND HARDWARE SUPPLIED BY FREEZER/COOLER MANUFACTURER.

FLOOR PLAN LEGEND:

CT CABINET
RE: ELECTRICAL

MDP RE: ELECTRICAL

STEEL WALL BY OWNER RE: OWNER DRAWINGS FOR EXACT LOCATIONS

ITEM BY OWNER

SOFFIT OR BULKHEAD ABOVE RE: REFLECTED CEILING PLAN

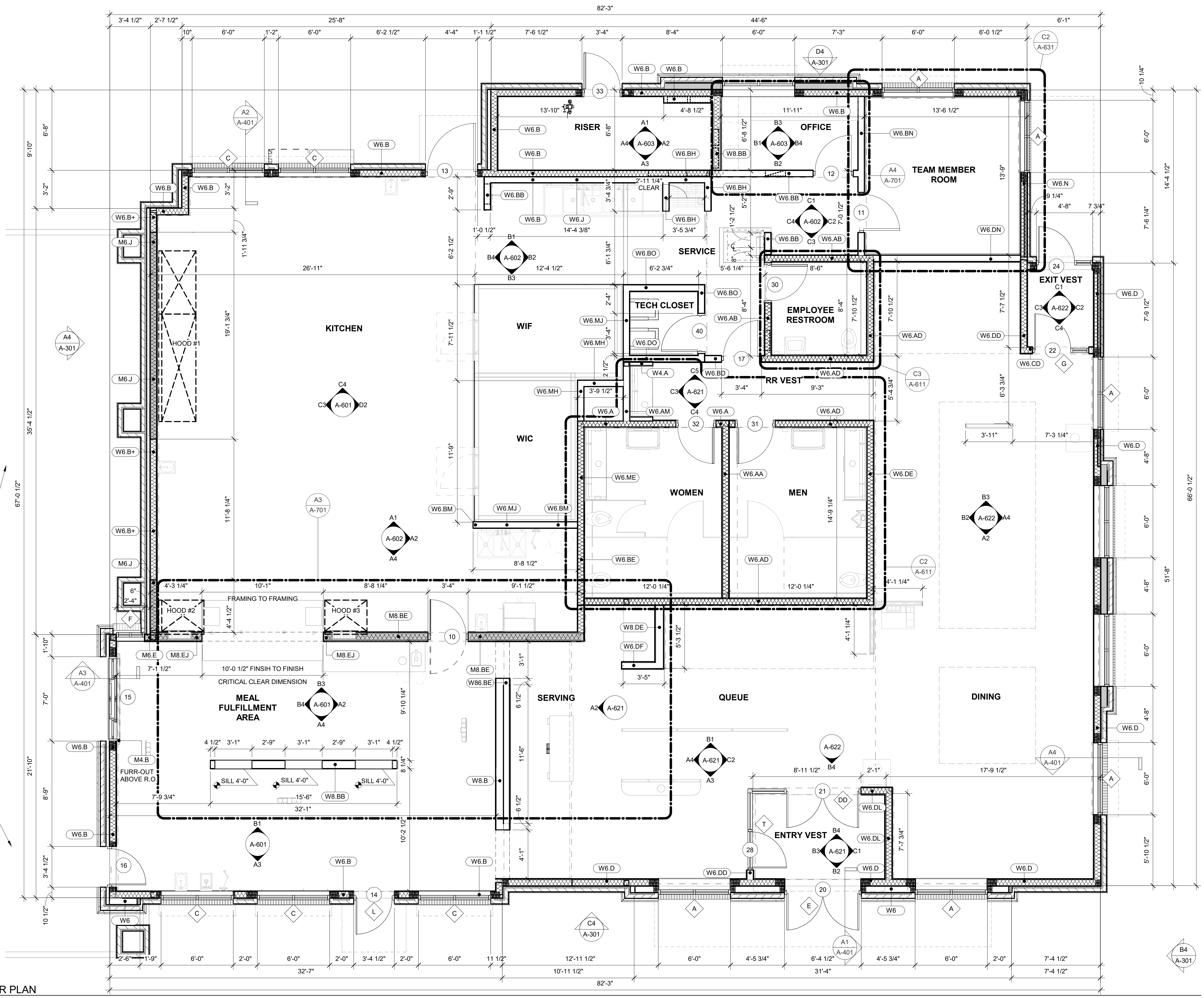
2-SIDED BRAND ICON RE: OWNER DRAWINGS

RECESSED PIN AND SLEEVE BOX RE: A44620 & MEP DRAWINGS

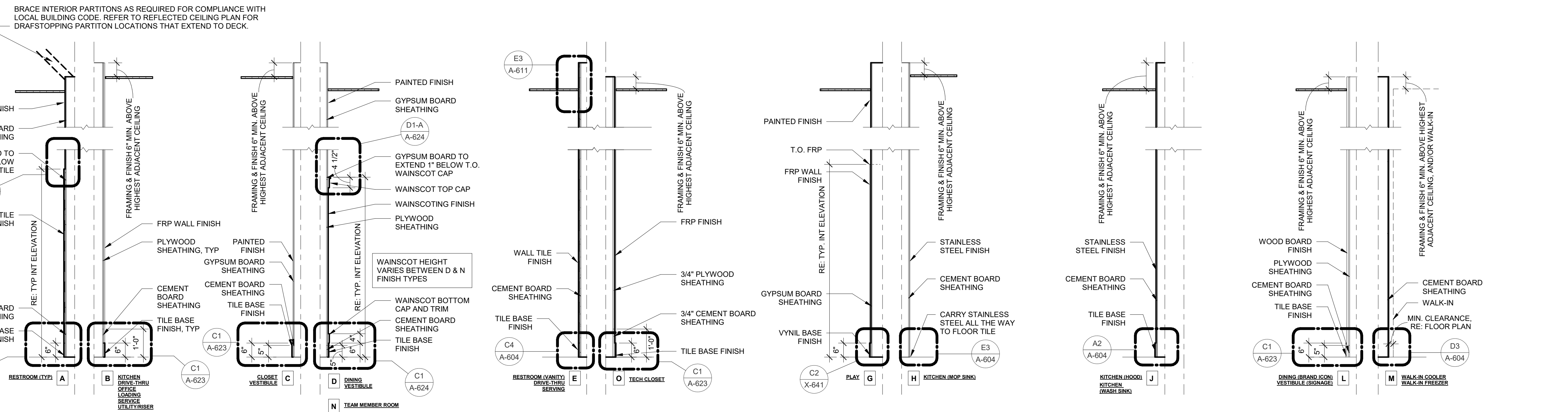
ELECTRICAL PANEL RE: ELECTRICAL

| INSULATION SCHEDULE | | |
|---------------------|---------|-----------|
| LOCATION | R-VALUE | THICKNESS |
| ROOF | R-17.4 | 3" RIGID |
| WALL (CONTINUOUS) | R-5 | 1" RIGID |
| WALL (CAVITY) | R-19 | 6" BATT |
| SLAB | R-10 | 2" RIGID |

- NOTES:**
- REFER TO FLOOR PLAN AND WALL SECTION SHEETS FOR INSULATION EXTENTS AND LOCATIONS.
 - REFER TO SPECIFICATIONS FOR INSULATION PRODUCT INFORMATION.



B3 FLOOR PLAN
1/4" = 1'-0"



REFER TO LEGEND BELOW FOR WALL CAVITY FRAMING AND INSULATION

REFER TO WALL TYPES ON THE RIGHT FOR SHEATHING AND MATERIALS ON EXPOSED SIDE(S) OF WALL (REFER TO ROOM LABELS FOR ORIENTATION)

PLUS SIGN INDICATES ADDITIONAL LAYER OF SHEATHING

| WOOD STUD WALL | |
|----------------|----------------|
| W4 | 2x4 WOOD STUDS |
| W6 | 2x6 WOOD STUDS |
| W8 | 2x8 WOOD STUDS |

| METAL STUD WALL | |
|-----------------|--------------------|
| M4 | 3 5/8" METAL STUDS |
| M6 | 6" METAL STUDS |
| M8 | 8" METAL STUDS |

BATT INSULATION

NOTE 1: WALL BLOCKING SHALL BE THE GENERAL CONTRACTOR'S RESPONSIBILITY. BLOCKING SHALL INCLUDE, BUT IS NOT LIMITED TO: AREAS INDICATED ON INTERIOR ELEVATIONS FOR GRAB BARS, SHELVING BRACKETS, MONITORS, FIXTURES, ETC. AS WELL AS BLOCKING FOR WINDOWS, CANOPIES ROOF FRAMING, ROOF TOP UNITS, ETC.

NOTE 2: REFER TO STRUCTURAL DRAWINGS AND WALL SECTIONS FOR EXTERIOR WALL CONSTRUCTION.

NOTE 3: REFER TO FINISH PLAN FOR WALL FINISH INFO AND SPECIFICATIONS FOR WALL SHEATHING INFO

NOTE 4: GENERAL CONTRACTOR TO PROVIDE AND/OR VERIFY FIRE BLOCKING AT 10' MAX VERTICAL SPACING AND AT CEILING HEIGHT IN ALL COMBUSTIBLE STUD WALLS, ACCORDING TO LOCAL CODE REQUIREMENTS.

WALL TYPES LEGEND
N.T.S.

Chick-fil-A
5200 Buffington Road
Atlanta, Georgia
30349-2998

CHIPMAN DESIGN ARCHITECTURE INC
1350 E TOUHY AVE
FIRST FLOOR EAST
DES PLAINES, IL 60018
TEL: 847.298.6900

I HEREBY CERTIFY THAT THESE PLANS HAVE BEEN PREPARED UNDER MY SUPERVISION AND THAT TO THE BEST OF MY KNOWLEDGE, THEY COMPLY WITH ALL RULES, REGULATIONS AND ORDINANCES OF Plainfield, IN RELATION TO STRUCTURES AND BUILDINGS.

CHICK-FIL-A
I-70 & SR 267 (Plainfield)
6102 Cambridge Way
Plainfield, IN 46168

FSR#05219
BUILDING TYPE / SIZE: P14 SE BN
RELEASE: 23.05

| REVISION SCHEDULE | | |
|-------------------|------|-------------|
| NO. | DATE | DESCRIPTION |
| | | |

FOR REVIEW ONLY

CONSULTANT PROJECT # 22-2319.00
PRINTED FOR FOR REVIEW ONLY
DATE 09/12/25
DRAWN BY Author
CHECKED BY Checker
Information contained on this drawing and all digital files produced for above named project may not be reproduced in any manner without express written or verbal consent from authorized project representatives.

FLOOR PLAN
SHEET NUMBER
A-201

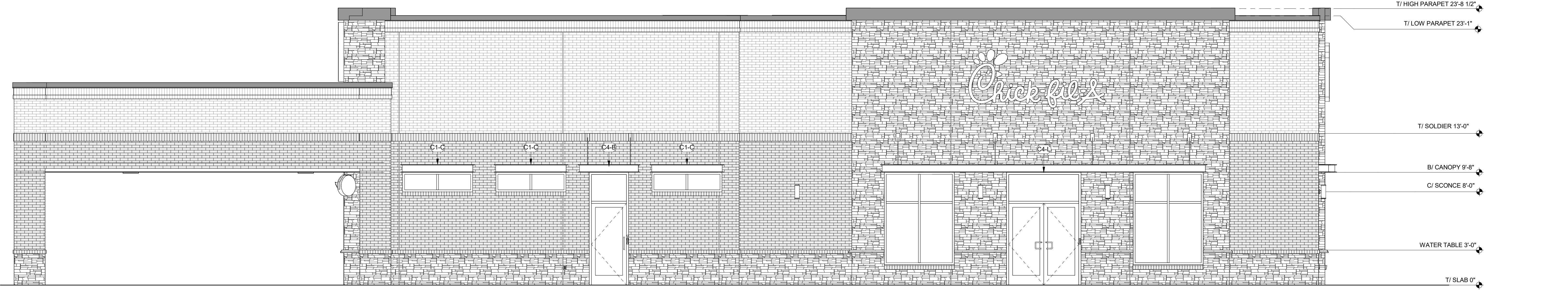
9/12/2025 2:09:48 PM Autodesk Docs://IN_05219_I70 & SR 267 (IN) FSU_2022.12_FSR05219_I70 & SR 267 (IN) FSU_ARC.rvt 10-SE-05219A-201-FLOOR PLAN

9/15/2025 2:16:03 PM Autodesk Docs://IN_05219_170 & SR_267 (IN) FSU_2022.12_FSR05219_170 & SR_267 (IN) FSU_ARC.rvt
10-SE-05219A-301-EXTERIOR ELEVATIONS

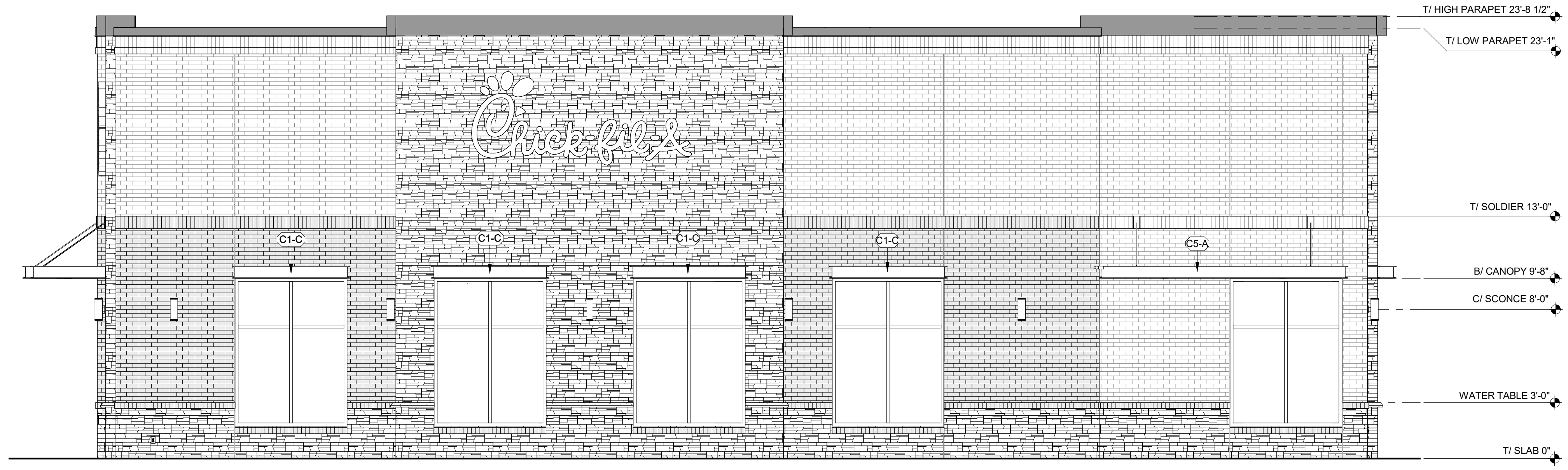
D4 WEST ELEVATION
1/4" = 1'-0"



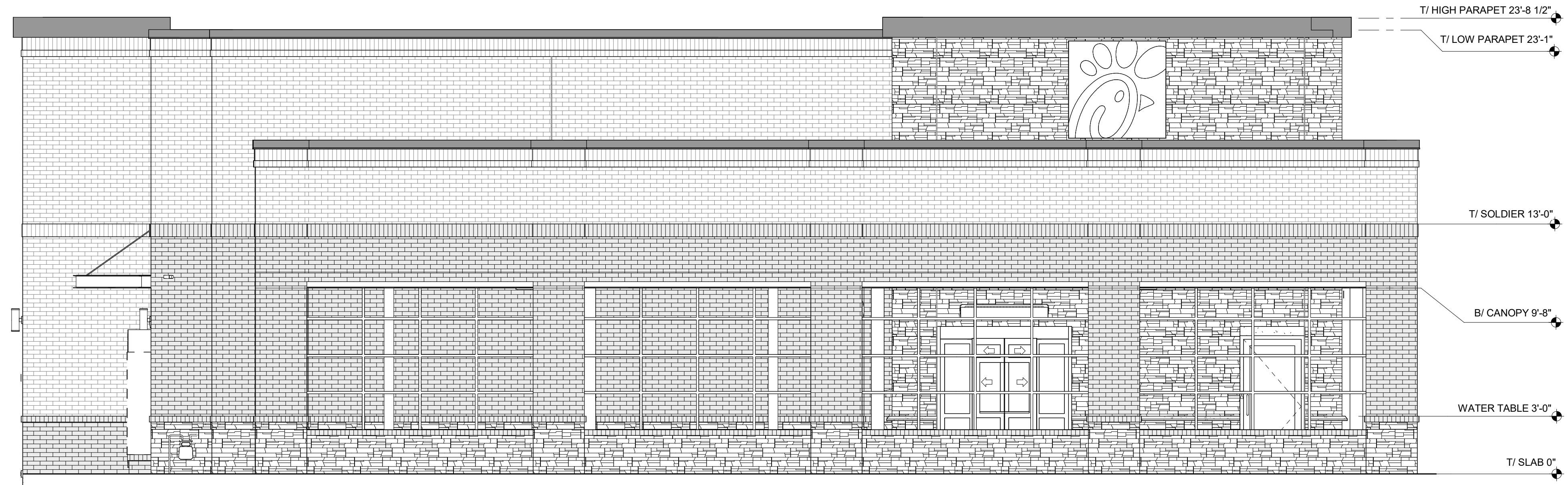
C4 EAST ELEVATION
1/4" = 1'-0"



B4 NORTH ELEVATION
1/4" = 1'-0"



A4 SOUTH ELEVATION
1/4" = 1'-0"



APPROVED BRICK ALTERNATES
(SEE NATIONAL ACCOUNTS LIST FOR CONTACT INFORMATION)

| FINISH | MANUFACTURER | MODEL | MORTAR | PLANT LOCATION | PREFERRED REGION(S) |
|-----------------------------|------------------|-------------------|----------------|----------------|------------------------------|
| BR-A (PRIMARY BRICK) | | | | | |
| BR-02 | ACME BRICK | PALOMA GRAY | ARGOS, SAN TAN | ELGIN, TX | SOUTHWEST |
| BR-18 | MUTUAL MATERIALS | IMPERIAL GRAY | ARGOS, SAN TAN | MICA, WA | WEST |
| BR-20 | GLEN-GERY | KHAKI MATT | ARGOS, SAN TAN | CHESWICK, PA | ATLANTIC, NORTHEAST, MIDWEST |
| BR-30 | CHEROKEE BRICK | LIGHT GRAY SMOOTH | ARGOS, SAN TAN | MACON, GA | SOUTHEAST |
| BR-B (ACCENT BRICK) | | | | | |
| BR-03 | ACME BRICK | RUSTIC WHITE | ARGOS, SAN TAN | MALVERN, AR | SOUTHWEST |
| BR-19 | MUTUAL MATERIALS | DESERT WHITE | ARGOS, SAN TAN | MICA, WA | WEST |
| BR-26 | GLEN-GERY | WHITEHALL | ARGOS, SAN TAN | CHESWICK, PA | ATLANTIC, NORTHEAST, MIDWEST |
| BR-31 | CHEROKEE BRICK | OATMEAL SMOOTH | ARGOS, SAN TAN | MACON, GA | SOUTHEAST |

FINISH SCHEDULE - EXTERIOR

| MARK | DESCRIPTION | MANUFACTURER | MODEL NAME | MODEL NUMBER | COLOR | NOTE |
|--------|-------------------------|-------------------------------|---|---------------|---------------------|--|
| BR-A | BRICK VENEER (PRIMARY) | | MODULAR | | | *SEE APPROVED BRICK ALTERNATES |
| BR-B | BRICK VENEER (ACCENT) | | MODULAR | | | *SEE APPROVED BRICK ALTERNATES |
| CM-1 | WOOD COMPOSITE MATERIAL | RESYSTA INTERNATIONAL | FACADE CLADDING 7CH | RESP340812 | CO2, PALE GOLDEN | |
| CP-1 | CANOPY METAL FASCIA | | DJRA COAT | DC19ST-2703 | DARK BRONZE | OIL RUBBED BRONZE METALLIC TEXTURE PVD |
| CP-2 | CANOPY METAL DECK | | | | WHITE | SMOOTH WHITE, HIGH GLOSS |
| EC-1 | PARAPET WALL COPING | DUROLAST / EXCEPTIONAL METALS | | | MIDNIGHT BRONZE | |
| MP-1 | METAL PANEL | EN-V | HORIZONTAL PANEL STACKED, WITH CORNER WRAP | | CARNIVAL RED II HWY | LT726-70CL 70% 3-COAT NON IN-HOUSE BLENDABLE |
| PT-100 | EXTERIOR PAINT | SHERWIN WILLIAMS | SHER-CRYL HIGH PERFORMANCE ACRYLIC #866-350 | SW 2807 | ROOKWOOD | REFUSE ENCLOSURE FINISH: SEMI-GLOSS ON DOOR FRAMES, SATIN ON WALLS |
| PT-113 | EXTERIOR PAINT | SHERWIN WILLIAMS | SHER-CRYL HIGH PERFORMANCE ACRYLIC #866-350 | SW BRONZETONE | DARK BRONZE | FINISH: SEMI-GLOSS |
| SC-1 | STUCCO | STO | POWERWALL | | STO WHITE | FINISH: SAND MEDIUM |
| SC-2 | STUCCO | STO | POWERWALL | | ADOBE BROWN | FINISH: SAND MEDIUM |
| ST-1 | STOREFRONT | YKK | YES 45 | | DARK BRONZE (MATTE) | |

GENERAL NOTES

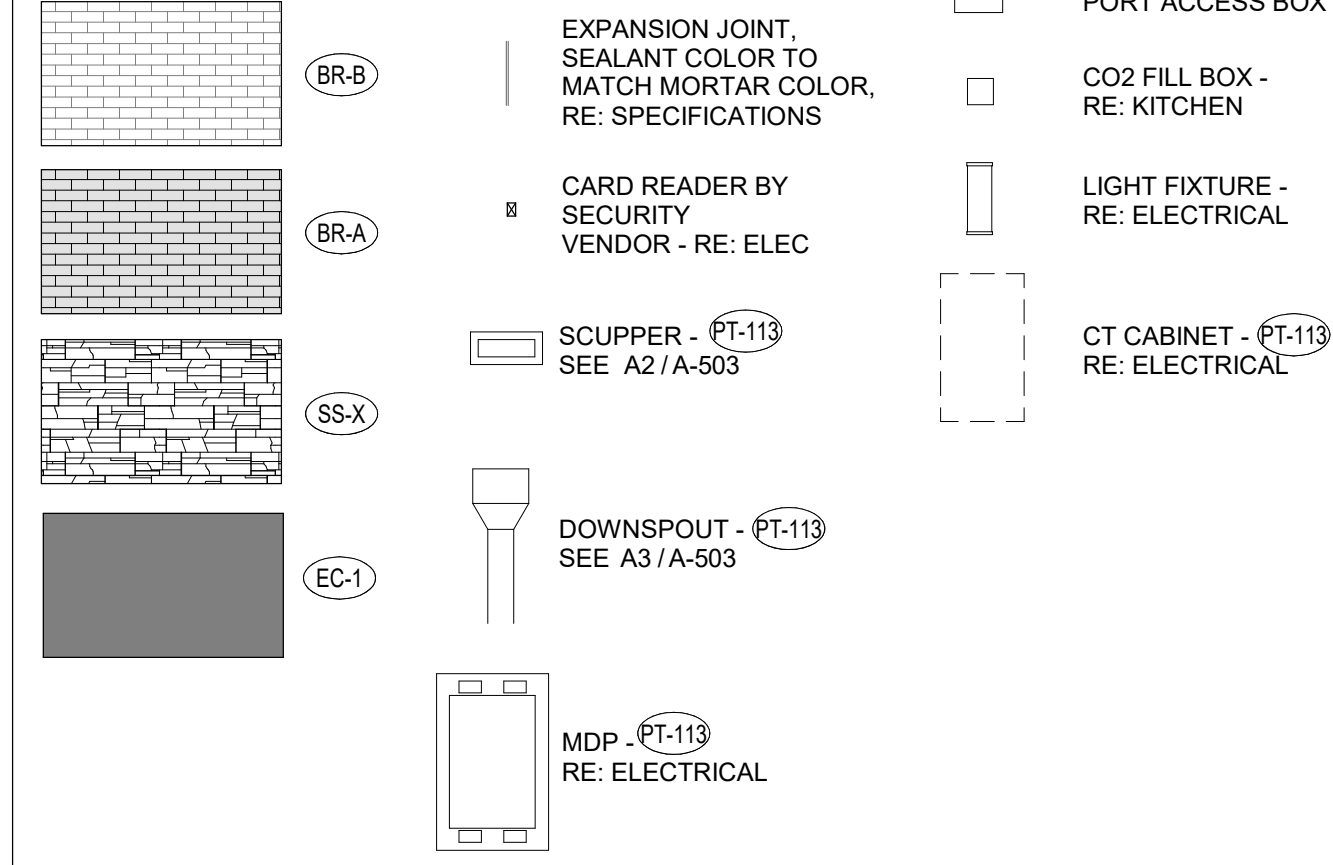
- ALL SIGNAGE PROVIDED BY OTHERS
- REF FLOOR PLAN AND WINDOW LEGEND FOR STOREFRONT INFORMATION

ATTACHED CANOPY SCHEDULE BN

| Mark | Description | Count | Overall Width | Overall Depth | Tie Back Mounting (Offset From Top) | Integral Lighting |
|-------------|-----------------|-------|---------------|---------------|-------------------------------------|-------------------|
| C1-C | Exterior Canopy | 11 | 6'-4" | 1'-0" | 0" | No |
| C4-B | Exterior Canopy | 2 | 5'-4" | 4'-0" | 2'-4" | Yes |
| C4-L | Exterior Canopy | 1 | 28'-0" | 4'-0" | 2'-4" | Yes |
| C5-A | Exterior Canopy | 1 | 13'-4" | 5'-0" | 2'-4" | Yes |
| Grand total | | 15 | | | | |

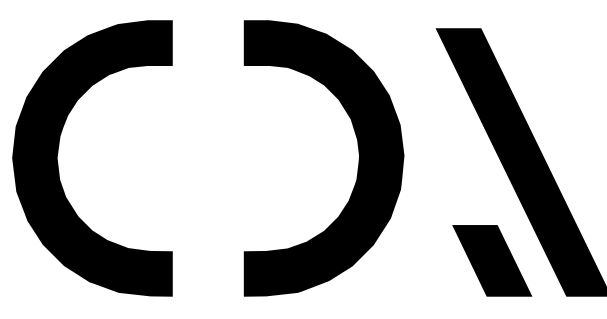
- CANOPY NOTES:**
- BUILDING MOUNTED CANOPIES - 8" THICK CANOPY - KYNAR FINISH OF STRUCTURE, FASCIA, & DECKING TO MATCH (CP-1)
 - COLUMN MOUNTED CANOPIES - 10" THICK CANOPY - FINISH OF STRUCTURE TO BE (CP-1) - FINISH OF DECKING TO BE (CP-2)

LEGEND



Chick-fil-A

Chick-fil-A
5200 Buffington Road
Atlanta, Georgia
30349-2998



CHIPMAN DESIGN ARCHITECTURE INC
1350 E TOUHY AVE
FIRST FLOOR EAST
DES PLAINES, IL 60018
TEL: 847.298.6900

HEREBY CERTIFY THAT THESE PLANS HAVE BEEN PREPARED UNDER MY SUPERVISION AND THAT TO THE BEST OF MY KNOWLEDGE, THE SAME COMPLY WITH ALL RULES, REGULATIONS AND ORDINANCES OF Plainfield, IN RELATING TO STRUCTURES AND BUILDINGS.

CHICK-FIL-A
I-70 & SR 267 (Plainfield)
6102 Cambridge Way
Plainfield, IN 46168

FSR#05219
BUILDING TYPE / SIZE: P14 SE BN
RELEASE: 23.05

REVISION SCHEDULE

| NO. | DATE | DESCRIPTION |
|-----|------|-------------|
| | | |

FOR REVIEW ONLY

CONSULTANT PROJECT # 22-2319.00
PRINTED FOR FOR REVIEW ONLY
DATE 09/12/25
DRAWN BY IL
CHECKED BY MR
Information contained on this drawing and in all digital files produced for above named project may not be reproduced in any manner without express written or verbal consent from authorized project representatives.
SHEET EXTERIOR ELEVATIONS

SHEET NUMBER
A-301