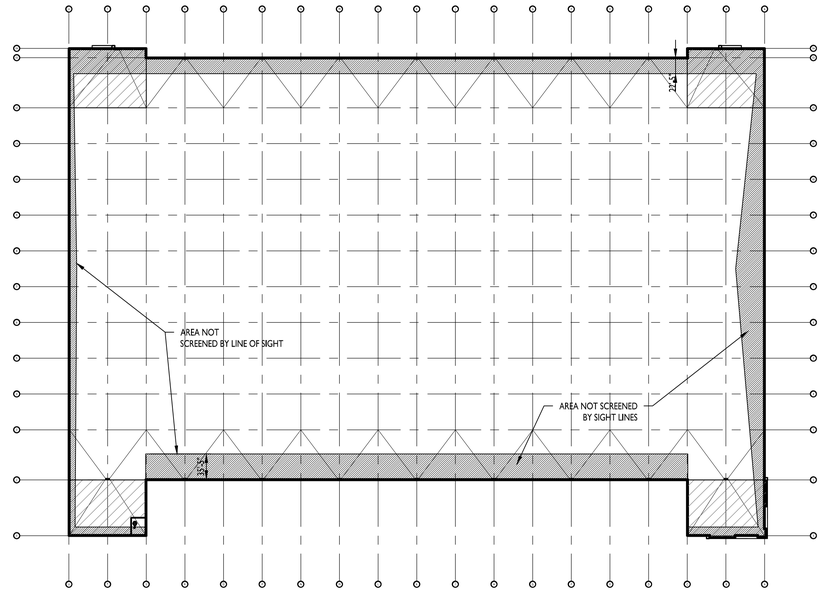

ROOF PLAN 1
1:100

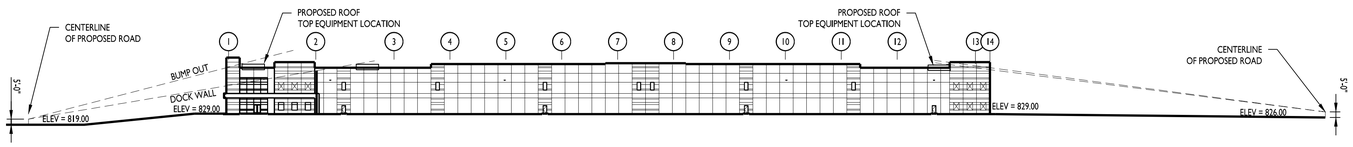

EAST ELEVATION 2
1/64" = 1'-0"

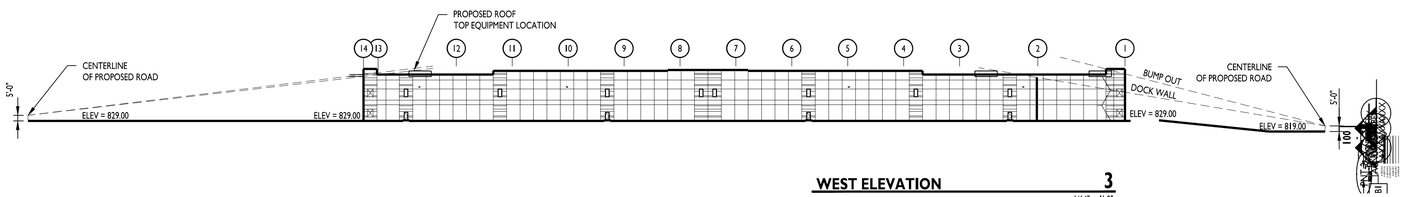

WEST ELEVATION 3
1/64" = 1'-0"

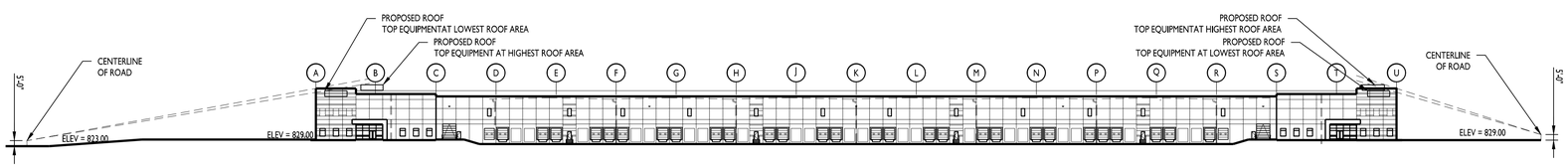

NORTH ELEVATION 4
1/64" = 1'-0"

ALL FUTURE ROOF EQUIPMENT TO BE VERIFIED WITH THIS LINE OF SIGHT STUDY.

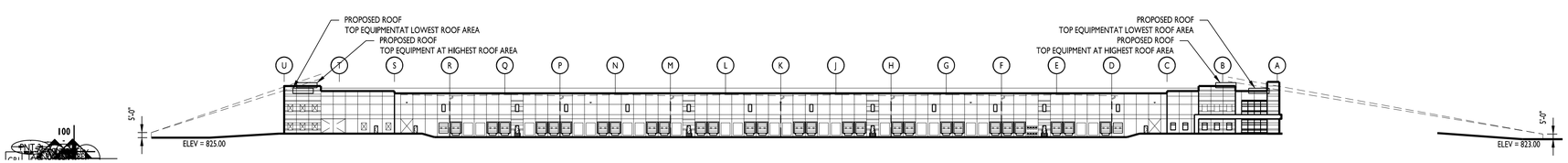

SOUTH ELEVATION 5
1/64" = 1'-0"

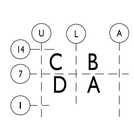

Browning

CURRAN
ARCHITECTURE

5719 LAWTON LOOP E. DR.
SUITE 212
INDIANAPOLIS, IN 46216
O :: 317 . 288 . 0681
F :: 317 . 288 . 0753

CERTIFICATION

THESE DRAWINGS ARE PRELIMINARY IN NATURE AND ARE NOT TO BE USED FOR BIDDING OR MATERIAL PROCUREMENT. DETAILS AND NOTES FOUND WITHIN HAVE NOT BEEN FULLY VETTED AND COORDINATED WITH OTHER DISCIPLINES AND ARE SUBJECT TO CHANGE. IN ADDITION, THE PROJECT OWNER HAS NOT SIGNED OFF ON THE DESIGN, DETAILS, FINISH SELECTIONS, ETC... AND AS SUCH ALL ARE SUBJECT TO CHANGE BETWEEN NOW AND THE ISSUANCE OF THE FINAL BID DOCUMENTS. THE ARCHITECT WILL NOT BE RESPONSIBLE FOR ANY INCREASES IN PROJECT COST BETWEEN ANY PRICING OF THESE DOCUMENTS AND THE FINAL BID DOCUMENTS.

THIS DRAWING AND THE IDEAS, DESIGNS AND CONCEPTS CONTAINED HEREIN ARE THE EXCLUSIVE INTELLECTUAL PROPERTY OF CURRAN ARCHITECTURE, AND ARE NOT TO BE USED OR REPRODUCED, WHOLE OR IN PART, WITHOUT THE WRITTEN CONSENT OF CURRAN ARCHITECTURE.
© COPYRIGHT 2020, CURRAN ARCHITECTURE

PROJECT INFORMATION

APM 17

SPECULATIVE
OFFICE - FLEX

--

PLAINFIELD, IN 46168

ISSUE DATES

DESIGN DEVELOPMENT SET	12.22.2020

200343

SIGHT LINE STUDY
ROOF SCREENING

A200