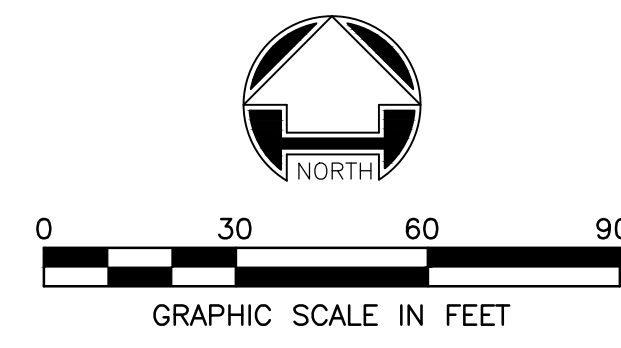
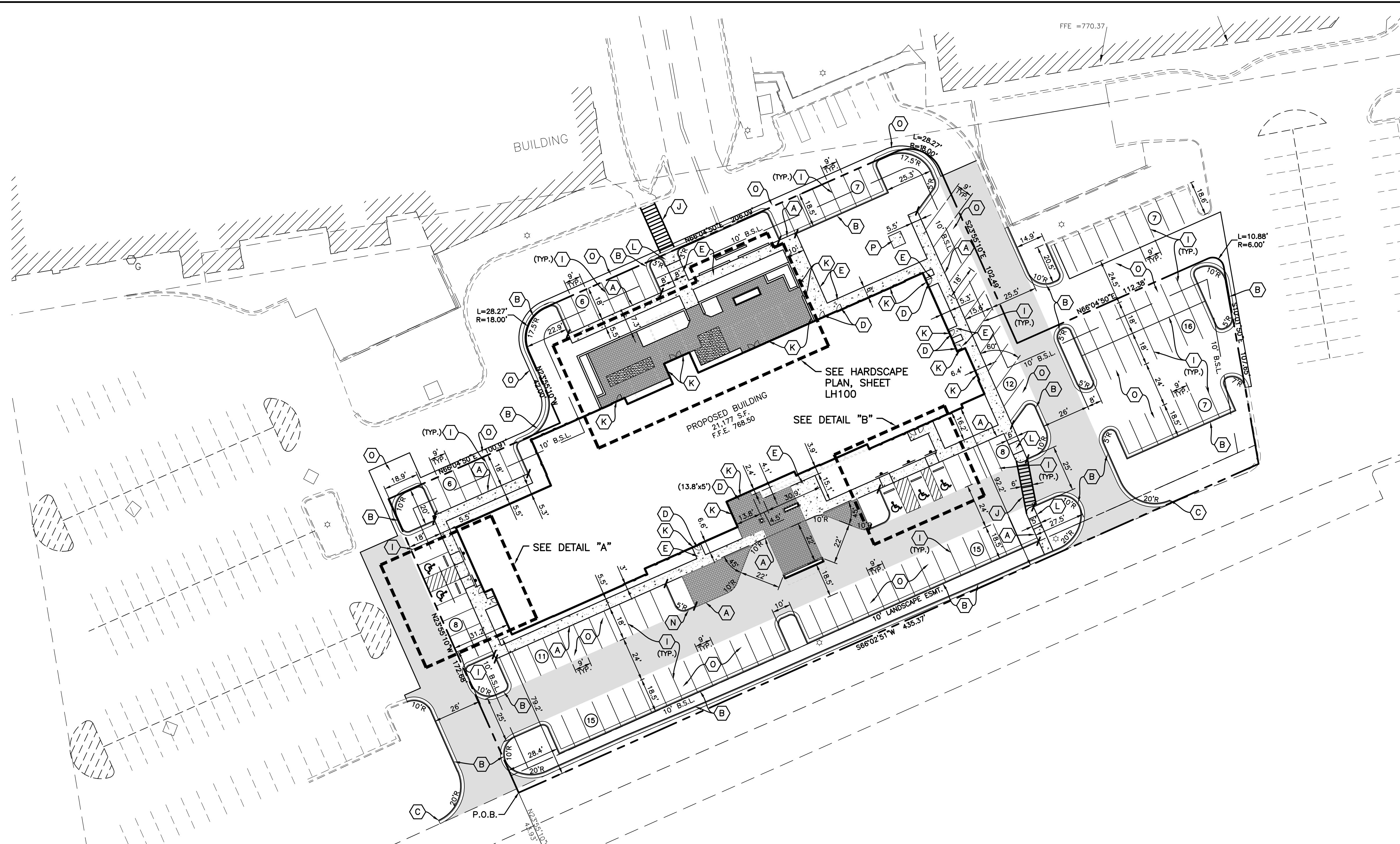


Layout Tab Name: C200, Images: ., Xrefs: 78587-p.dwg; 76788-p.dwg; 78587TBLK.dwg; 78587-x.dwg
 Last Saved By: daulton, 7/19/2018 1:42:34 PM
 G:\DE\clients\Peacchtree Hotel Group\078587 Peacchtree Hotel Perry Crossing\4.0 Disciplines\Civil\Cadd\Cad\78587SITE.dwg Plotted By: Kuester, Dan Plotted: July 19, 2018, 4:04:02 PM



LEGEND

SYMBOL	DESCRIPTION
A	INTEGRAL WALK & CURB
B	2' COMBINED CONCRETE CURB & GUTTER
C	CONCRETE CURB END TAPER
D	CONCRETE STOOP (5'x5' UNLESS OTHERWISE NOTED)
E	CONCRETE WALK
F	PRECAST CONCRETE WHEEL STOP
G	4" PAINTED BLUE PAVEMENT STRIPE AT 45° ANGLE, 2' O.C.
H	4" PAINTED BLUE PAVEMENT STRIPE
I	4" PAINTED WHITE PAVEMENT STRIPE
J	CROSSWALK
K	EXPANSION JOINT AT BUILDING
L	ADA RAMP
M	ADA PARKING SIGN
N	6" STRAIGHT CURB
O	REGULAR DUTY ASPHALT PAVEMENT
P	TRANSFORMER PAD
Q	ADA PAVEMENT SYMBOL
R	SIGN
S	NUMBER OF PARKING SPACES
T	CURB TRANSITION
U	PROPOSED CONCRETE
V	PROPOSED HEAVY DUTY ASPHALT PAVEMENT
W	PROPOSED PAVERS (SEE HARDSCAPE PLAN)
X	PROPOSED SYNTHETIC TURF (SEE HARDSCAPE PLAN)

PARKING DATA

PER ZONING ORDINANCE
 GC - GENERAL COMMERCIAL
 PARKING SPACES REQUIRED
 1 PARKING SPACE PER EACH RENTAL 119
 SLEEPING UNIT 0
 BICYCLE PARKING 0

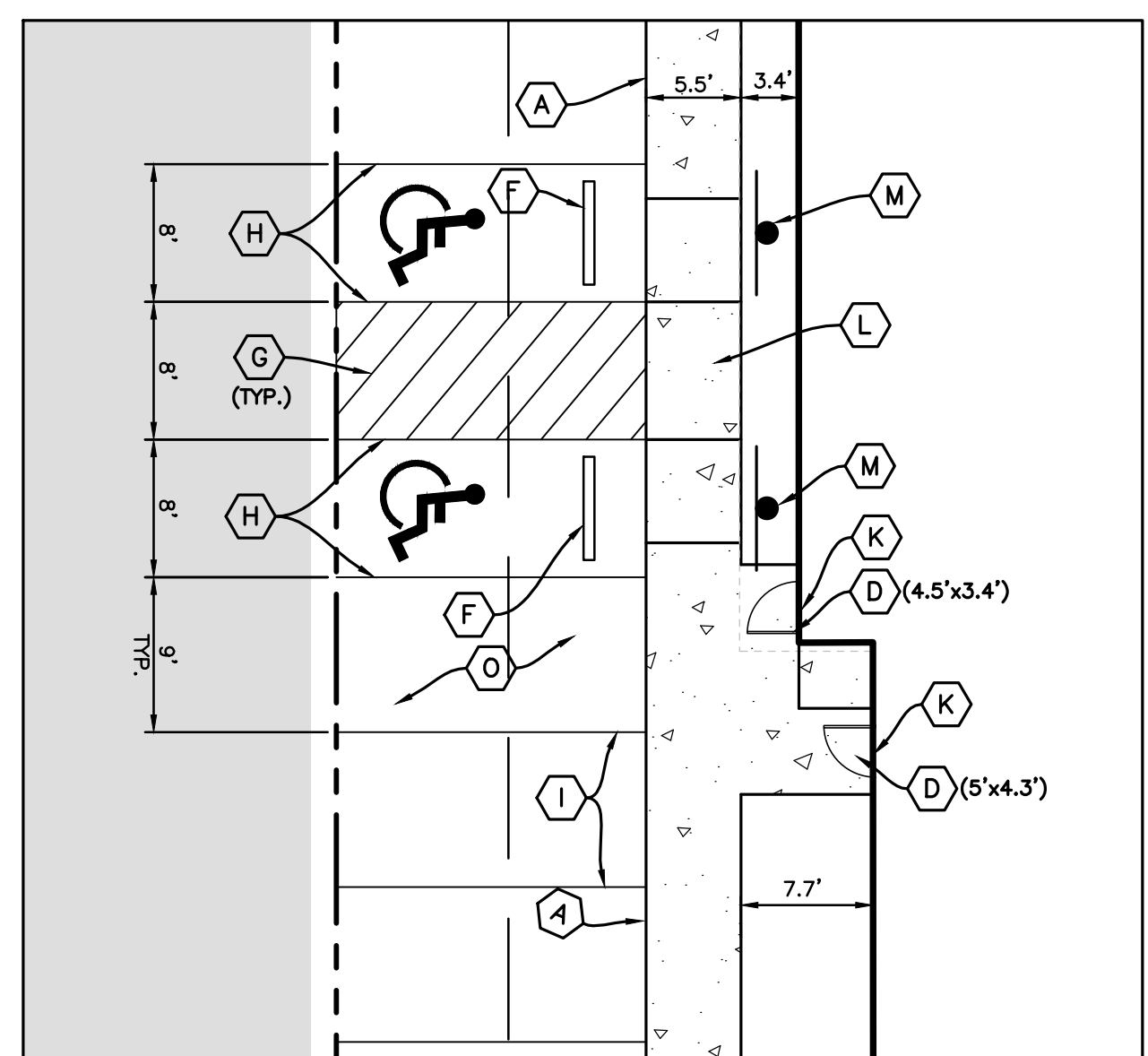
PARKING SPACES PROVIDED
 STANDARD PARKING SPACES 114
 ADA PARKING SPACES 5
 TOTAL PARKING SPACES = 119

SITE DATA

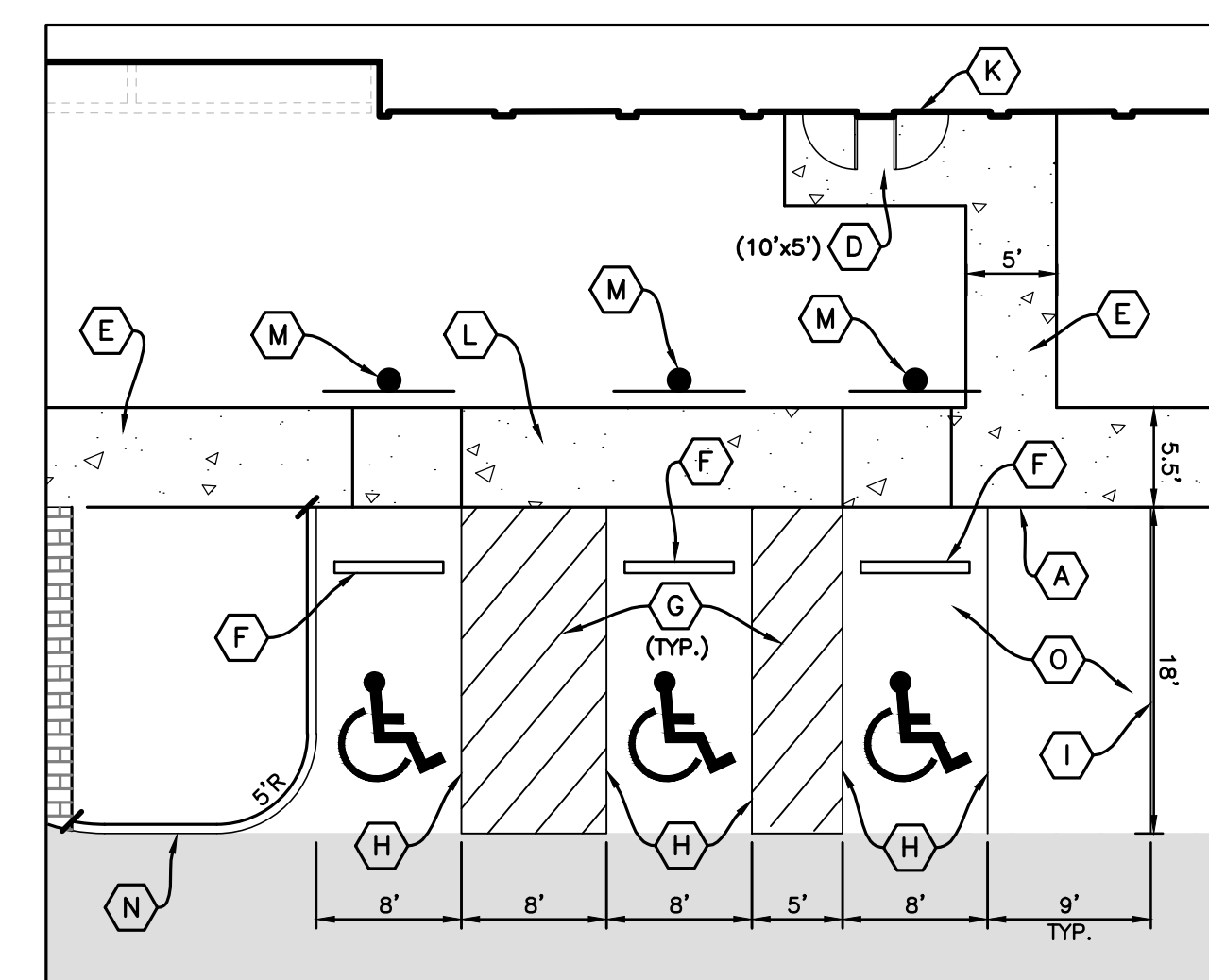
ACREAGE	1.962 AC.
BUILDING GROUND FLOOR S.F.	21,177 S.F.

SITE NOTES

- ALL DIMENSIONS IN CURBED AREAS SHALL BE BACK TO BACK OF CURB.
 -ALL DIMENSIONS IN AREAS WITHOUT CURB SHALL BE TO EDGE OF PAVEMENT.
 -ALL DIMENSIONS AT INTEGRAL CURB & WALK SHALL BE TO FACE OF CURB.
 -ALL DIMENSIONS FROM BUILDING SHALL BE FROM FACE OF BUILDING.
- ALL RADII IN PAVED AREAS & ON CURBS SHALL BE 3' UNLESS NOTED OTHERWISE.
- THE CONTRACTOR SHALL VERIFY ALL DIMENSIONS IN FIELD BEFORE STARTING CONSTRUCTION. THE CONTRACTOR SHALL BE RESPONSIBLE FOR ALL FIELD DIMENSIONS. IF ANY DISCREPANCIES ARE FOUND IN THESE PLANS FROM ACTUAL FIELD CONDITION, THE CONTRACTOR SHALL CONTACT A/E IMMEDIATELY.
- PROVIDE SMOOTH TRANSITION FROM NEW AREAS TO EXISTING FEATURES AS NECESSARY.
- ALL AREAS WHERE THE EXISTING PAVEMENT OR PAVEMENTS ARE DAMAGED DURING CONSTRUCTION FROM TRAFFIC BY THE GENERAL CONTRACTOR, SUBCONTRACTORS, OR SUPPLIERS SHALL BE RESURFACED OR RECONSTRUCTED AT LEAST TO THEIR ORIGINAL CONDITION AFTER CONSTRUCTION WORK IS COMPLETED.
- ALL RADII INDICATED SHALL BE FORMED AS CIRCULAR ARCS.
- ALL DIMENSIONS ARE PARALLEL AND PERPENDICULAR TO BASE LINES, PROPERTY LINES OR BUILDING LINES UNLESS OTHERWISE NOTED.
- ADA RAMP AND SIGNAGE SHALL BE IN ACCORDANCE WITH FEDERAL, STATE, COUNTY, CITY AND LOCAL CODE WHICH EVER HAS JURISDICTION. SEE SITE PLAN FOR LOCATION AND SITE DETAILS FOR SPECIFICATIONS.
- ALL STRIPES ARE TO BE 4" PAINTED, WHITE, UNLESS OTHERWISE NOTED.
- THE CONTRACTOR SHALL BE RESPONSIBLE TO PROVIDE AT HIS EXPENSE ALL AUTOMOBILE AND PEDESTRIAN TRAFFIC CONTROL DEVICES REQUIRED BY FEDERAL, STATE, COUNTY, CITY OR LOCAL AGENCY. THE AMOUNT, LOCATION AND SIZE SHALL BE PER DIRECTION OF AGENCY.
- IT IS THE RESPONSIBILITY OF THE CONTRACTOR TO REMOVE ALL MUD, DIRT, GRAVEL, AND ANY OTHER MATERIALS TRACKED ONTO ANY PUBLIC OR PRIVATE STREETS OR SIDEWALKS. THE CONTRACTOR MUST CLEAN THESE DAILY IF NECESSARY. THE CONTRACTOR MUST USE WATER OR OTHER METHODS TO KEEP AIRBORNE DUST TO A REQUIRED MINIMUM.



DETAIL "A"
SCALE: 1"=10'



DETAIL "B"
SCALE: 1"=10'

<p>REVISION</p>	<p>DATE</p>	<p>No.</p>	<p>PROJECT No: 78587 DATE 07/18/18 DES. JRS DR. PJD CKD. JRS</p>
<p>7635 Interactive Way Suite 100 Indianapolis, IN 46278 317.299.7500 FAX: 317.291.5805</p>			
<p>WOOLPERT ARCHITECTURAL ENGINEERING (INCORPORATED)</p>			
<p>COURTYARD BY MARRIOTT THE SHOPS AT PERRY CROSSING</p>			
<p>PLAINFIELD, INDIANA SITE PLAN</p>			
<p>SHEET NO. C200</p>			