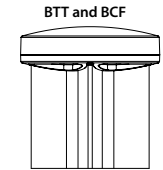
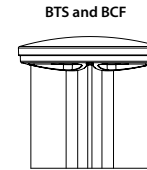
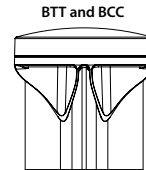
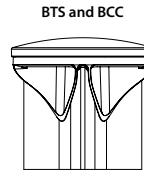
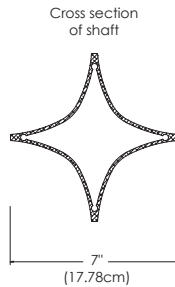
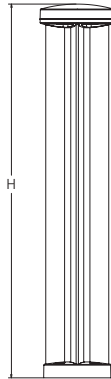
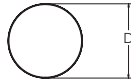




RADEAN Bollard

LED Site Luminaire



Specifications

Diameter: D = 8.25" (20.96cm)
Height: H = 41.5" Standard (105.41cm)
Weight (max): 20lbs (9.07Kg)

Catalog Number

Notes

Type

Hit the Tab key or mouse over the page to see all interactive elements.

Introduction

The Radean LED Bollard is an award-winning, energy-saving, long-life solution designed to perform the way a bollard should.

The Radean LED Bollard's rugged construction, durable finish and long-lasting LEDs will provide years of maintenance-free service.

Ordering Information

EXAMPLE: RADB LED P4 30K SYM MVOLT BTS BCCDNATXD DBLXD

RADB LED						
Series	Performance Package	Color temperature	Distribution	Voltage	Control options	Bollard top (required)
RADB LED	P1	27K 2700 K	ASY Asymmetric ²	MVOLT³	Shipped installed	Slim Top
	P2	30K 3000 K	SYM Symmetric	120	PE Photoelectric cell, button type ^{5,5}	BTS Slim top, painted to match shaft ^{5,8}
	P3	35K 3500 K		208 ³	DMG 0-10V dimming driver (no controls)	BTSDBLXD Slim top, black textured ^{5,8}
	P4	40K 4000 K		240 ³	E7WH Emergency battery backup, Certified in CA Title 20 MAEDBS1 ^{6,7}	BTSDBLXD Slim top, black textured ^{5,8}
	P5 ¹	50K 5000 K		277	FAO Field adjustable output ⁵	BTSDBTXD Slim top, dark bronze textured ^{5,8}
				347	PIR Motion sensor Bi-level ^{3,5,6,7}	BTSDBBXD Slim top, dark bronze textured ^{5,8}
				480		BTSDBLXD Slim top, natural aluminum textured ^{5,8}
						BTSDBLXD Slim top, white textured ⁸
						BTT Tall top painted to match shaft ⁸
						BTTDBLXD Tall top, black textured ⁸
						BTTDBLXD Tall top, black textured ⁸
						BTTDBTXD Tall top, dark bronze textured⁸
						BTTDBBXD Tall top, dark bronze textured ⁸
						BTTDNATXD Tall top, natural aluminum textured ⁸
						BTTDNAXD Tall top, natural aluminum textured ⁸
						BTTDWHGXD Tall top, white textured ⁸
						BTTDWHXD Tall top, white textured ⁸
Bollard crown (required)				Other options		Finish (required)
Deep Crown			Flat Crown	H24 ^{6,9} 24" overall height	DDBXD Dark bronze	
BCC Deep crown, painted to match shaft ⁸			BCF Flat crown, painted to match shaft ⁸	H30^{6,9} 30" overall height	DBLXD Black	
BCCDWHXD Deep crown, white ⁸			BCFDBLXD Flat crown, black textured ⁸	H36 ^{6,9} 36" overall height	DNAXD Natural aluminum	
BCCDBLXD Deep crown, black ⁸			BCFDBLXD Flat crown, black ⁸	L/AB Without anchor bolts	DWHXD White	
BCCDBLXD Deep crown, black textured ⁸			BCFDDBTXD Flat crown, dark bronze textured⁸		DDBTXD Textured dark bronze	
BCCDBTXD Deep crown, dark bronze textured ⁸			BCFDDBTXD Flat crown, dark bronze textured ⁸		DBLXD Textured black	
BCCDBBXD Deep crown, dark bronze ⁸			BCFDNATXD Flat crown, natural aluminum textured ⁸		DNATXD Textured natural aluminum	
BCCDNATXD Deep crown, natural aluminum textured ⁸			BCFDNATXD Flat crown, natural aluminum textured ⁸		DWHGXD Textured white	
BCCDNAXD Deep crown, natural aluminum ⁸			BCFDNAXD Flat crown, natural aluminum ⁸			
BCCDWHGXD Deep crown, white textured ⁸			BCFDWHGXD Flat crown, white textured ⁸			
			BCFDWHXD Flat crown, white ⁸			

Accessories

Ordered and shipped separately.

RADBAB U	Anchor bolts (4)	RK1RADB BCKIT (FINISH) U	Base cover with bolt caps
RADBABC DDBXD U	Replacement anchor bolt covers (specify finish) (4)	RK1RADB EMTESTMAG U	Emergency test stylus

NOTES

- P5 only available in SYM distribution.
- ASY has only two illuminated quadrants driven at higher drive currents to generate similar output as the SYM-4-quadrant product.
- PIR not available with 208V or 240V.
- PE only available with ASY.
- PE, PIR and FAO not available with BTS.

6 E7WH and PIR only available in full height. Not available with H24, H30 or H36.

7 PIR not available with E7WH.

8 Architectural and custom colors available (additional leadtimes and cost may apply).

9 42" Height is standard. H24, H30 and H36 have longer leadtimes.

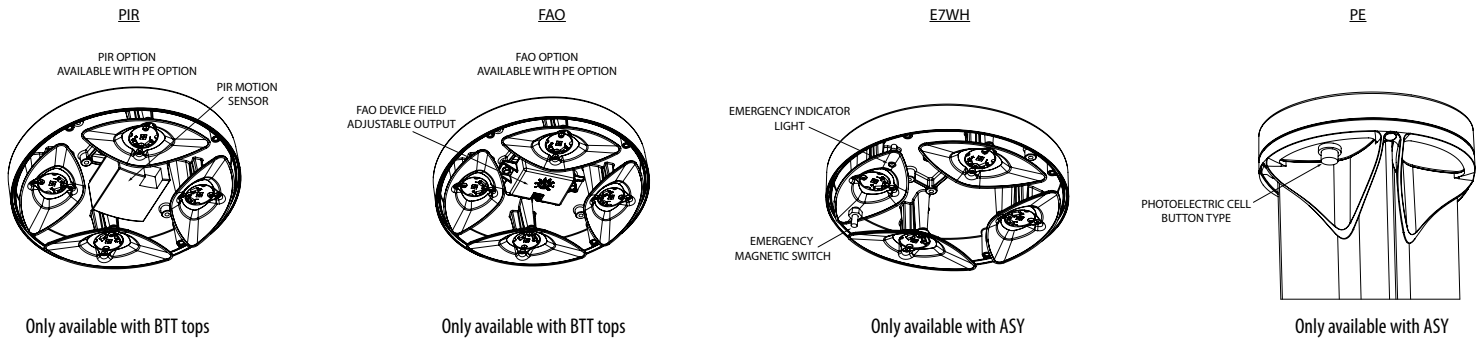


COMMERCIAL OUTDOOR

One Lithonia Way • Conyers, Georgia 30012 • Phone: 1-800-705-SERV (7378) • www.lithonia.com

© 2012-2021 Acuity Brands Lighting, Inc. All rights reserved.

Options



Performance Data

Lumen values are from photometric tests performed in accordance with IESNA LM-79-08. Data is considered to be representative of the configurations shown, within the tolerances allowed by Lighting Facts. Actual performance may differ as a result of end-user environment and application. Actual wattage may differ by +/- 8% when operating between 120-480V +/- 10%.

Performance Data DNAXD Finish*

Light Engines	Performance Package	System Watts	2700K					3000K					3500K					4000K					5000K				
			Lumens	B	U	G	LPW	Lumens	B	U	G	LPW	Lumens	B	U	G	LPW	Lumens	B	U	G	LPW	Lumens	B	U	G	LPW
"Symmetric (4 light engines)"	P1	5	345	0	1	0	66	362	0	1	0	69	370	0	1	0	71	380	0	1	0	73	382	0	1	0	73
	P2	8	644	0	1	0	81	677	0	1	0	85	692	0	1	0	87	711	0	1	0	89	713	0	1	0	89
	P3	13	1036	1	1	0	77	1088	1	1	0	81	1112	1	1	0	83	1142	1	1	0	85	1146	1	1	0	85
	P4	19	1460	1	1	0	79	1534	1	1	0	83	1568	1	1	0	84	1610	1	1	0	87	1616	1	1	0	87
	P5	32	2314	1	1	0	72	2430	1	1	0	75	2484	1	1	0	77	2551	1	1	0	79	2561	1	1	0	79
"Asymmetric (2 light engines)"	P1	5	312	0	1	0	60	328	0	1	0	63	335	0	1	0	64	344	0	1	0	66	346	0	1	0	66
	P2	8	584	0	1	0	73	613	0	1	0	77	627	0	1	0	78	644	0	1	0	81	646	0	1	0	81
	P3	13	938	0	1	0	70	985	0	1	0	73	1007	0	1	0	75	1035	0	1	0	77	1038	0	1	0	77
	P4	19	1323	0	1	0	71	1390	0	1	0	75	1420	0	1	0	76	1459	0	1	0	78	1464	0	1	0	79

*Note: Lumen output varies based on finish. Silver color shown, for black (worst) or white (best) photometry, see specific photometric files downloadable from www.acuitybrands.com

Projected LED Lumen Maintenance

Data references the extrapolated performance projections for the platforms noted in a 25°C ambient, based on 10,000 hours of LED testing (tested per IESNA LM-80-08 and projected per IESNA TM-21-11).

To calculate LLF, use the lumen maintenance factor that corresponds to the desired number of operating hours below. For other lumen maintenance values, contact factory.

	Projected LED Lumen Maintenance			
	25,000	50,000	75,000	100,000
P1	0.94	0.89	0.85	0.80
P2	0.94	0.89	0.85	0.80
P3	0.94	0.89	0.85	0.80
P4	0.94	0.89	0.85	0.80
P5	0.94	0.89	0.85	0.80

Lumen Ambient Temperature (LAT) Multipliers

Use these factors to determine relative lumen output for average temperatures from 0-40°C (32-104°F).

Ambient	LAT Factor	
0	32°F	1.03
5	41°F	1.03
10	50°F	1.02
15	59°F	1.01
20	68°F	1.01
25	77°F	1
30	86°F	0.99
35	95°F	0.99
40	104°F	0.98

Electrical Load

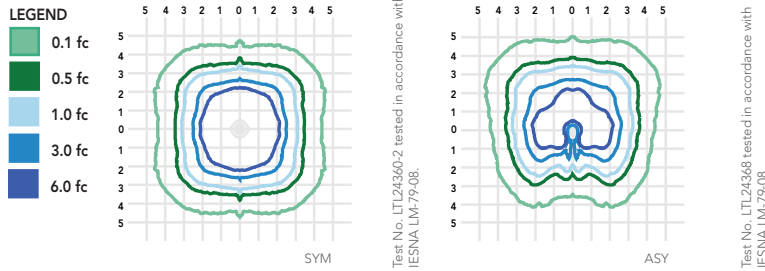
	Current (Amp)						Current (Amp)			
	Watts @120V (W)	Watts @277V (W)	@120V (A)	@208V (A)	@240V (A)	@277V (A)	Watts (@347V)	Watts (@480V)	@347V (A)	@480V (A)
P1 ASY	5	6	0.0445	0.0299	0.0276	0.0262	10	10	0.0443	0.0319
P2 ASY	9	10	0.0751	0.0471	0.0429	0.0399	14	14	0.0505	0.0364
P3 ASY	14	15	0.1147	0.0699	0.0627	0.0571	18	18	0.0611	0.0441
P4 ASY	19	19	0.1586	0.0928	0.0819	0.0735	23	23	0.0709	0.0513
P1 SYM	5	6	0.0444	0.0301	0.0279	0.0265	9	9	0.0441	0.0319
P2 SYM	9	10	0.0734	0.0461	0.0421	0.0391	13	13	0.0502	0.0363
P3 SYM	13	14	0.112	0.067	0.0598	0.0544	18	18	0.0602	0.0435
P4 SYM	18	19	0.1535	0.0902	0.0796	0.0713	22	22	0.0691	0.0499
P5 SYM	31	31	0.2597	0.1527	0.1326	0.1149	35	36	0.1079	0.079



COMMERCIAL OUTDOOR

One Lithonia Way • Conyers, Georgia 30012 • Phone: 1-800-705-SERV (7378) • www.lithonia.com
© 2012-2021 Acuity Brands Lighting, Inc. All rights reserved.

Isofootcandle plots for the RADB. Distances are in units of mounting height (3.5').



FEATURES & SPECIFICATIONS

INTENDED USE

The rugged construction and maintenance-free performance of the Radean LED Bollard is ideal for illuminating building entryways, walking paths and pedestrian plazas, as well as any other location requiring a low-mounting-height light source.

CONSTRUCTION

One-piece extruded aluminum shaft with thick side walls for extreme durability, and die-cast reflector and top cap. Four 3/8" x 7" anchor bolts with double nuts and washers and 5-2/3" max. bolt circle template ensure stability. Overall height is 42" standard.

FINISH

Exterior parts are protected by a zinc-infused super durable TGIC thermoset powder coat finish that provides superior resistance to corrosion and weathering for maximum retention of gloss and luster. A tightly controlled multi-stage process ensures a minimum 3-mil thickness for a finish that can withstand the elements without cracking or peeling. Available in both textured and non-textured finishes.

OPTICS

Two optical distributions are available: symmetrical and asymmetrical. IP66 sealed LED light engine provides smoothly graduated illumination. Light engines are available in 2700K, 3000K, 3500K, 4000K or 5000K.

ELECTRICAL

Light engines consist of high-efficacy LEDs mounted to metal-core circuit boards to maximize heat dissipation and promote long life (L80/100,000 hours at P5 at 25°C). Class 2 electronic drivers are designed for an expected life of 100,000 hours with < 1% failure rate. Electrical components are mounted on a removable power tray.

LISTINGS

CSA certified to U.S. and Canadian standards. Light engines are IP66 rated. Rated for -40°C minimum ambient. Emergency battery backup rated for -10°C minimum ambient. International Dark-Sky Association (IDA) Fixture Seal of Approval (FSA) is available for all products on this page utilizing 3000K color or less.

BUY AMERICAN

This product is assembled in the USA and meets the Buy America(n) government procurement requirements under FARS, DFARS and DOT. Please refer to www.acuitybrands.com/resources/buy-american for additional information.

WARRANTY

Five-year limited warranty. Complete warranty terms located at: www.acuitybrands.com/CustomerResources/Terms_and_conditions.aspx.

Note: Actual performance may differ as a result of end-user environment and application and color. All values are design or typical values, measured under laboratory conditions at 25 °C. Specifications subject to change without notice.