



Ion Energy Solutions

The Most Powerful Utility Data in the World in MultiFamily


ION WATER TRAINING MODULE



Ion Energy Solutions

The Most Powerful Utility Data in the World in MultiFamily

ION Flow Sensor - Wireless Water Consumption Monitor



GALLONS

TEMPERATURE

TIME

EVENT

Ion Energy Solutions

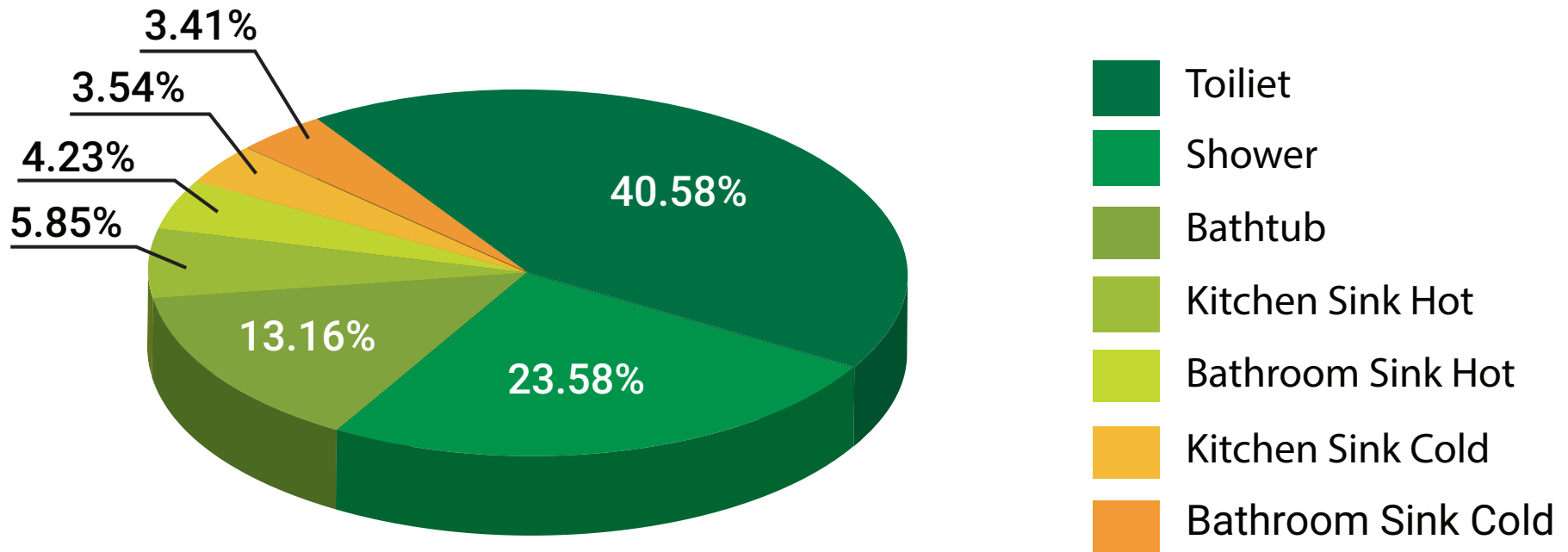
(888) 819-2837 - Louisville Kentucky

www.ionenergysolutions.com



Every DROP Counts

Typical One Bedroom Point of Use Consumption





Ion Energy Solutions

The Most Powerful Utility Data in the World in MultiFamily

Physical Installation



Ion Energy Solutions

(888) 819-2837 - Louisville Kentucky

www.ionenergysolutions.com

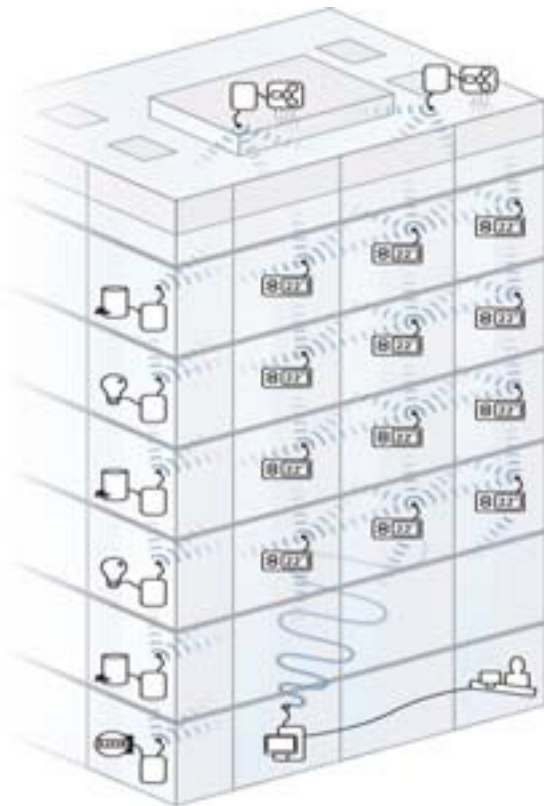


Ion Energy Solutions

The Most Powerful Utility Data in the World in MultiFamily

Smart Technology

Our Wireless Mesh 2.4 GHz Network



SOPHISTICATED FEATURES

Reliable data delivery

Accepts control instructions

Power agility

Self-healing

Instantly and highly-scalable

Easy low-cost installation

Ion Energy Solutions

(888) 819-2837 - Louisville Kentucky

www.ionenergysolutions.com



Ion Energy Solutions

The Most Powerful Utility Data in the World in MultiFamily

Every DROP Counts

The ION Smart Water Meter allows your team to be **PROACTIVE** in response to water leaks.

- Multiple events indicate a leak with a toilet flapper.
- Constant water flow (no events) indicate a cracked fill valve.
- The amount of time between events helps us determine leaks.




Ion Energy Solutions

The Most Powerful Utility Data in the World in MultiFamily

Every DROP Counts

Components of a Standard Toilet Tank



Ion Energy Solutions

(888) 819-2837 - Louisville Kentucky

www.ionenergysolutions.com



Ion Energy Solutions

The Most Powerful Utility Data in the World in MultiFamily

Every DROP Counts

The Flapper is the most **COMMON** cause of a water leak, and...the most **COSTLY**



In another situation, ION identified a property using flappers that were too small to cover the flush outlet. This unit lost one gallon of water per minute – wasting over 50,000 gallons of water per month. The water costs alone were more than \$550 a month, plus the associated **SEWER** costs.



Ion Energy Solutions

The Most Powerful Utility Data in the World in MultiFamily

Every DROP Counts

Our **DAILY** leak reports allow you to keep your finger on the pulse of your property. Furthermore, these reports ensure your team reacts **QUICKLY** to leaks.

Leak reports are sorted by:

1	Serial number
2	Property
3	Building
4	Apartment
5	Point
6	Leak size



ION Dashboard - 1900 Arch St., Philadelphia

Building	Apartment	Gallons Reported	Real Gallons	Therms Reported	Real Therms	Events	Time	S.F. +1	S.F. +2B	S.F. LR 120	Notes
1900	001	17719	17719	0	0	1433	11288	104	410	891	
1900	002	7793	7793	0	0	8338	4142	1872	1067	5488	
1900	003	4879	4879	0	0	413	3465	2514	187	117	
1900	004	4195	4195	0	0	2405	2103	415	801	1400	
1900	005	9911	9911	0	0	1228	2012	700	289	884	
1900	006	9841	9841	0	0	1823	1873	1021	623	1139	
1900	007	9517	9517	0	0	1194	1791	120	162	795	
1900	008	9083	9083	0	0	1064	1878	7820	1076	1841	
1900	009	3071	3071	0	0	1807	1540	307	570	818	
1900	010	2998	2998	0	0	2208	1481	1442	714	1189	
1900	011	2912	2912	0	0	1194	1348	919	231	711	
1900	012	2887	2887	0	0	1088	1482	305	389	1122	
1900	013	2752	2752	0	0	1355	1887	3181	443	1022	
1900	014	2881	2881	0	0	1828	1739	1355	588	812	
1900	015	2628	2628	0	0	945	1817	822	228	818	
1900	016	2568	2568	0	0	3900	1308	1332	1782	2053	
1900	017	2540	2540	0	0	2021	1413	1789	554	1182	
1900	018	2528	2528	0	0	1368	1349	831	478	984	
1900	019	2484	2484	0	0	884	1189	702	180	735	
1900	020	2448	2448	0	0	1098	1872	120	182	822	
1900	021	2447	2447	0	0	1130	1214	130	115	821	
1900	022	2419	2419	0	0	1851	1128	2807	491	1088	
1900	023	2412	2412	0	0	1788	1180	174	811	1000	
1900	024	2412	2412	0	0	1280	1887	2213	183	989	
1900	025	2134	2134	0	0	1135	1264	261	171	883	
1900	026	2117	2117	0	0	1228	1131	414	387	743	
1900	027	2187	2187	0	0	1390	1178	442	484	1015	
1900	028	2182	2182	0	0	1473	1881	131	523	820	
1900	029	2261	2261	0	0	818	1216	1810	224	803	
1900	030	2245	2245	0	0	1881	1891	1178	793	1128	
1900	031	2217	2217	0	0	1229	1873	350	439	712	
1900	032	2212	2212	0	0	1051	1858	1847	280	822	
1900	033	2289	2289	0	0	1262	1053	185	381	784	

- ❖ www.myutilities.net
- ❖ Password protected
- ❖ Billing data
- ❖ Leak Detection reports
- ❖ Exception reports
- ❖ Configurable reporting function
- ❖ Alarming



Ion Energy Solutions

The Most Powerful Utility Data in the World in MultiFamily

Every DROP Counts

Building	Apartment	Gallons Reported	Real Gallons	Events	Time
1900	905	17719	17719	1433	11068
1900	716	7755	7755	6838	4142
1900	1108	4875	4875	433	5465
1900	222	4105	4105	2405	2103
1900	915	3931	3931	1224	2012
1900	1116	3641	3641	1923	1973
1900	705	3517	3517	1194	1791
1900	310	3083	3083	3004	1878
1900	517	3071	3071	1607	1545
1900	811	2998	2998	2206	1483
1900	616	2932	2932	1034	1348
1900	1216	2867	2867	1668	1462
1900	609	2752	2752	1555	1697
1900	602	2693	2693	1619	1759
1900	506	2629	2629	945	1317
1900	710	2566	2566	3900	1509
1900	619	2540	2540	2021	1451
1900	313	2528	2528	1568	1349

Average 1 Bedroom 1 Bath apartment **2,100** gallons per month



Ion Energy Solutions

The Most Powerful Utility Data in the World in MultiFamily

Every DROP Counts

Our **Full Capture Report** indicates apartments with leaks where the property manager and maintenance team have not reacted to repair the leak.

Repeated High Use						
Property	Building	Apartment	Serial #	Location	Number of Days	30 Day Consumption
ABC	ABC Townhouses	1156		Main Feed Cold	5	20588
ABC	1162	103		Main Feed Cold	6	16272
ABC	1162	204		Main Feed Cold	4	8071
ABC	1112	203		Main Feed Cold	3	6931