

**Last Updated: Monday, March 23rd, 2020**

(Originally published March 17th)

Dear IAL Families,

Our school community is facing a difficult time. We are here to support you with a Virtual Learning Plan for your child as well as resources to help students learn through online reading programs and other fun activities.

Our Instructional Leadership Teams have worked diligently to design a Virtual Learning Plan for both the Middle School and the High School which we will continue to update for the duration of our remote learning time. The purpose of this plan is to continue our commitment to excellent education and support families and students in continuing their learning at home. Remote learning began Wednesday, March 18th **and will continue until Friday, April 17th**, with our scheduled Spring Break remaining March 30-April 3. We will be constantly assessing this situation to determine next steps, and we will keep you updated as we make these decisions. Although we plan on returning on April 17th, this date may change as we continue to monitor the impact of the virus to NYC and surrounding areas.

### **Daily Assignments**

Google Classrooms are our main method of subject lesson delivery. These classrooms are being utilized by all teachers. Every day, students and families will be able to access lessons this way. We have paper packets available for families who can not access Google Classrooms, and are working to provide technology for families who need it. Fill out this [Remote Learning Device Request](#) survey to let us know your needs.

### **Google Classrooms**

Every morning at 9am, classroom teachers will post daily video lesson links and assignments on their Google Classroom. The daily lessons will include videos, readings, and assignments. The content of these will vary depending on the subject. We are asking all students to upload the daily assignments to Google by 11PM each evening. All assignments will be graded the next day if they are turned in on time.

Please note that all students have a Google account through their IAL Gmail account. All students have emails through the school and should know how to log on. If you have issues logging onto a child's email, please email [jenny.pichardo@ialcs.org](mailto:jenny.pichardo@ialcs.org). Also, here is a helpful guide to Google Classrooms for Families:

<https://townsquare.media/site/496/files/2020/03/2020-Parents-Guide-to-Google-Classroom.pdf>



## **READ!!!**

Every student at IAL MS and HS was given a class code to access books from [getepic.com](https://www.getepic.com). Please have your child read for at LEAST 30 MINUTES every day from an actual book or use the Epic program. If you are not sure about the code, please reach out to your child's ELA teacher.

## **Contacting Staff and Teachers**

On Wednesday our website and ALMA will have a posted list of daily assignments along with email and phone numbers for all teachers. Please use this to contact your teachers.

## **Main Office for all other questions/support**

Middle School number during this time will be: **845-213-6079** or email [kevin.garcia@ialcs.org](mailto:kevin.garcia@ialcs.org)  
High School number during this time will be: **314-451-1938**. Or email [kevin.garcia@ialcs.org](mailto:kevin.garcia@ialcs.org)

## **Special Education and Counseling Support**

All IAL Speech Therapists and Counselors will continue to call their students to continue with mandated services. The High School Guidance Counselors are making contact with each HS student to discuss their Virtual Learning Plans and continue to plan for their courses next year. All Special Education teachers are continuing to support their students through thoughtful planning and differentiated instruction. They are here to support your child with specific questions, so please reach out to them directly.

## **Additional Resources**

If you need support in any way, please feel free to reach out to the school. While our campuses may be closed, we are still here to support you. Please reach out to Tatiana Mahoney - [tatiana.mahoney@ialcs.org](mailto:tatiana.mahoney@ialcs.org)/646-906-411.

Every child, every day, and with much love,

Christina Reyes

CEO

**Recommended Student Schedule**



Time	Activity
8:00-9:00	Wake up, it's so crucial to keep a schedule for yourself during this time! Get out of bed, change out of your Pajamas (this will help your brain feel ready for the day- truly). Eat some breakfast, and settle in!
9:00	All your assignments are LIVE! Log on to your Google classrooms and make a schedule for your day, we'll suggest a schedule below, but feel free to make your own structure!
9:00-11:00	<b>Humanities</b> Work on your English and History work! You should be allotting about 45-60 minutes per class assignment. Complete your work and be sure to submit it when you're done!
10:40 - 11am	Break/walk- move around, grab a snack, drink some water. MS: Maybe some <a href="#">Just Dance</a> Videos? Or <a href="#">15 Minutes of Yoga</a> ?
11am - 12pm	<b>Math</b> Work on your math work for the day! You should be allotting about 45-60 minutes per class assignment. Complete your work and be sure to submit it when you're done!
12pm - 12:45pm	<b>Lunch - Listen to an educational podcast! Try <a href="#">This American Life</a> if you like storytelling, or <a href="#">RadioLab</a>(ALL), <a href="#">Forever Ago</a>(MS), <a href="#">Science Friday</a>(HS) if you like science! If you love art, try some lunchtime art doodles <a href="#">Mo Willems Art Doodles</a></b>
12:45-1:45	<b>Science</b> Work on your science work for the day! You should be allotting about 45-60 minutes per class assignment. Complete your work and be sure to submit it when you're done!
1:45-2:15	Walk/break. Maybe a <a href="#">guided meditation</a> ?
2:15-4:00	<b>Electives</b> Work on your elective work, complete whatever your elective teachers are asking you to do!
3:30pm-11pm	<b>Relax, enjoy nature, work on passions, time with family.</b> Suggestion: Spend time writing, grab a notebook and journal to yourself, read a book for fun! Watch a tv show you would have never watched before!  <b><u>PLEASE SUBMIT HOMEWORK BY 11PM</u></b>
11pm	Lights out, time to sleep!

## Zoom Info for Families:

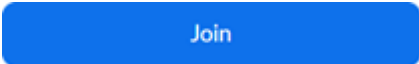
### Instructions for Students and Families

Please review the instructions below on how to log into a **zoom** meeting. Your child's teacher may be using Zoom for virtual learning. Please review the directions on how to log in from your web browser, iPhone or Android phone. If you have any issues, please call the main office at **845-213-6079 (MS) or 314-451-1938 (HS)** You can also email us at [kevin.garcia@ialcs.org](mailto:kevin.garcia@ialcs.org)

#### From a computer: Windows | Mac

1. Click the link of the **zoom** meeting invitation sent to you by the teacher. Ex:
2. Click on download and run zoom.
3. Enter the meeting ID number found in the email invite.
4. Select connect audio and/or video. Ex:  

#### From a smartphone: iOS / Android

1. Open the Zoom mobile app. If you have not downloaded the Zoom mobile app yet, you can download it from the App store or Google Play Store.
2. To join a meeting tap Join a Meeting. 
3. Enter the meeting ID number found in the email invite.
4. Select connect audio and/or video.