


shown in Textured Bronze
with 42" Barn Wood blades




shown in Brushed Brass
with 60" Walnut blades



Irene-3H

Designed in 2013

Cutting a figure like no other, the Irene-3H ceiling-mount fan, is rustic, yet strikingly modern with three neatly joined, solid wood walnut or barn wood tone blades. A cylindrical motor housing complements its minimal profile. Irene-3H is streamline while still appearing warm and natural. Constructed of cast aluminum and heavy stamped steel, the Irene-3H has a limited lifetime warranty.



shown in Brushed Nickel
with 52" Walnut blades



shown in Matte Black
with 42" Walnut blades



shown in Gloss White
with 52" Walnut blades



shown in Polished Chrome
with 52" Walnut blades

Irene-3H

TECHNICAL SPECIFICATIONS

CEILING PITCH TABLE

0/12	0 degrees
1/12	4.76 degrees
2/12	9.46 degrees
3/12	14.04 degrees
4/12	18.43 degrees
5/12	22.62 degrees
6/12	26.57 degrees
7/12	30.26 degrees
8/12	33.69 degrees
9/12	36.87 degrees
10/12	39.81 degrees
11/12	42.51 degrees

CEILING HEIGHT TABLE

Suitable for ceiling heights 7'10" or greater

SKU NAMING CONVENTION

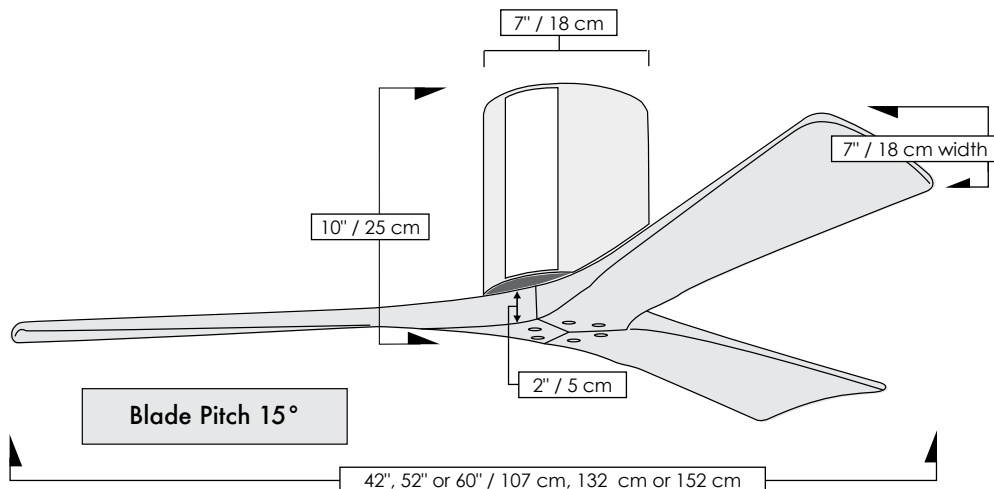
SKU#	IR3H-XX-XX-XX (Model+Finish+Blade+Diameter)
Finishes (Ask us about custom colors)	Brushed Brass - BRBR Brushed Nickel - BN Gloss White - WH Matte Black - BK Polished Chrome - CR Textured Bronze - TB
Blade Finish	Barnwood Tone - BW Walnut Tone - WA
Fan Diameter	42 inches / 107 cm - 42 52 inches / 132 cm - 52 60 inches / 152 cm - 60

STANDARD EQUIPMENT

6-speed RF remote
control with reverse
function in black



Wireless Decora-
style, 6-speed, wall
control in white



FAN SPECIFICATIONS

Fan Diameters	inches: 42, 52 or 60 centimeters: 107, 132 or 152
Overall Drop	10 inches / 25 cm
Fan Weight	11 lbs
Voltage	110 or 220
Motor Type	DC
Remote Control	Hand-held, wall-mountable, 6-speed with reverse
Wall Control	Decora-style wall control: DC-WC
Environment	Damp locations for all finishes Neither coastal, saltwater nor chlorine compatible
Ambience	Silent
Safety Certification	ETL / CETL
Warranty	Limited Lifetime

MOTOR EFFICIENCY DATA AT HIGH SPEEDS

	42 inch / 107 cm	52 inch / 132 cm	60 inch / 152 cm
RPM	231	193	155
CFM	3742.69	5325.57	5720.20
Watts	17.61	32.38	32.08
CFM/Watt	212.53	164.47	178.31
Blade Pitch	15°	15°	15°

Matthews Fan Company

1881 Industrial Drive
Libertyville, IL 60048

Tele: 847.680.9043

Fax: 847.680.8140

www.matthewsfanco.com

© 2017 Matthews Fan Company. All rights reserved.

