



Deck 1  
Deck 2  
Deck 3

1	2	3	4	5	6	7	8	9	10	11	12	13	14	15	16	17	18	19	20	21	22	23	24	25	26	27	28	29	30
---	---	---	---	---	---	---	---	---	----	----	----	----	----	----	----	----	----	----	----	----	----	----	----	----	----	----	----	----	----




THE NEW YORK  
BOATING CLUB  
1908  
Drawn by J. J. ...  
Sheet 1 of 2  
© 1908 New York Boating Club



Station	Offset	1	2	3	4	5	6	7	8	9	10	Station
100+	0.0	0.0	0.0	0.0	0.0	0.0	0.0	0.0	0.0	0.0	0.0	100+
101+	0.0	0.0	0.0	0.0	0.0	0.0	0.0	0.0	0.0	0.0	0.0	101+
102+	0.0	0.0	0.0	0.0	0.0	0.0	0.0	0.0	0.0	0.0	0.0	102+
103+	0.0	0.0	0.0	0.0	0.0	0.0	0.0	0.0	0.0	0.0	0.0	103+
104+	0.0	0.0	0.0	0.0	0.0	0.0	0.0	0.0	0.0	0.0	0.0	104+
105+	0.0	0.0	0.0	0.0	0.0	0.0	0.0	0.0	0.0	0.0	0.0	105+
106+	0.0	0.0	0.0	0.0	0.0	0.0	0.0	0.0	0.0	0.0	0.0	106+
107+	0.0	0.0	0.0	0.0	0.0	0.0	0.0	0.0	0.0	0.0	0.0	107+
108+	0.0	0.0	0.0	0.0	0.0	0.0	0.0	0.0	0.0	0.0	0.0	108+
109+	0.0	0.0	0.0	0.0	0.0	0.0	0.0	0.0	0.0	0.0	0.0	109+
110+	0.0	0.0	0.0	0.0	0.0	0.0	0.0	0.0	0.0	0.0	0.0	110+
111+	0.0	0.0	0.0	0.0	0.0	0.0	0.0	0.0	0.0	0.0	0.0	111+
112+	0.0	0.0	0.0	0.0	0.0	0.0	0.0	0.0	0.0	0.0	0.0	112+
113+	0.0	0.0	0.0	0.0	0.0	0.0	0.0	0.0	0.0	0.0	0.0	113+
114+	0.0	0.0	0.0	0.0	0.0	0.0	0.0	0.0	0.0	0.0	0.0	114+
115+	0.0	0.0	0.0	0.0	0.0	0.0	0.0	0.0	0.0	0.0	0.0	115+
116+	0.0	0.0	0.0	0.0	0.0	0.0	0.0	0.0	0.0	0.0	0.0	116+
117+	0.0	0.0	0.0	0.0	0.0	0.0	0.0	0.0	0.0	0.0	0.0	117+
118+	0.0	0.0	0.0	0.0	0.0	0.0	0.0	0.0	0.0	0.0	0.0	118+
119+	0.0	0.0	0.0	0.0	0.0	0.0	0.0	0.0	0.0	0.0	0.0	119+
120+	0.0	0.0	0.0	0.0	0.0	0.0	0.0	0.0	0.0	0.0	0.0	120+

Sight triangle is that space between the vehicle  
 of road users.  
 Distance between the vehicle  
 of a driver of 100 ft or 100 ft of vehicle head  
 Distance between the  
 Distance of 100 ft or 100 ft of vehicle  
 Distance of 100 ft or 100 ft of vehicle  
 Distance of 100 ft or 100 ft of vehicle

No. 1000 1000  
 Distance 1000  
 Layout of 1000  
 from the plan 1000  
 Plan 1000  
 © 1999 South-Western Publishing Co.



NOTE -  
 Material by the construction in the 1880s  
 all fittings are modern hand and nail  
 and

THE U.S. NAVAL ARCHITECTURE BOARD  
 CONSTRUCTION DETAILS  
 FROM THE 1880s - 1900s  
 Part 2 of 2  
 © 1988 Naval Architecture Board