



Space Profile for

Unit: #201

Area: 1600 sq ft

Address

211 E. Boling Hwy.

Wharton, TX 77488



400 N. Tampa St., Suite 2210

Tampa, FL, 33602

Electrical Information:

Service Panel: 1
Service Type: 120/208
Panel Type: Class CTL
Panel Number: BL-905881
Manufacturer: Federal Pacific
Amps: 125
Location: Maintenance Room

Exterior Disconnect Information:

Amps: 100
Panel Type: Handle
Panel Number: Not Listed
Manufacturer: Siemens
Location: Rear Exterior
Note: No UL Label

Ceiling Information:

Height from Floor to Ceiling:
Front: 9' 11" Back: 9' 11"
Floor to Bottom of Deck:
Front: 14' 2" Back: 14' 2"
Floor to Bottom of Joist:
Front: 13' 0" Back: 13' 0"

Fire Information:

Riser Location: No Riser in Unit
Sprinkler Heads Present: No
Number of Sprinkler Heads: 0
Fire Alarm Control Panel: No
Brand: N/A
Model: N/A
Location: N/A

Water Heater Information:

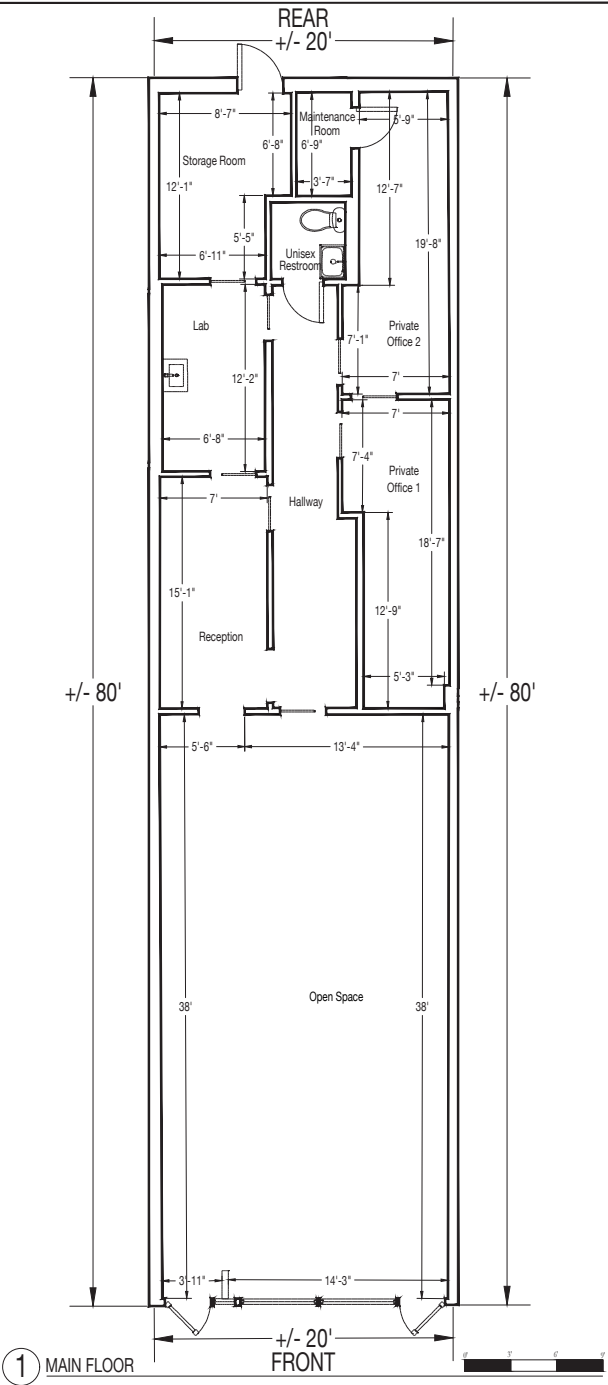
Gallons: N/A
Water Line (in): N/A
Manufacturer: AO Smith
Model: ELJF 20 913
Serial: MJ94-0063690-913
Location: Maintenance Room

Backflow Information:

Number: 0
Size: N/A
Location: No Backflow Preventer Present

HVAC Information:

Unit: 6
Manufacturer: CARRIER
Model: 50ZP-060-601
Serial: 3396G40373
Tonnage: 5
Year: 1996



Eastgate Plaza

Unit # 201
211 E. Boling Hwy.
Wharton, TX 77488




Three Riverway
Suite 1100
Houston, TX 77056

**Unit # 201
Ground Floor
+/- 1,600 SF**

Square footage shown was measured on-site and
adheres to BOMA standards

Width
+/- 20'

Depth
+/- 80'



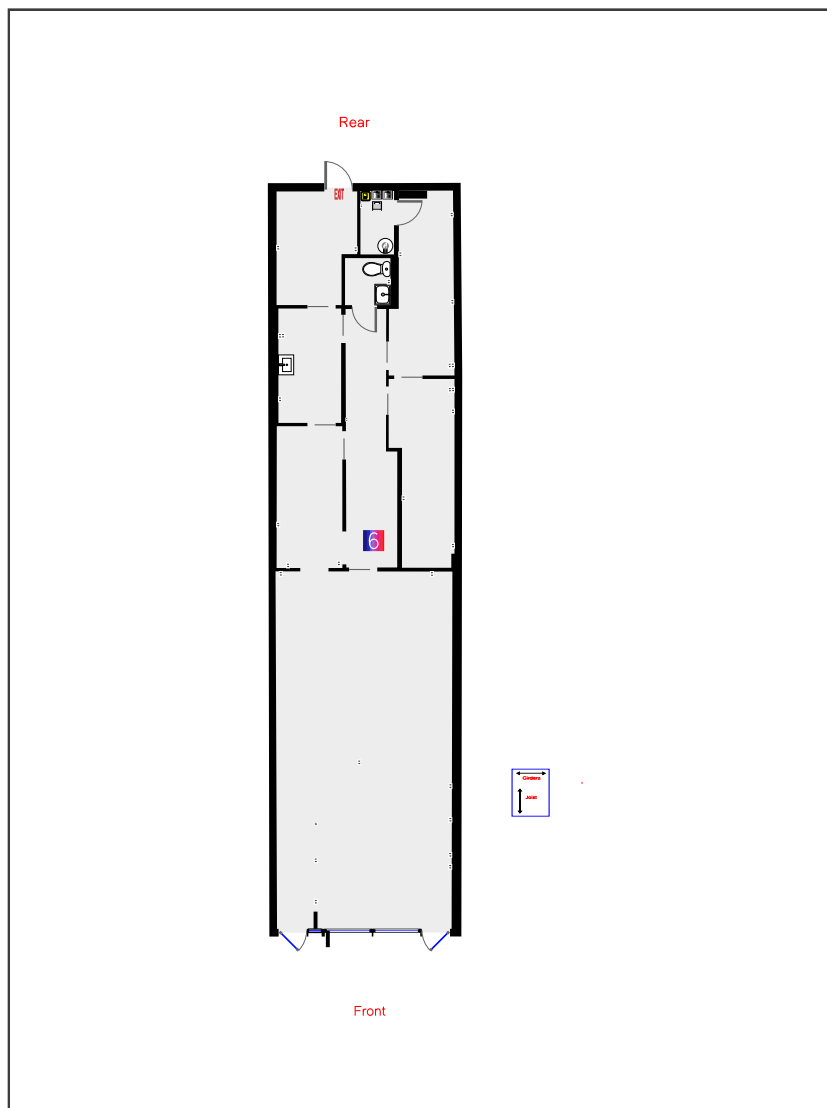
Site Map
Prepared 09/16/2020
Unit # 201

Plans produced by:
ID Plans

















































400 N. Tampa St. Suite 2010
Tampa, FL 33602
Phone: (888) 657-2545
IDPlans.com



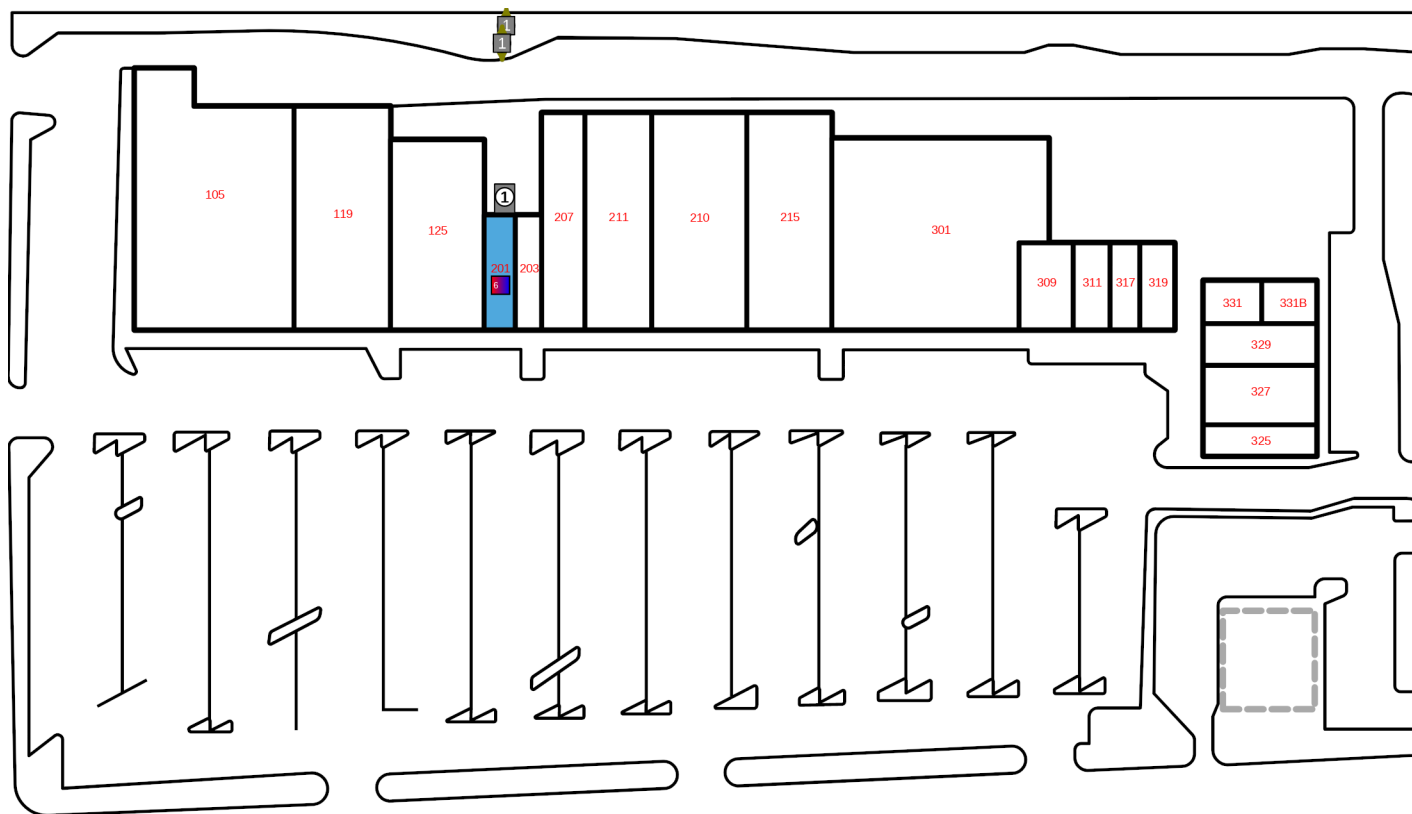
Site map is for general use and purpose only. ID Plans
does not guarantee the accuracy or validity of provided
information. Measurements are not intended to be
architecturally valid for construction purposes or accepted
as replacement for documents, drawings, or media
intended or claimed to be dimensionally accurate, such as
site blueprints. The property owner has and reserves the
right and responsibility to verify, change, or alter the
provided information at any time for any reason.



Legend

	Breaker Panel		Fire Extinguisher		Ceiling Fan w/ Light		Fire Sprinkler
	Circular Column		Fire Alarm Pulldown		Rectangular Column		Pocket Door
	Appliance Outlet		Glass Door		Refrigerator		Track Lighting
	Fire Alarm		Handicap Handrail		Roll-Up Door		2-Bulb Fluorescent Lighting
	Drinking Fountain		Roof Hatch		Sink		3-Bulb Fluorescent Lighting
	Door		HVAC Unit		Swing Door		4-Bulb Fluorescent Lighting
	Double Hung Door		Recessed Light		Toilet		Ceiling Air Vent
	Electrical Outlet		Staircase		Can Light		Air Diffuser
	Emergency Light		Water Heater		Urinal		Ceiling Fan w/o Light
	Exit Light		Telephone Panel		Thermostat		Air Handler
	Tankless Water Heater		Window Wall Opening		RJ 45		Fire Alarm Control Panel
	Step Down Transformer		Maintenance Sink		Window		
	Disconnect						

Disclaimer: All items may not show on feature pages.



Space Overview

Overview	Actual Square Footage	Measured Depth of Space	Total Depth of Space	Has Stepdown Transformer
	1,600' 0"	80' 0"	80' 0"	Yes

Thickness	Front Wall	Rear Wall	Other
	0' 5"	1' 0"	

Unit Overview	Sales Area	Stock Room	Other
	711' 0"		705' 0"

Flooring	Concrete	Carpet	Tile	Other	Unit	Total
	1416				1600	1416

Ceiling Information	Height From Floor To Ceiling	Height From Floor To Bottom Of Deck	Height From Floor To Bottom Of Joist
	Front: 9' 11" Back: 9' 11"	Front: 14' 2" Back: 14' 2"	Front: 13' 0" Back: 13' 0"

Ceiling Information Cont.	Clear Ceiling Height	Height From Floor To Bottom Of Girder	Number Of Acoustical Tiles
	9' 11"		

Other Cont.	Phone Board Location	Mop Sink Location	Are Demising Walls Full Height	Are Interior Walls Full Height
			No	No

Mechanical

HVAC	Unit	Manufacturer	Model #	Serial #	Tonnage	Year
	6	Carrier	50ZP-060-601	3396G40373	5	1996

Electric

Service Panel	Unit	Service_type	Panel_type	Panel UL Number	Manufacturer	Location	Notes
	1	120/208	Class CTL	BL-905881	Federal Pacific	Maintenance Room	-

Exterior Disconnect	Unit	Location	Panel_type	Panel_number	Manufacturer	Notes	Handle_or_breaker
	1	Rear Exterior	Handle	Not Listed	Siemens	No UL Label	undefined

Electric Meter	Unit	Meter #	Location	Meter Reading	Read On	Notes
	1	92190552	Rear Exterior	40712	2020-09-10	-

Plumbing

Water Meter	Unit	Meter #	Location	Size	Notes
	1	1852067377	Rear of Unit	1"	Tenant Meter

Water Heater	Unit	Manufacturer	Model #	Serial #	Gallons	Water Line (in)	Location	Notes
	1	AO Smith	ELJF 20 913	MJ94-0063690-913	19	.75	Maintenance Room	

Fire

No assets available for this section.

Gas

No assets available for this section.

Room

Restroom	Unit	Description
	Restroom 1	Unisex Restroom