



IBLN

iBillionaire Index

Investing like a billionaire is now easier than ever.
December 30, 2016

IBLN

The iBillionaire Index tracks the top U.S. equities held by a select pool of leading billionaire investors.

The stock market is volatile and complex. Selecting the right assets is essential, but it is also an increasingly difficult task. Billionaire run hedge funds employ sophisticated methodologies for investing. The problem is, accessing such vehicles is nearly impossible for most investors.

The Strategy

The iBillionaire Index allows individuals to track the highest-conviction S&P 500 stocks held by leading billionaire investors. It is a long-only U.S. equity index that tracks the investment choices of the most consistently successful billionaires in the United States, based on data gathered from regulatory filings with the SEC. It is equal weighted and rebalanced on a quarterly basis.

The Process

Billionaire Selection

iBillionaire only identifies and examines a universe of billionaires who have built their fortunes in hedge funds and investing. It utilizes a rules based methodology to select billionaires for inclusion within the strategy.



Stock Selection





Based on regulatory SEC filings, iBillionaire identifies the 30 cumulative highest-conviction S&P 500 stocks owned by billionaire investors each quarter.

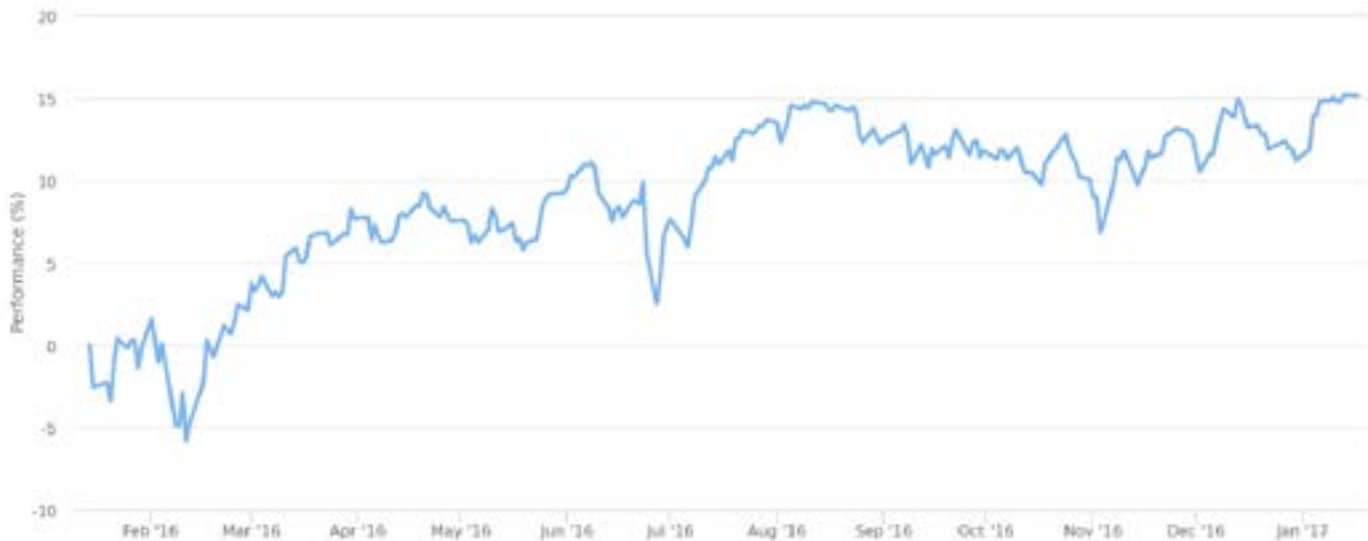
Rebalance

The list of billionaires contemplated in the iBillionaire Index is revised and updated annually. The equity components of the index are rebalanced each quarter in conjunction with 13F filings, which are released 45 days after the end of each calendar quarter.

Performance

We value quality over quantity. The iBillionaire Index is composed of the top 30 U.S. equities among a select pool of leading billionaire investors. It is rebalanced on a quarterly basis.

- 
Quantitative, rules-based strategy.
- 
U.S., long-only index based on the public equity holdings of billionaire investors.
- 
Rebalanced quarterly.
- 
Equal weighted.



Index Details

As of December 30, 2016

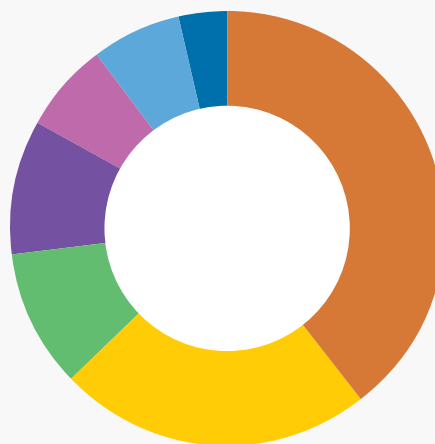
Index Ticker	IBLN
Total Return Index Ticker	BILLIONR
Inception Date	25 Oct. 2013
Stock Exchange	NYSE
Holdings Breakdown	Equal Weight

Index Characteristics

Number of Holdings	30
Average PE Ratio	81.23
Average Ind Div Yld	1.31%
Average Market Cap	150B
Max Market Cap	626B
Min Market Cap	7B

Sector Diversification

- Information Technology 39.50%
- Consumer Discretionary 23.51%
- Health Care 10.17%
- Consumer Staples 10.00%
- Materials 6.73%
- Industrials 6.72%
- Financials 3.38%



iBillionaire Index Holdings

As of December 30, 2016

COMPANY	TICKER	IBLN WEIGHT	SECTOR
APPLE INC	AAPL	3.48%	Information Technology
ABBVIE INC	ABBV	3.42%	Health Care
ALLERGAN PLC	AGN	3.62%	Health Care
AMERICAN INTERNATIONAL GROUP	AIG	3.38%	Financials
AMAZON.COM INC	AMZN	3.26%	Consumer Discretionary
ACTIVISION BLIZZARD INC	ATVI	3.11%	Information Technology
AVAGO TECHNOLOGIES LTD	AVGO	3.48%	Information Technology
BAXTER INTERNATIONAL INC	BAX	3.12%	Health Care
CHARTER COMMUNICATION-A	CHTR	3.62%	Consumer Discretionary
DOLLAR TREE INC	DLTR	3.12%	Consumer Discretionary
DOW CHEMICAL CO/THE	DOW	3.56%	Materials
EBAY INC	EBAY	3.42%	Information Technology
FACEBOOK INC-A	FB	3.25%	Information Technology
FREEMONT-MCMORAN INC	FCX	3.18%	Materials
GENERAL DYNAMICS CORP	GD	3.43%	Industrials
GENERAL MOTORS CO	GM	3.49%	Consumer Discretionary
GOOGLE INC-CL C	GOOG	3.36%	Information Technology
GOOGLE INC-CL A	GOOGL	3.38%	Information Technology
KELLOGG CO	K	3.34%	Consumer Staples
MOHAWK INDUSTRIES INC	MHK	3.30%	Consumer Discretionary
MICROSOFT CORP	MSFT	3.41%	Information Technology
PRICELINE GROUP INC/THE	PCLN	3.22%	Consumer Discretionary
PROCTER & GAMBLE CO/THE	PG	3.39%	Consumer Staples
PAYPAL HOLDINGS INC	PYPL	3.26%	Information Technology
CONSTELLATION BRANDS INC-A	STZ	3.27%	Consumer Staples
TRANSDIGM GROUP INC	TDG	3.29%	Industrials
TIME WARNER INC	TWX	3.49%	Consumer Discretionary
VISA INC-CLASS A SHARES	V	3.19%	Information Technology
XEROX CORP	XRX	3.06%	Information Technology
YAHOO! INC	YHOO	3.11%	Information Technology

* Holdings are subject to change.

*The holdings and weighting taken from the NYSE excel file.



iBillionaire Index

154 Grand St.
New York, NY 10013



www.iBillionaireIndex.com



index@iBillionaire.me

We make no representation regarding the advisability of investing in any investment fund or other investment vehicle. Inclusion of a security within our index is not a recommendation by iBillionaire to buy, sell, or hold such security, nor is it considered to be investment advice. Nothing in this communication should be viewed as a recommendation to purchase, hold, or sell any securities or to make any investment decision.

No information contained in this communication constitutes an offering of any security, investment product, investment service or fund. Nothing in this communication should be viewed to address the suitability of any security.

We are not providing any professional advice. This communication is not intended to provide, and should not be relied on for accounting, legal or tax advice, or investment recommendations. You should consult your tax, legal or financial advisor if you have any questions about the information contained herein.

* Not endorsed by or fully reflective of the billionaires. The information contained on and used by our site and in our apps includes the names, brief biographical information, and images of certain persons whom iBillionaire has identified from publicly available information as high net

worth and financially sophisticated personal investors, most of whom are public figures. iBillionaire does not communicate with and is not supported or endorsed by or affiliated or associated with any of these individuals or their companies. Information about the investments of the listed billionaires is limited to that which is publicly available in regulatory filings and may not provide a complete picture of each of their personal investment strategies. Daily and annual performance rates for the billionaires are calculated based on this limited information and will not accurately reflect each billionaire's personal investment return. In addition, certain information is gleaned from filings made by companies substantially owned or controlled by one of the billionaires, which we have attributed to the billionaire personally.