

JVC[®]
PROFESSIONAL

REMOTE CONTROL UNIT **RM-P210U**

Compact & Economical Camera Control
Unit with Full Remote Capability





RM-P210U System — Delivering Functionality and Flexibility

JVC's RM-P210U system comes packed with all the features needed for reliable and flexible remote camera control. Optimized for JVC's popular line-up of ENG video cameras, the RM-P210U can control a camera located up to 328 ft. (100 meters) from the base station. The RM-P210U is the ideal solution when using the GY-DV550U, enabling ISO-CAM operation and total control of the functions and parameters of the camcorder. The RM-P210U is compatible with JVC as well as SONY-26-pin CCU cables. Add remote parameter settings, a teleprompter, an Intercom system, and menu operation and the RM-P210U is an exceptionally powerful solution for broadcasters and production houses.

■ Full Access to Camera Menu

Operators can access the camcorder menus from the CCU. The RM-P210U enables control over more functions than conventional models, including Detail Enhancement and Knee Point adjustment. This feature makes possible to control critical camera parameters right from the truck or control room, without disturbing the camera operation.

■ Cable Extension Up To 328 ft. (100 Meters)

Using optional VC-P110U series camera cables the distance between a remotely operated GY-DV550U camcorder, or KY-D29/D29W, KY-27C cameras, and RM-P210U can be extended by up to 328 ft. (100 meters). The power to the camera is supplied from the RM-P210U, so there is no need for a separate camera power supply.

■ Variable Gain Control

Users can activate and deactivate Variable Gain with a simple push-button operation. When activated, the GAIN value can be varied in 0.1dB or 1.0dB steps up to 18dB. The variation per step and the maximum gain limit can be set via the menu.

■ Four User-Programmable Function Keys

Four programmable function keys enable the user quick access to frequently used menu

items. The unit's easy-to-use, menu-driven operation, with prompts shown on a liquid crystal, guide the operator quickly through all set-up procedures.

■ Two Files for System Settings

System settings can be saved in two files (A and B), either of which can be called up instantly by accessing the menu.

■ Full Auto Shooting

The RM-P210U is the first system of its kind to feature a Full Auto Switch. Simply push this switch to enter Full Auto Shooting mode. The operator needs only to make zoom and focus adjustments, which is useful for shooting in emergency situations or when the lighting conditions change continually.

■ The ISO-CAM Operation Available

When connected to a GY-DV550U camcorder, recording at the camera side is also available, permitting ISO-CAM operation.

■ SONY 26-pin CCU Cable Compatible*

In a system using a GY-DV550U camcorder with the RM-P210U, a SONY 26-pin CCU cable can be connected after minimal internal jumper reconfiguration. So, an existing SONY cable can be used without any additional installation work or cost.

*Please ask your JVC authorized dealer for the details of settings.

■ Red and Green Tally

The tally Light on the front panel lights when signals are received at the tally input terminals on the rear panel. It lights in red when a tally signal is input to the Tally PGM terminal on the rear panel or in green when a tally signal is input to the Tally PWW terminal. It flashes in red when a Call signal is received from the camera.

■ Multiple Outputs

Besides two composite video output circuits (VBS), the RM-P210U has R/G/B Component outputs for computer graphics and keying, Y/R-Y/B-Y Component outputs for system connection, and Y/C358 output.

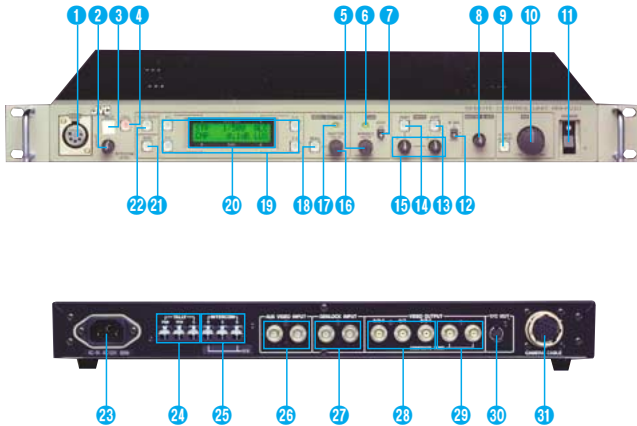
■ Intercom

The RM-P210U accepts dynamic or carbon equivalent headsets. The RM-P210U may be configured to operate with RTS or 2-wire compatible intercom systems, for communication between producer and camera operator. For private communication between the engineer and the camera operator, an intercom jack and intercom level control are conveniently located on the front panel.

■ Rack Mountable (1U)

For convenience and compact installation, the RM-P210U can be installed in a standard 19-inch rack (1U height) and takes up only two units of rack space.

Controls, Connectors and Indicators



FRONT PANEL

- 1 Intercom jack
- 2 [INTERCOM LEVEL] INTERCOM LEVEL control
- 3 [TALLY] TALLY lamp
- 4 [CALL] CALL button (with lamp)
- 5 [GAIN-VARIABLE] Gain-Variable control with ON/OFF button
- 6 [GAIN] GAIN lamp
- 7 [GAIN-STEP LOW/MID/HIGH] GAIN-STEP LOW/MID/HIGH switch
- 8 [MASTER BLACK] MASTER BLACK control
- 9 [IRIS-AUTO/MANU] IRIS-AUTO/MANU button (with lamp)
- 10 [IRIS-CLOSE-OPEN] IRIS-CLOSE-OPEN control
- 11 [POWER] POWER switch
- 12 [WHITE-W.BAL B/A/PRESET] WHITE-W.BAL B/A/PRESET switch
- 13 [WHITE-AUTO] WHITE-AUTO button (with lamp)
- 14 [WHITE-PAINT] WHITE-PAINT button
- 15 [WHITE-R/B] WHITE-R/B gain controls
- 16 [SHUTTER] SHUTTER control with ON/OFF button

- 17 [SHUTTER] SHUTTER lamp
- 18 [MENU] MENU button (with lamp)
- 19 [F1 to F4] F1 to F4 function keys
- 20 [LCD] LCD display
- 21 [BARS] BARS button (with lamp)
- 22 [FULL AUTO] FULL AUTO button with lamp

REAR PANEL

- 23 [AC-INPUT] AC INPUT connector
- 24 [TALLY] TALLY terminals
- 25 [INTERCOM] INTERCOM terminals
- 26 [AUX VIDEO INPUT] AUX VIDEO INPUT connectors
- 27 [GENLOCK INPUT] GENLOCK INPUT connectors
- 28 [R/R-Y, G/Y, B/B-Y] R/R-Y, G/Y, B/B-Y component video signal output connectors
- 29 [COMPOSITE VIDEO] COMPOSITE VIDEO signal output connectors
- 30 [Y/C OUT] Y/C video signal output connector
- 31 [CAMERA CABLE] CAMERA CABLE connector (26-pin)

Functions Available Depending on Camera Models



GY-DV550

Lightweight and tough for professional ENG, the GY-DV550 comes with exclusive features including Super Scene Finder (SSF) and records on 1/2-inch CCDs. (ISO-CAM operation possible)



KY-D29

The KY-D29 is one of the latest generation of JVC 3-chip digital cameras, and features 14-bit Scan-line Digital Video Processing.



KY-D29W

Featuring the same innovative digital acquisition and processing technologies as the KY-D29, the KY-D29W can switch aspect ratios between 4:3 and 16:9.



KY-27C/KY-19

Two outstanding cameras capture smear-free, crisp pictures over an exceptionally wide range of light conditions, thanks to JVC innovative LOLUX technology.

Function	Connected Model	GY-DV550	KY-D29	KY-D29W	KY-27C KY-19
IRIS	AUTO IRIS	○	○	○	○
	AI LEVEL	○	○	○	○
	MANUAL IRIS	○	○	○	○
	IRIS LEVEL	○	○	○	○
MASTER BLACK		○	○	○	○
WHITE	PRESET	○	○	○	○
	MANUAL BALANCE	○	○	○	○
	BALANCE Rch	○	○	○	○
	BALANCE Bch	○	○	○	○
	AUTO A (1)	○	○	○	○
	AUTO B (2)	○	○	○	○
PAINT	PAINT Rch	○	○	○	○
	PAINT Bch	○	○	○	○
FAW	○	○	○	○	
AUTO	SET	x	○ ^{*1}	○ ^{*1}	○
	WHITE	○	○	○	○
GAIN	-3 dB	○	○	○	x
	0 dB	○	○	○	○
	3 dB	○	x ^{*2}	x ^{*2}	x
	6 dB	○	○	○	○
	9 dB	○	○	○	○
	12 dB	○	○	○	○
	18 dB	○	○	○	○
	ALC + EEI	○	○	○	○
VARIABLE GAIN	○	x ^{*2}	x ^{*2}	x	
LOLUX	OFF	○	○	○	○
	ON	○	○	○	○
SHUTTER	OFF	○	○	○	○
	1/100	○	○	○	○
	1/250	○	○	○	○
	1/500	○	○	○	○
	1/1000	○	○	○	○
	1/2000	○	○	○	○
	VARIABLE	○	○	○	○
TALLY	○	○	○	○	
PREVIEW	○	x ^{*3}	x ^{*3}	x ^{*3}	
CALL	○	○	○	○	
BARS	OFF	○	○	○	○
	ON	○	○	○	○
DETAIL (CONTOUR)	OFF	○	○	○	○
	ON	○	○	○	○

Function	Connected Model	GY-DV550	KY-D29	KY-D29W	KY-27C KY-19
DETAIL LEVEL		○	○	○	○
DETAIL V/H BAL		○	x	△	x
	LOW	○	x	△	x
DETAIL FREQUENCY	MIDDLE	○	x	△	x
	HIGH	○	x	△	x
	AUTO	x	x	△	x
SKIN DETAIL	OFF	○	x	△	x
	ON	○	x	△	x
AUTO KNEE	OFF	○	○	○	○
	ON	○	○	○	○
KNEE POINT		○	x	x	x
COLOR MATRIX	OFF	○	x	△	x
	ON	○	x	△	x
V. RESOLUTION (HI-RESO)	NORMAL	○	○	○	x
	V. MAX	○	○	○	x
GAMMA	OFF	○	x	△	x
	ON	○	x	△	x
GAMMA LEVEL		○	○	○	x
BLACK	NORMAL	○	○	○	x
	STRETCH	○	○	○	x
	COMPRESS	○	○	○	x
ASPECT RATIO	4:3	○	x	△	x
	16:9	x	x	x	x
LETTER		○	x	△	x
		○	x	△	x
DNR	OFF	x	x	△	x
	ON	x	x	△	x
DNR LEVEL	LOW	x	x	△	x
	MIDDLE	x	x	△	x
	HIGH	x	x	△	x
SMOOTH TRANS	AUTO	x	x	△	x
	OFF	○	x	△	x
FULL AUTO	ON	○	x	△	x
	OFF	○	x	△	x
H. PHASE		○	○	○	○

○ : Available x : Not available.
 △ : Connectable by modifying the KY-D29W.
 Consult your nearest JVC-authorized service agent for details.

*1 Functions as AUTO WHITE with the KY-D29/KY-D29W.
 *2 Although this function is displayed it is not available.
 *3 The camera does not have a P/W lamp but the TALLY lamp on the RM-P210 lights in green.

Specifications

Output signals

Composite video signal: 1 Vp-p, 75-ohm, x 2
R/G/B signals: 0.7V(p-p), 75-ohm, x 1
each (without sync)

Y/R-Y/B-Y signals: Y; 1V(p-p), 75-ohm
(including sync),
R-Y; 0.7V(p-p) 75-ohm,
B-Y; 0.7V(p-p) 75-ohm,
(75% color bar)

Y/C signal: Y; 1V(p-p), 75-ohm
(including sync),
C; 0.286V(p-p), 75-ohm
(Burst level)

Intercom: 2-line system; -10dB,
220-ohm, unbalanced,
RTS

Input signals

GENLOCK signal: VBS, 1V(p-p), or BB,
0.43V(p-p), 75-ohm
(Bridge connection
possible)

AUX signal: VBS, or VS, 1V(p-p),
75-ohm (Bridge
connection possible)

Intercom: 2-line system; -10dB,
220-ohm, unbalanced,
RTS

Tally: Contact closure or power
(5 to 24V DC or 6V AC)

General

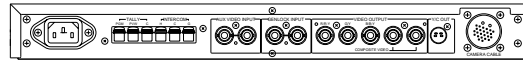
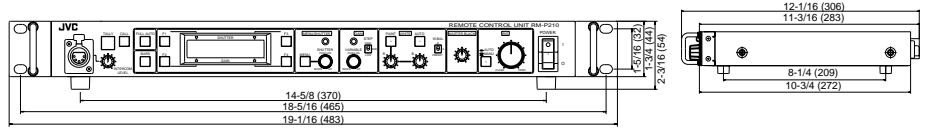
Input voltage: 120V AC, 60Hz
Power consumption: 75W (KY-D29W +
VF-P550W)

Mass: 11.5 lbs. (5.2 kg)

Operating temperature: 23°F to 113°F
(-5°C to +45°C)

Accessory: Power cord (6.6 ft./2m)
x 1
Instructions x 1

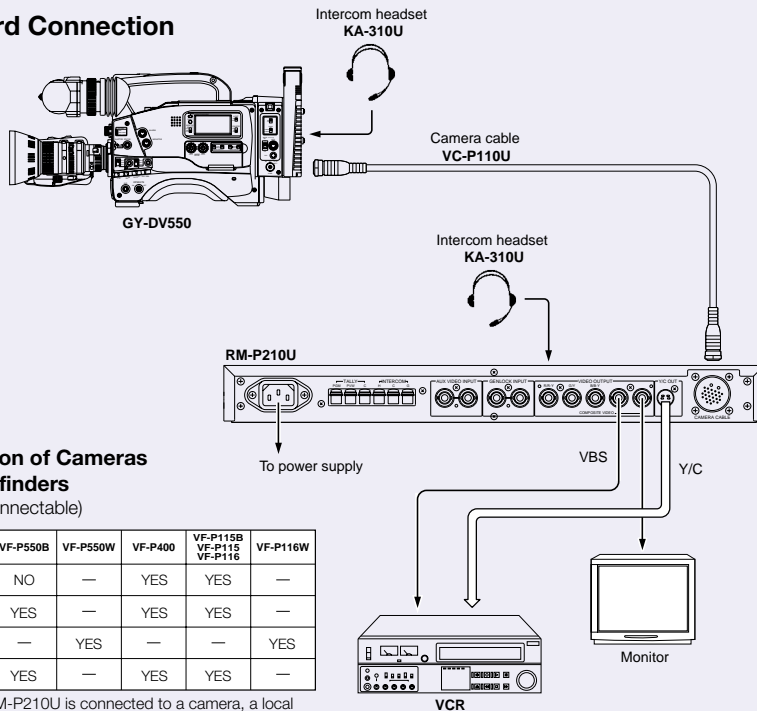
Dimensions



Unit: inches (mm)

System Configuration

Standard Connection



Connection of Cameras and Viewfinders

(— : Not connectable)

Viewfinder	VF-P550B	VF-P550W	VF-P400	VF-P115B VF-P115 VF-P116	VF-P116W
Camera					
GY-DV550	NO	—	YES	YES	—
KY-D29	YES	—	YES	YES	—
KY-D29W	—	YES	—	—	YES
KY-27C KY-19	YES	—	YES	YES	—

*When the RM-P210U is connected to a camera, a local remote controller cannot be connected to the camera.

Accessories

VC-P110U SERIES

Remote Cable for RM-P210U, RM-P200U
and RM-P300U



KA-280U

Remote Cable Coupler



KA-310U

Intercom Headset for RM-P210U and
RM-P300U



JVC®

DISTRIBUTED BY

JVC PROFESSIONAL PRODUCTS COMPANY
DIVISION OF JVC AMERICAS CORP.
1700 Valley Road, Wayne, N.J. 07470
TEL: (973) 315-5000, (800) 582-5825
FAX: (973) 315-5030
E-mail: proinfo@jvc.com
Internet Web Site <http://www.jvc.com/pro>

JVC CANADA INC.

21 Finchdene Square, Scarborough, Ontario M1X 1A7
TEL: (416) 293-1311 FAX: (416) 293-8208
Internet Web Site <http://www.jvcpro.com/>

Design and specifications subject to change without notice.



Certificate No. EC96J1049



ISO9001/No. FM26586

■ The Hachioji Plant of Victor Company of Japan, Ltd., has received ISO14001 Certification under the global standard for environmental management.

Printed in Japan
KCN-1790
CERMP210UKN2001.3