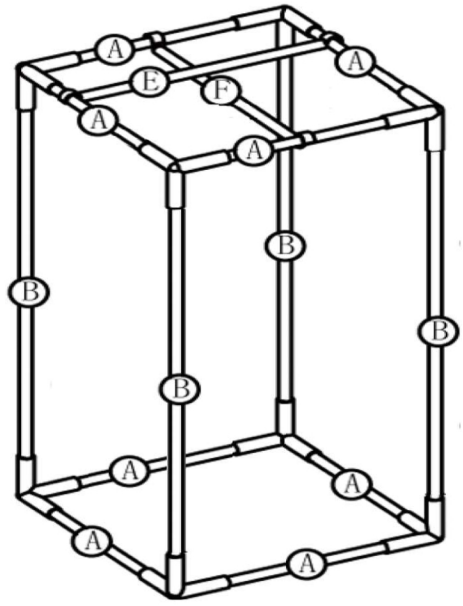
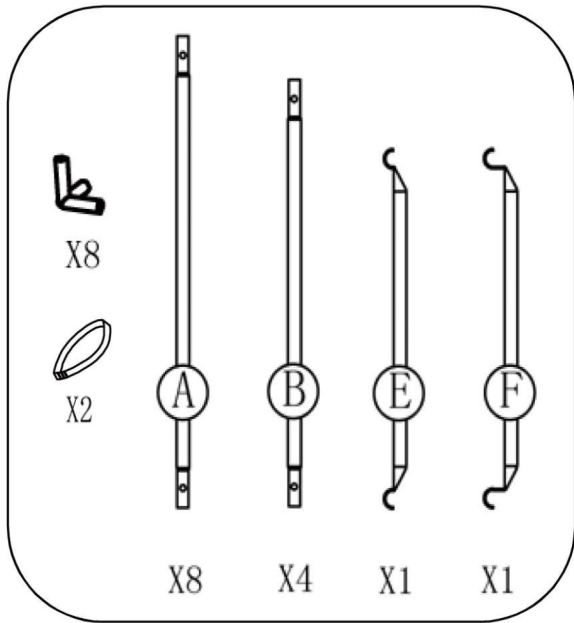




# HYDROPOLIS 2x2 NURSERY TENT

Dimensions: 23.62 in X 23.62 in X 29.53 in  
60 cm X 60 cm X 75 cm



**1.**



**UNZIP TENT AND SET FRAME INTO TENT FLOOR**

**2.**



**PULL TENT SKIN OVER FRAME AND ZIP UP SIDES**

**3.**



**ATTACH SUPPORT BARS E & F TO THE TOP OF THE FRAME**

**4.**



**PLACE FLOOR LINER ON TENT FLOOR AND ATTACH TO TENT CORNERS**

**5.**

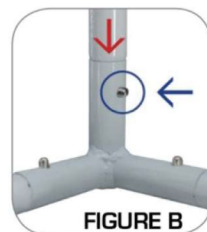


**ZIP UP PANELS. YOUR TENT IS READY FOR LIGHTS, VENTILATION, AND PLANTS!**

## CONNECTIONS

FIGURE A

MALE FEMALE



- Depress chrome nipples and insert male connectors into female receiver slots.
- Allow chrome nipples to lock into place through female connectors.