

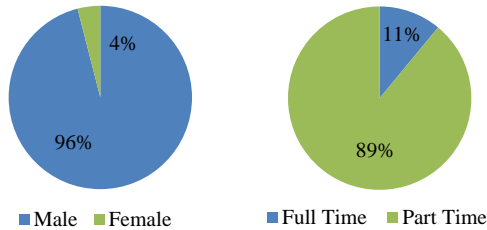
Welding and Metal Fabrication At A Glance 2016



Hennepin Technical College
A member of
Minnesota State

Enrollment

Unduplicated Head Count 2016..... 183
Unduplicated Head Count 2015..... 180
Unduplicated Head Count 2014..... 191



Demographics

White.....67%
Black or African American.....16%
Asian.....5%
Hispanic.....5%
American Indian or Alaska Native.....2%
Hawaiian or Pacific Islander.....0%
Two or More Races.....4%
Nonresident Alien.....0%
Unknown.....2%

Under-represented.....67%
Average Age..... 30.1

Courses Offered

Online.....0
Blended.....0
Classroom.....240

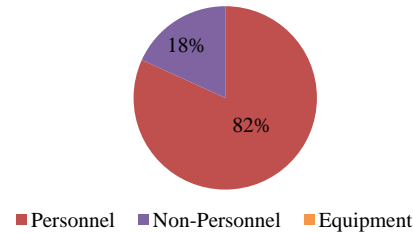
Start before 3 p.m.....66%
Starts 3 p.m. or after and/or Weekend.....34%

Staffing

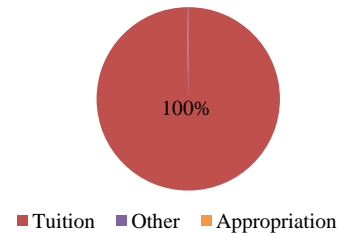
Full Time Faculty.....2
Part Time/Adjunct.....2

FYE/FTE Ratio			
Year	FYE	FTE	Ratio
FY 2016	78.50	4.16	18.89
FY 2015	76.63	4.16	18.42
FY 2014	76.27	4.22	18.06

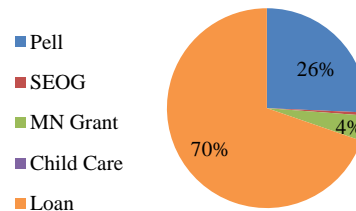
Expenditures



Revenue (Negative percentages not included. Values may be rounded.)



Financial Aid



Financial Aid Recipients..... 47.5%
Average Financial Aid Amount.....\$6,723

Award Types Available

- *Diploma*
 - Welding
- *Occupational Certificate*
 - GMAW Production Welder (MIG)
 - GTAW Production Welder (TIG)
 - Structural Iron Fabrication and Repair

Points of Interest

- Well-equipped labs
- Day and evening offerings
- Certified faculty: American Welding Society-
Welding Inspector, Welding Educator