

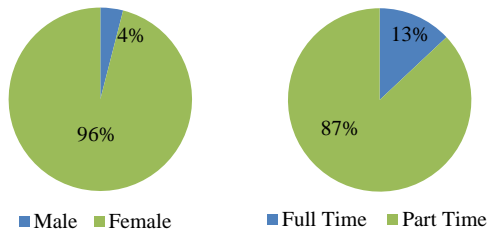
Health Unit Coordinator At A Glance 2016



Hennepin Technical College
A member of
Minnesota State

Enrollment

Unduplicated Head Count 2016..... 77
Unduplicated Head Count 2015..... 115
Unduplicated Head Count 2014..... 120



Demographics

White.....34%
Black or African American.....44%
Asian.....4%
Hispanic.....10%
American Indian or Alaska Native.....1%
Hawaiian or Pacific Islander.....0%
Two or More Races.....6%
Nonresident Alien.....0%
Unknown.....0%

Under-represented.....88%
Average Age.....31.2

Courses Offered

Online.....0
Blended.....9
Classroom.....1

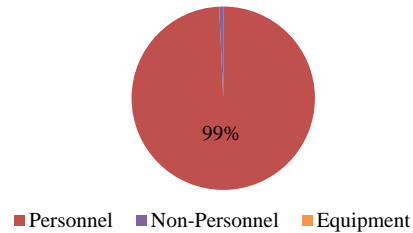
Start before 3 p.m.....100%
Starts 3 p.m. or after and/or Weekend.....0%

Staffing

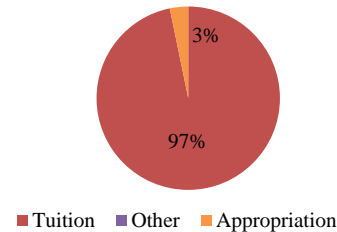
Full Time Faculty.....1
Part Time/Adjunct.....0

FYE/FTE Ratio			
Year	FYE	FTE	Ratio
FY 2016	18.03	0.88	20.61
FY 2015	24.03	1.00	24.03
FY 2014	31.37	1.31	23.90

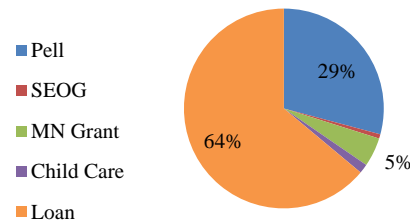
Expenditures



Revenue (Negative percentages not included. Values may be rounded.)



Financial Aid



Financial Aid Recipients.....62.3%
Average Financial Aid Amount.....\$8,598

Award Types Available

- *Diploma*
 - Nursing Station Technician
- *Occupational Certificate*
 - Health Unit Coordinator

Points of Interest

- Certificate offerings
- Offered at Brooklyn Park and Eden Prairie
- Four-week health industry internship
- National Certification prepared