

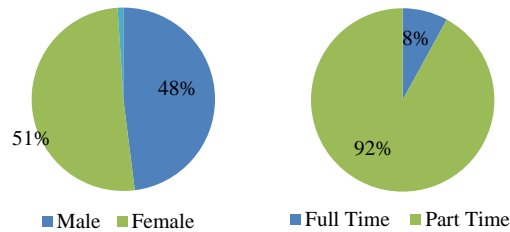
Business At A Glance 2016



Hennepin Technical College
A member of
Minnesota State

Enrollment

Unduplicated Head Count 2016.....	237
Unduplicated Head Count 2015.....	238
Unduplicated Head Count 2014.....	355



Demographics

White.....	45%
Black or African American.....	36%
Asian.....	7%
Hispanic.....	6%
American Indian or Alaska Native.....	0%
Hawaiian or Pacific Islander.....	0%
Two or More Races.....	3%
Nonresident Alien.....	1%
Unknown.....	2%

Under-represented.....	73%
Average Age.....	29.3

Courses Offered

Online.....	10
Blended.....	19
Classroom.....	10

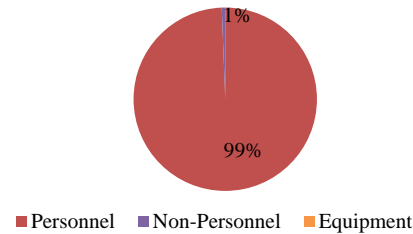
Start before 3 p.m.....	54%
Starts 3 p.m. or after and/or Weekend.....	46%

Staffing

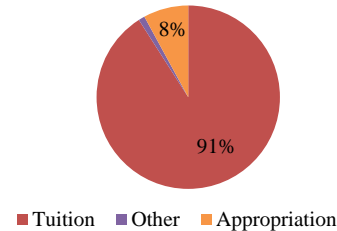
Full Time Faculty.....	2
Part Time/Adjunct.....	2

FYE/FTE Ratio			
Year	FYE	FTE	Ratio
FY 2016	55.67	3.56	15.63
FY 2015	61.63	3.14	19.63
FY 2014	53.43	2.70	19.77

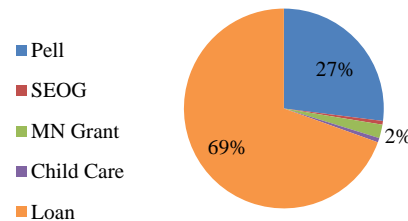
Expenditures



Revenue (Negative percentages not included. Values may be rounded.)



Financial Aid



Financial Aid Recipients.....	53.6%
Average Financial Aid Amount.....	\$7,849

Award Types Available

- A.A.S.
 - Business Analyst
 - Management
 - Professional Sales (Business-to-Business)
- Occupational Certificate
 - Entrepreneurship
 - Management
 - Professional Sales (Business-to-Business)

Points of Interest

- Highly experienced faculty
- Web-enhanced course work
- Unique capstone project
- A.A.S. degree graduates in high demand
- Transfer agreement with Metropolitan State University B.A.S. degree in Organizational Management
- One on one advising to help students reach their graduate goal
- Certificate in Business Management available
- Evening classes available
- Practical assignments