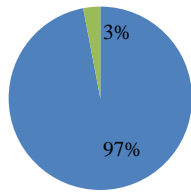


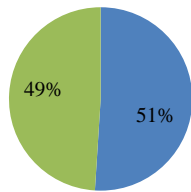
Automotive Technology At A Glance 2016

Enrollment

Unduplicated Head Count 2016.....	270
Unduplicated Head Count 2015.....	289
Unduplicated Head Count 2014.....	326



■ Male ■ Female



■ Full Time ■ Part Time

Demographics

White.....	39%
Black or African American.....	24%
Asian.....	10%
Hispanic.....	19%
American Indian or Alaska Native.....	1%
Hawaiian or Pacific Islander.....	0%
Two or More Races.....	6%
Nonresident Alien.....	0%
Unknown.....	3%

Under-represented.....	76%
Average Age.....	24.8

Courses Offered

Online.....	4
Blended.....	0
Classroom.....	64

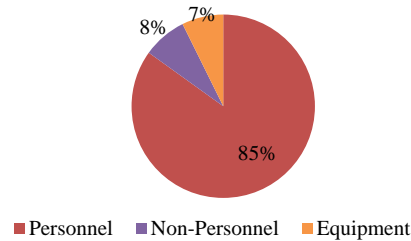
Start before 3 p.m.....	79%
Starts 3 p.m. or after and/or Weekend.....	21%

Staffing

Full Time Faculty.....	7
Part Time/Adjunct.....	0

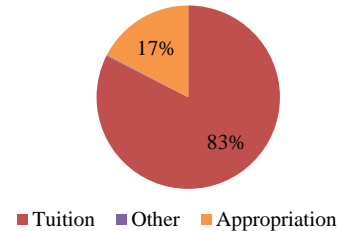
FYE/FTE Ratio			
Year	FYE	FTE	Ratio
FY 2016	132.63	6.78	19.56
FY 2015	144.40	6.75	21.39
FY 2014	135.50	7.38	18.37

Expenditures



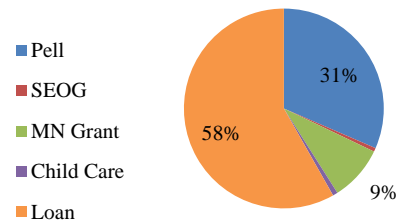
■ Personnel ■ Non-Personnel ■ Equipment

Revenue (Negative percentages not included. Values may be rounded.)



■ Tuition ■ Other ■ Appropriation

Financial Aid



Financial Aid Recipients.....	63.7%
Average Financial Aid Amount.....	\$8,329



Hennepin Technical College™

A member of
Minnesota State

Award Types Available

- A.A.S.
 - Automotive Technician
- Diploma
 - Automotive Technician

Points of Interest

- Day and evening offerings
- Industry Internships
- Advanced diagnostic tools
- NATEF accreditation
- ASE Master certified instructors
- Air Conditioning Mobile Service Certification
- ASE test prep