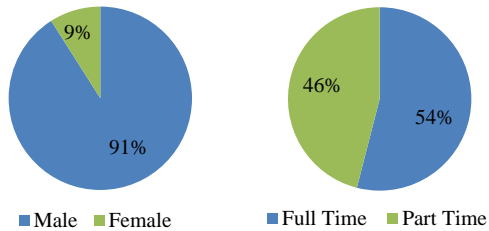


Audio Production At A Glance 2016

Enrollment

Unduplicated Head Count 2016.....	92
Unduplicated Head Count 2015.....	85
Unduplicated Head Count 2014.....	91



Demographics

White.....	72%
Black or African American.....	12%
Asian.....	1%
Hispanic.....	9%
American Indian or Alaska Native.....	0%
Hawaiian or Pacific Islander.....	0%
Two or More Races.....	4%
Nonresident Alien.....	0%
Unknown.....	2%

Under-represented.....	53%
Average Age.....	22.4

Courses Offered

Online.....	0
Blended.....	0
Classroom.....	41

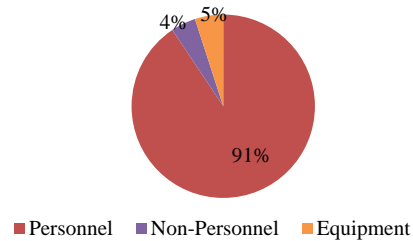
Start before 3 p.m.....	69%
Starts 3 p.m. or after and/or Weekend.....	31%

Staffing

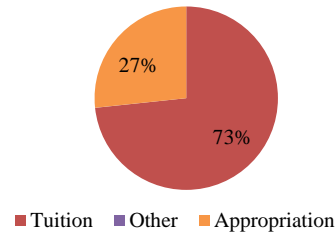
Full Time Faculty.....	2
Part Time/Adjunct.....	2

FYE/FTE Ratio			
Year	FYE	FTE	Ratio
FY 2016	50.43	3.44	14.67
FY 2015	47.87	2.99	16.01
FY 2014	45.93	2.81	16.33

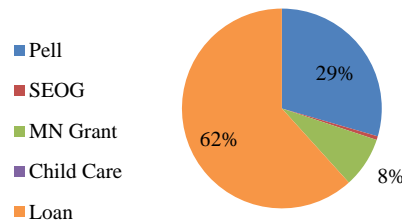
Expenditures



Revenue (Negative percentages not included. Values may be rounded.)



Financial Aid



Financial Aid Recipients.....	55.4%
Average Financial Aid Amount.....	\$7,852



Hennepin Technical College
A member of
Minnesota State

Award Types Available

- A.A.S.
- Audio Production Specialist

Points of Interest

- One of only 2 certified training centers for Pro Tools in North America
- Student to lab ration is best in country
- Ranked best training site in poll of Twin Cities studios
- Uniquely qualified faculty