


## CASEMENT WINDOWS

Our casement windows are a marriage of great looks and uncompromising performance. Hinged on the side to open with a hand crank, casements are a flexible option for use alone, in series, or in combination with awning or specialty shape windows.




### Unmatched Performance

**Tricore™ Frame Technology** features extruded aluminum exterior cladding that's easy to maintain and stands up to the harshest elements. With corners welded to prevent water penetration, the multi-chambered composite sub-frame is not only impervious to moisture, but also acts as a thermal barrier.



### Refined Security

The **concealed lock system** provides a clean appearance with a single lever lock that engages all lock points on the sash.




### Effortless Operation

European engineered **premium hardware** makes opening and closing even the largest units feel effortless.



### Superior Exteriors

Our aluminum exterior-clad wood products feature **commercial-grade premium AAMA 2605 paint** that resists fading and chalking. Extruded aluminum resists dents, dings and scratches and is backed by Weather Shield's 20-year limited warranty.



### Durable Structure

**Integral nailing fins** increase stability and help seal the unit to the structure, providing superior performance and durability.

### Solid Interiors

Beautiful **high-quality wood species** and finish options add a custom touch to any interior.

# PREMIUM SERIES

## Casement Windows

## WEATHER SHIELD® WINDOWS & DOORS

### Rich Wood Interior

With eight wood species to choose from, there's sure to be one perfect for your home. For a truly unique look, other wood species are available upon request.



PINE  
(STANDARD)

OAK

MAPLE



VERTICAL  
GRAIN FIR

MIXED  
GRAIN FIR

MAHOGANY




ALDER  
(CHARACTER)

CHERRY

### Durable Factory Finishes


With our solid wood interior, save time and money with our factory finishing. The wood is stained and sealed on all surfaces to repel moisture and includes two Clear Satin top coats for durability and easy cleaning.



CLEAR SATIN

CHESTNUT

FRUITWOOD



GOLDEN OAK

RICH MAHOGANY

PRIMED



PREFINISHED  
WHITE (LATEX)

PREFINISHED  
BLACK (LATEX)

### 12 Standard Exterior Colors

(AAMA 2605 premium paint)



WHITE

CAMEO

TAN



DESERT  
TAN

HERITAGE  
BROWN

ADOBE



CRAFTSMAN  
BRONZE

BRICK RED

HARTFORD  
GREEN



GRAY MATTERS

OBSIDIAN

JET BLACK



45 DESIGNER  
COLOR OPTIONS



8 ANODIZED  
COLOR OPTIONS



4 RADIANT  
METALLIC OPTIONS

### Designer Stains

Explore our furniture-grade stain offering created in partnership with leading paint and coatings manufacturer, Sherwin-Williams®. These new stains provide clean, vivid colors with high pigmentation for excellent clarity and uniformity

PROUDLY FINISHED WITH  
**SHERWIN-WILLIAMS**



HARVEST  
WHEAT

CARAMEL

EMBER

ACORN

MERLOT

THATCH  
BROWN

CHOCOLATE

RICH COFFEE

EBONY

GREYSTONE

Finishes and colors shown may not be actual representations. Please visit authorized Weather Shield dealer for color samples.

### Available Window Styles



CASEMENT



DOUBLE HUNG



AWNING

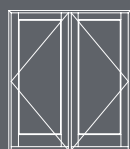


SLIDER

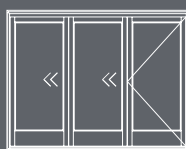


SPECIALTY SHAPE


### Available Patio Door Styles



HINGED



BIFOLD  
2 TO 8 PANELS



MULTI-SLIDE  
2 TO 10 PANELS



SLIDING



LIFT & SLIDE  
2 TO 10 PANELS

[weathershield.com](http://weathershield.com)