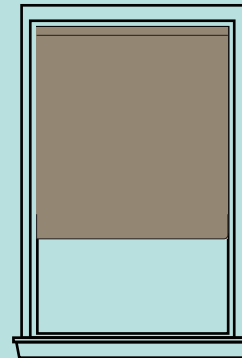
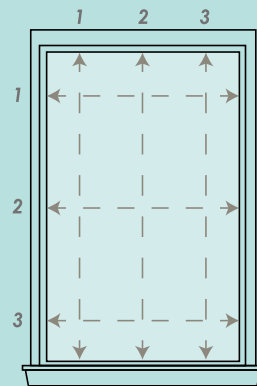


MEASURING FOR BLINDS & SHADES

Use a metal measuring tape (cloth tapes may stretch)

Inside Mount



Installed inside the window casing

WIDTH

Measure in 3 places to the nearest 1/8"

Place order using the **shortest** measurement


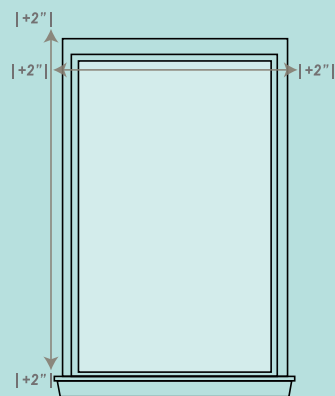
HEIGHT

Measure in 3 places to the nearest 1/8"

Place order using the **longest** measurement

* Manufacturer will take necessary deductions. Finished product may be slightly smaller than the ordered width.

Outside Mount



Installed outside the window casing

WIDTH & HEIGHT

Measure the exact width and height of the area to be covered

Add 4" to both width and height for better light and privacy control