

How to Measure

NOTE: Smallest unit of measure is 1/8".

Blinds installed on windows near wall or baseboard heaters must clear the heaters by 12" above and 6" to the side.

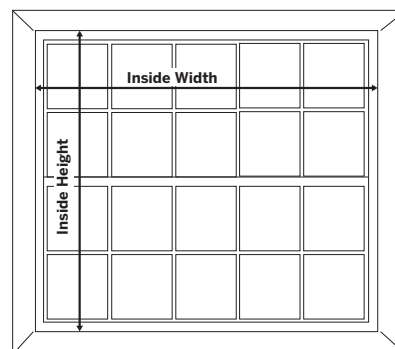
INSIDE MOUNT (IM) INSTALLATION

TO FIND WIDTH

Measure the opening across the top, where the headrail is to be installed, from inside of window frame on left to inside of window frame on right. Round the measurement down to the nearest 1/8". For minimum installation depth requirements, refer to Headrail Dimensions Chart on page 5.

TO FIND HEIGHT

Measure from the inside top of the opening on the left, at the center, and on the right to the sill; round the measurement down to the nearest 1/8" and note the smallest dimension. Do not make any allowances: the factory will make all adjustments so the headrail will fit the opening properly.



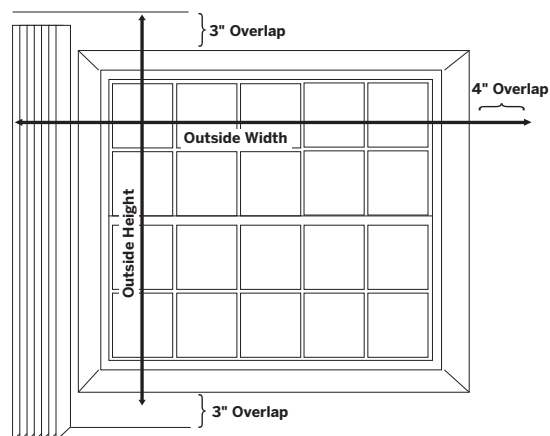
OUTSIDE MOUNT (OM) INSTALLATION—WINDOWS

TO FIND WIDTH

Measure the width of the area to be covered at the place where the headrail will be installed to the nearest 1/8". Shade should overlap opening at least 4" on each side to ensure privacy.

TO FIND HEIGHT

Measure the height of the area to be covered and round down to the nearest 1/8". Shade should extend at least 3" above and 3" below opening or window frame. For installations to the floor, make adequate allowance for carpeting. Specifying OM measurement means the factory makes no allowances.



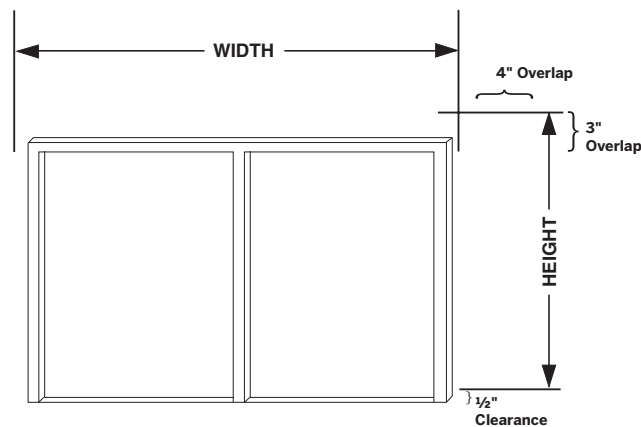
OUTSIDE MOUNT (OM) INSTALLATION—PATIO DOORS

TO FIND WIDTH

Measure the width of the area to be covered at the place where the headrail will be installed to the nearest 1/8". Shade should overlap opening at least 4" on each side to ensure privacy.

TO FIND HEIGHT

Measure the height of the area to be covered and round down to the nearest 1/8". Shade should extend at least 3" above opening or window frame. For installations to the floor, deduct 1/2" for proper clearance. Specifying OM measurement means the factory makes no allowances.



EXTENSION BRACKETS—EXTENDS FROM 2" TO 4"

Recommended for outside mount only when an obstruction protrudes beyond the window, such as window cranks and other mechanisms. Extension brackets are adjustable. Must request at time of order.